


















































Eurostat Data Navigation Tree

This document holds the pdf version of the Navigation Tree.





































- 📁 Data Navigation Tree (EU_MAIN_TREE)
 - 📁 Database by themes (data)
 - 📁 General and regional statistics (general)
 - 📁 European and national indicators for short-term analysis (euroind)
 - 📁 Business and consumer surveys (source: DG ECFIN) (ei_bcs)
 - 📁 Consumer surveys (source: DG ECFIN) (ei_bcs_cs)
 - 📄 ZIP Consumers - monthly data (ei_bsc0_m)
 - 📄 ZIP Consumers - quarterly data (ei_bsc0_q)
 - 📁 Business surveys (source: DG ECFIN) (ei_bcs_bs)
 - 📁 Business surveys - NACE Rev. 1.1 (ei_bcs_r1)
 - 📄 ZIP Industry - monthly data (ei_bsin_m)
 - 📄 ZIP Industry - quarterly data (ei_bsin_q)
 - 📄 ZIP Construction - monthly data (ei_bsbu_m)
 - 📄 ZIP Construction - quarterly data (ei_bsbu_q)
 - 📄 ZIP Retail sale - monthly data (ei_bsr0_m)
 - 📄 ZIP Sentiment indicators - monthly data (ei_bssi_m)
 - 📄 ZIP Services - monthly data (ei_bsse_m)
 - 📄 ZIP Euro-zone Business Climate Indicator - monthly data (ei_bsci_m)
 - 📁 Business surveys - NACE Rev. 2 (ei_bcs_r2)
 - 📄 ZIP Industry - monthly data (ei_bsin_m_r2)
 - 📄 ZIP Industry - quarterly data (ei_bsin_q_r2)
 - 📄 ZIP Construction - monthly data (ei_bsbu_m_r2)
 - 📄 ZIP Construction - quarterly data (ei_bsbu_q_r2)
 - 📄 ZIP Retail sale - monthly data (ei_bsr0_m_r2)
 - 📄 ZIP Sentiment indicators - monthly data (ei_bssi_m_r2)
 - 📄 ZIP Services - monthly data (ei_bsse_m_r2)
 - 📄 ZIP Euro-zone Business Climate Indicator - monthly data (ei_bsci_m_r2)
 - 📄 ZIP Financial services - monthly data (ei_bsfs_m)
 - 📄 ZIP Financial services - quarterly data (ei_bsfs_q)
 - 📁 Business surveys - back-cast (ei_bcs_bc)
 - 📄 ZIP Industry - monthly data (ei_bsin_m_bc)
 - 📄 ZIP Industry - quarterly data (ei_bsin_q_bc)
 - 📄 ZIP Construction - monthly data (ei_bsbu_m_bc)
 - 📄 ZIP Construction - quarterly data (ei_bsbu_q_bc)
 - 📄 ZIP Retail sale - monthly data (ei_bsr0_m_bc)
 - 📄 ZIP Services - monthly data (ei_bsse_m_bc)
 - 📁 Balance of payments (ei_bp)
 - 📄 ZIP Current account - monthly data (ei_bpca_m)
 - 📄 ZIP Current account - quarterly data (ei_bpca_q)
 - 📄 ZIP Financial account - monthly data (ei_bpfa_m)
 - 📄 ZIP European Union balance of payments, financial account - quarterly data (ei_bpfa_q)
 - 📄 ZIP International investment position - quarterly data (ei_bpii_q)

- Consumer prices (ei_cp)
 - ZIP Harmonised indices - monthly data (ei_cphi_m)
- International trade (ei_et)
 - ZIP EU28 international trade - monthly data (ei_eteu28_m)
 - ZIP EU27 international trade - monthly data (ei_eteu27_m)
 - ZIP Euro area 18 international trade - monthly data (ei_etea18_m)
 - ZIP Euro area 17 international trade - monthly data (ei_etea17_m)
- Industry, trade and services (ei_is)
 - ZIP Industry - monthly data (NACE Rev. 2) (ei_isin_m)
 - ZIP Industry - monthly data - growth rates (NACE Rev. 2) (ei_isir_m)
 - ZIP Industry - quarterly data (NACE Rev. 2) (ei_isin_q)
 - ZIP Construction - monthly data (NACE Rev. 2) (ei_isbu_m)
 - ZIP Construction - quarterly data (NACE Rev. 2) (ei_isbu_q)
 - ZIP Construction - monthly data - growth rates (NACE Rev. 2) (ei_isbr_m)
 - ZIP Retail trade - monthly data (NACE Rev. 2) (ei_isrt_m)
 - ZIP Retail trade - monthly data - growth rates (NACE Rev. 2) (ei_isrr_m)
 - ZIP Retail trade - quarterly data (NACE Rev. 2) (ei_isrt_q)
 - ZIP Services - quarterly data - growth rates (NACE Rev.2) (ei_isse_q)
 - ZIP Energy - monthly data (ei_isen_m)
- Labour market (ei_lm)
 - ZIP Harmonised unemployment (1 000) - monthly data (ei_lmhu_m)
 - ZIP Harmonised unemployment rates (%) - monthly data (ei_lmhr_m)
 - ZIP Labour cost index, nominal value - quarterly data (ei_lmhc_q)
 - ZIP Job vacancy rate (ei_lmjbv_q_r2)
- Monetary and financial indicators (ei_mf)
 - ZIP Interest rates - monthly data (ei_mfir_m)
 - ZIP Euro/Ecu exchange rates - monthly data (ei_mfrr_m)
 - ZIP Effective exchange rates indices - monthly data (ei_mfef_m)
- National accounts (ei_qna)
 - National accounts: ESA 2010 (ei_qna_e10)
 - ZIP GDP and main components (output, expenditure and income) (nama_10_gdp)
 - Main GDP aggregates (ei_namq_10_ma)
 - ZIP GDP and main components (output, expenditure and income) (namq_10_gdp)
 - ZIP Final consumption aggregates (namq_10_fcs)
 - ZIP Exports and imports by Member States of the EU/third countries (namq_10_exi)
 - Basic breakdowns of main GDP aggregates and employment (by industry and assets) (ei_namq_10_bbr)
 - ZIP Gross value added and income A*10 industry breakdowns (namq_10_a10)
 - ZIP Gross fixed capital formation with AN_F6 asset breakdowns (namq_10_an6)
 - ZIP Employment A*10 industry breakdowns (namq_10_a10_e)
 - Quarterly sector accounts (ESA 2010) (ei_nasq_10)
 - ZIP Key indicators (nasq_10_ki)
 - ZIP Non-financial transactions (nasq_10_nf_tr)
 - National accounts: ESA 1995 (ei_qna_e95)
 - Aggregates by branch - NACE Rev. 1.1 (ei_qna_r1)
 - ZIP Aggregates by branch - quarterly data (ei_naag_q)
 - ZIP Aggregates by branch - quarterly data - growth rates (ei_naar_q)
 - Aggregates by branch - NACE Rev. 2 (ei_qna_r2)
 - ZIP Aggregates by branch - quarterly data - current prices (ei_naag_q_r2)
 - ZIP Aggregates by branch - quarterly data - volumes (ei_navq_q_r2)


































-  ZIP Aggregates by branch - quarterly data - employment (ei_naem_q_r2)
-  ZIP Main aggregates - quarterly data (ei_nama_q)
-  ZIP Main aggregates - quarterly data - growth rates (ei_namr_q)
-  ZIP Main aggregates - annual data (ei_nama_a)
-  ZIP Income aggregates - quarterly data (ei_naia_q)
-  ZIP Government accounts - annual data (ei_naga_a)
-  ZIP Price and cost indices - quarterly data (ei_napc_q)
-  ZIP General government deficit (-) and surplus (+) - quarterly data (ei_nagd_q_r2)
-  ZIP General government gross debt - quarterly data (ei_nagt_q_r2)
-  Quarterly Sector Accounts (ei_qna_sect)
 -  ZIP Headline indicators (ei_nasa_q)
 -  ZIP Main aggregates (ei_nanf_q)
-  Housing price statistics (ei_hp)
 -  ZIP House price index (2010 = 100) - quarterly data (ei_hppi_q)
-  Regional statistics by NUTS classification (reg)
 -  Regional agriculture statistics (reg_agr)
 -  Agri-environmental indicators (reg_aei)
 -  ZIP Manure storage facilities by NUTS 3 regions (aei_fm_ms)
 -  Structure of agricultural holdings (reg_ef)
 -  Structure of agricultural holdings 2010 (reg_ef_2010)
 -  Key farm variables (reg_ef_kv)
 -  ZIP Key farm variables: area, livestock (LSU), labour force and standard output (SO) by agricultural size of farm (UAA)(...) (ef_kvaareg)
 -  ZIP Key variables: area, livestock (LSU), labour force and standard output (SO) by economic size of farm (SO in Euro), (...) (ef_kvecsleg)
 -  ZIP Key variables: area, livestock (LSU), labour force and standard output (SO) by type of farming (2-digit) and NUTS 2(...) (ef_kvftreg)
 -  Farm land use - Permanent crops, other farmland, irrigation (reg_ef_po)
 -  ZIP Land use: number of farms and areas of different crops by agricultural size of farm (UAA) and NUTS 2 regions (ef_oluaareg)
 -  ZIP Land use: number of farms and areas of different crops by economic size of farm (SO in Euro) and NUTS 2 regions (ef_oluecsreg)
 -  ZIP Permanent crops: number of farms and areas by size of permanent crop area and NUTS 2 regions (ef_popermreg)
 -  ZIP Irrigation: number of farms, areas and equipment by size of irrigated area and NUTS 2 regions (ef_poirrig)
 -  Overview - Farm livestock (reg_ef_ols)
 -  ZIP Livestock: number of farms and heads of animals of different types by agricultural size of farm (UAA) and NUTS 2 regions (ef_olsaareg)
 -  ZIP Livestock: number of farms and heads of animals by livestock units (LSU) of farm and NUTS 2 regions (ef_olslsureg)
 -  ZIP Livestock: number of farms and heads of animals by economic size of farm (SO in Euro) and NUTS 2 regions (ef_olsecsreg)
 -  Farm labour force and management (reg_ef_molf)
 -  ZIP Labour force: number of persons and farm work (AWU) by sex of workers and NUTS 2 regions (ef_olfreg)
 -  ZIP Organic farming: number of farms, areas with different crops and heads of different types of animals by agricultura(...) (ef_mporganic)
 -  ZIP Type of tenure: number of farms and areas by agricultural size of farm (UAA) and NUTS 2 regions (ef_mptenure)










































-  Type of tenure: number of farms and areas by economic size of farm (SO in Euro) and NUTS 2 regions (ef_mptenurecs)
 -  Structure of agricultural holdings: historical data (1990-2007) (reg_ef_h)
 -  Overview of agricultural holdings (reg_ef_ov)
 -  Key variables by legal status of holding, size of farm (UAA) and NUTS 2 regions (ef_ov_kvaa)
 -  Key variables by type of farming (2-digit) and NUTS 2 regions (ef_ov_kvftreg)
 -  Land Use (reg_ef_lu)
 -  Farmland: number of farms and areas by size of farm (UAA) and NUTS 2 regions (ef_lu_ovcropaa)
 -  Farmland: number of farms and areas by economic size of farm (ESU) and NUTS 2 regions (ef_lu_ovcropesu)
 -  Permanent crops: number of farms and areas by size of farm (UAA), size of permanent crop area and NUTS 2 regions (ef_lu_pcreg)
 -  Irrigation: number of farms, areas and equipment by size of farm (UAA) and region (ef_lu_ofirrig)
 -  Livestock (reg_ef_ls)
 -  Livestock: number of farms and heads by size of farm (UAA) and NUTS 2 regions (ef_ls_ovaareg)
 -  Livestock: number of farms and heads by livestock units (LSU) of farm and NUTS 2 regions (ef_ls_ovlsureg)
 -  Livestock: number of farms and heads by economic size of farm (ESU) and NUTS 2 regions (ef_ls_ovesu)
 -  Special interest topics (reg_ef_so)
 -  Organic farming: selected variables by size of farm (UAA) and NUTS 2 regions (ef_so_mporg)
 -  Type of tenure: number of farms and areas by size of farm (UAA) and NUTS 2 regions (ef_so_mptenure)
 -  Labour force: number of persons and farm work (AWU) by sex of worker, category of worker, legal status of holding, (...) (ef_so_lfaa)
 -  Labour force: number of persons and farm work (AWU) by sex of worker, category of worker, legal status of holding, (...) (ef_so_lfesu)
 -  Structure of agricultural holdings by region, main indicators (reg_ef_r_main)
 -  Structure of agricultural holdings by NUTS 3 regions - main indicators (ef_r_nuts)
 -  Agricultural production (reg_apro)
 -  Animal populations (December) by NUTS 2 regions (agr_r_animal)
 -  Areas harvested, yields, production by NUTS 2 regions (agr_r_crops)
 -  Land use by NUTS 2 regions (agr_r_landuse)
 -  Production of cow's milk on farms by NUTS 2 regions (1 000 t) (agr_r_milkpr)
 -  Agricultural accounts according to EAA 97 Rev.1.1 by NUTS 2 regions (agr_r_accts)
 -  Regional demographic statistics (reg_dem)
 -  Population and area (reg_dempoar)
 -  Population on 1 January by age, sex and NUTS 2 region (demo_r_d2jan)
 -  Area by NUTS 3 region (demo_r_d3area)
 -  Population density by NUTS 3 region (demo_r_d3dens)
 -  Population on 1 January by five years age group, sex and NUTS 2 region (demo_r_pjangroup)
 -  Population on 1 January by broad age group, sex and NUTS 3 region (demo_r_pjanaggr3)
 -  Population change - Demographic balance and crude rates at regional level (NUTS 3) (demo_r_gind3)
 -  Fertility (reg_demfer)










































- ZIP Live births (total) by NUTS 3 region (demo_r_births)
- ZIP Live births by mother's age and NUTS 2 region (demo_r_fagec)
- ZIP Fertility rates by age and NUTS 2 region (demo_r_frate2)
- Mortality (reg_demmor)
 - ZIP Deaths (total) by NUTS 3 region (demo_r_deaths)
 - ZIP Deaths by age, sex and NUTS 2 region (demo_r_magec)
 - ZIP Infant mortality by NUTS 2 region (demo_r_minf)
 - ZIP Infant mortality rates by NUTS 2 region (demo_r_minfind)
 - ZIP Life table by NUTS 2 region (demo_r_mlife)
 - ZIP Life expectancy by age, sex and NUTS 2 region (demo_r_mlifexp)
- Census: Regional level census 2001 round (reg_demcens)
 - Population structure (cens_01rstr)
 - ZIP Population by sex, citizenship and NUTS 3 regions (cens_01rsctz)
 - Active population (cens_01ract)
 - ZIP Population by sex, age group, current activity status and NUTS 3 regions (cens_01rapop)
 - ZIP Total and active population by sex, age, employment status, residence one year prior to the census and NUTS 3 regions (cens_01ramigr)
 - ZIP Employed persons aged 15 and over by sex, citizenship, economic activity (NACE Rev. 1), status in employment and NU(...) (cens_01ractz)
 - Educational level (cens_01redu)
 - ZIP Population by sex, age group, educational attainment, occupation (ISCO-88) and NUTS 3 regions (cens_01reisco)
 - ZIP Population by sex, age group, educational attainment, current activity status and NUTS 3 regions (cens_01rews)
 - Households (cens_01rhou)
 - ZIP Population by sex, age group, household status and NUTS 3 regions (cens_01rhtype)
 - ZIP Population by sex, age group, size of household and NUTS 3 regions (cens_01rhsiz)
 - ZIP Private households by composition, size and NUTS 3 regions (cens_01rheco)
 - ZIP Private households by composition, age group of children and NUTS 3 regions (cens_01rhagchi)
 - Dwellings (cens_01rdws)
 - ZIP Dwellings by type of housing, building and NUTS 3 regions (cens_01rdhh)
 - ZIP Dwellings by type of building and NUTS 3 regions (cens_01rdbuild)
- Regional economic accounts - ESA95 (reg_eco)
 - Gross domestic product indicators - ESA95 (reg_ecogdp)
 - ZIP Gross domestic product (GDP) at current market prices by NUTS 2 regions (nama_r_e2gdp)
 - ZIP Gross domestic product (GDP) at current market prices by NUTS 3 regions (nama_r_e3gdp)
 - ZIP Real growth rate of regional gross value added (GVA) at basic prices by NUTS 2 regions - percentage change on previ(...) (nama_r_e2grgdp)
 - ZIP Dispersion of regional GDP by NUTS 3 regions (%) (nama_r_e0digdp)
 - ZIP Average annual population to calculate regional GDP data (in 1000 persons), by NUTS 3 regions (nama_r_e3popgdp)
 - Branch accounts - ESA95 (reg_ecobrch)
 - ZIP Gross fixed capital formation by NUTS 2 regions (nama_r_e2gfcf)
 - ZIP Compensation of employees by NUTS 2 regions (nama_r_e2rem)
 - ZIP Employment (in 1000 hours worked) by NUTS 2 regions (nama_r_e2emp95hw)
 - ZIP Gross value added at basic prices by NUTS 3 regions (NACE Rev. 2) (nama_r_e3vab95r2)
 - ZIP Gross value added at basic prices by NUTS 3 regions (nama_r_e3vabp95)
 - ZIP Employment (in 1000 persons) by NUTS 3 regions (nama_r_e3empl95)
 - ZIP Gross fixed capital formation by NUTS 2 regions (NACE Rev. 2) (nama_r_e2gfcfr2)

















-  ZIP Compensation of employees by NUTS 2 regions (NACE Rev. 2) (nama_r_e2remr2)
-  ZIP Employment (in 1000 hours worked) by NUTS 2 regions (NACE Rev. 2) (nama_r_e2em95hr2)
-  ZIP Employment (in 1000 persons) by NUTS 3 regions (NACE Rev. 2) (nama_r_e3em95r2)
-  Household accounts - ESA95 (reg_ecohh)
 -  ZIP Allocation of primary income account of households by NUTS 2 regions (nama_r_ehh2p)
 -  ZIP Secondary distribution of income account of households by NUTS 2 regions (nama_r_ehh2s)
 -  ZIP Income of households by NUTS 2 regions (nama_r_ehh2inc)
-  Regional education statistics (reg_educ)
 -  ZIP Number of students by level of education, orientation, sex and NUTS 2 regions (educ_renr1rg1)
 -  ZIP Number of students by age, sex and NUTS 2 regions (educ_renr1rg3)
 -  ZIP Education indicators by NUTS 2 regions (educ_regind)
 -  ZIP Participation rate in education and training (last 4 weeks) by NUTS 2 regions (trng_lfse_04)
 -  ZIP Population aged 25-64 with lower secondary education attainment by sex and NUTS 2 regions (edat_lfse_09)
 -  ZIP Population aged 25-64 with upper secondary education attainment by sex and NUTS 2 regions (edat_lfse_10)
 -  ZIP Population aged 25-64 with tertiary education attainment by sex and NUTS 2 regions (edat_lfse_11)
 -  ZIP Population aged 30-34 with tertiary education attainment by sex and NUTS 2 regions (edat_lfse_12)
 -  ZIP Population aged 25-64 with upper secondary or tertiary education attainment by sex and NUTS 2 regions (edat_lfse_13)
 -  ZIP Early leavers from education and training by sex and NUTS 2 regions (edat_lfse_16)
 -  ZIP Young people neither in employment nor in education and training by sex and NUTS 2 regions (NEET rates) (edat_lfse_22)
-  Regional science and technology statistics (reg_sct)
 -  R&D expenditure and personnel (reg_rd)
 -  ZIP Total intramural R&D expenditure (GERD) by sectors of performance and NUTS 2 regions (rd_e_gerdreg)
 -  ZIP Total R&D personnel and researchers by sectors of performance, sex and NUTS 2 regions (rd_p_persreg)
 -  Human Resources in Science and Technology (HRST) (reg_hrst)
 -  ZIP HRST by sub-groups and NUTS 2 regions (hrst_st_rcat)
 -  ZIP HRST by sub-groups, sex and NUTS 1 regions (hrst_st_rsex)
 -  ZIP HRST by sub-groups, age and NUTS 1 regions (hrst_st_rage)
 -  ZIP Employed HRST by sub-groups, NACE Rev. 1.1 activity and NUTS 1 regions (1994 - 2008) (hrst_st_rsec)
 -  ZIP Employed HRST by sub-groups, NACE Rev. 2 activity and NUTS 1 regions (from 2008 onwards) (hrst_st_rsec2)
 -  Employment in high technology sectors (reg_htec)
 -  ZIP Employment in technology and knowledge-intensive sectors by NUTS 2 regions and sex (1994-2008, NACE Rev. 1.1) (htec_emp_reg)
 -  ZIP Employment in technology and knowledge-intensive sectors by NUTS 2 regions and sex (from 2008 onwards, NACE Rev. 2) (htec_emp_reg2)
 -  ZIP Employment in technology and knowledge-intensive sectors by NUTS 1 regions and type of occupation (1994-2008, NACE (...)) (htec_emp_risco)
 -  ZIP Employment in technology and knowledge-intensive sectors by NUTS 1 regions and type of occupation (from 2008 onward(...)) (htec_emp_risco2)
 -  ZIP Employment in technology and knowledge-intensive sectors by NUTS 1 regions and level of education (1994-2008, NACE (...)) (htec_emp_riscd)
 -  ZIP Employment in technology and knowledge-intensive sectors by NUTS 1 regions and level of education (from 2008 onward(...)) (htec_emp_riscd2)

- European patent applications to EPO (reg_pat)
 - ZIP Patent applications to the EPO by priority year by NUTS 3 regions (pat_ep_rtot)
 - ZIP Patent applications to the EPO by priority year by NUTS 3 regions, international patent classification (IPC) sectio(...) (pat_ep_ripc)
 - ZIP High-tech patent applications to the EPO by priority year by NUTS 3 regions (pat_ep_rtec)
 - ZIP ICT patent applications to the EPO by priority year by NUTS 3 regions (pat_ep_rict)
 - ZIP Biotechnology patent applications to the EPO by priority year by NUTS 3 regions (pat_ep_rbio)
- Regional structural business statistics (reg_sbs)
 - ZIP SBS data by NUTS 2 regions and NACE Rev. 2 (from 2008 onwards) (sbs_r_nuts06_r2)
 - ZIP Multiannual statistics for distributive trades (NACE Rev. 2, G) by NUTS 2 regions (sbs_r_3k_my_r2)
 - ZIP SBS data by NUTS 2 regions (NUTS 2006) and NACE Rev. 1.1 (1998-2007) (sbs_r_nuts03)
 - ZIP Number of local units, persons employed and wages and salaries by NUTS 2 regions (sbs_cre_rreg)
 - ZIP Multi yearly statistics by NUTS 2 regions (NUTS 2006) (sbs_r_3f_my)
- Regional business demography (reg_bd)
 - ZIP Business demography and high growth enterprise by NACE Rev. 2 and NUTS 3 regions (bd_hgnace2_r3)
 - ZIP Business demography by size class and NUTS 3 regions (bd_size_r3)
 - ZIP Employer business demography by NACE Rev. 2 and NUTS 3 regions (bd_enace2_r3)
 - ZIP Employer business demography by size class and NUTS 3 regions (bd_esize_r3)
- Regional health statistics (reg_hlth)
 - Causes of death (reg_hlth_cdeath)
 - ZIP Causes of death - Standardised death rate by residence (hlth_cd_asdr2)
 - ZIP Causes of death - Crude death rate by NUTS 2 region of residence (hlth_cd_acdr2)
 - ZIP Causes of death - absolute number - annual data (hlth_cd_anr)
 - ZIP Causes of death - standardised death rate per 100 000 inhabitants - annual Data (hlth_cd_asdr)
 - ZIP Causes of death by NUTS 2 regions - crude death rate per 100 000 inhabitants - annual data (hlth_cd_acdr)
 - ZIP Causes of death by NUTS 2 regions - standardised death rate per 100 000 inhabitants, 3 years average (hlth_cd_ysdr1)
 - ZIP Causes of death by NUTS 2 regions - crude death rate per 100 000 inhabitants, 3 years average - females (hlth_cd_ycdrf)
 - ZIP Causes of death by NUTS 2 regions - crude death rate per 100 000 inhabitants, 3 years average - males (hlth_cd_ycdrm)
 - ZIP Causes of death by NUTS 2 regions - crude death rate per 100 000 inhabitants, 3 years average - total (hlth_cd_ycdrt)
 - ZIP Causes of death by NUTS 2 regions - absolute Number, 3 years average - females (hlth_cd_ynrf)
 - ZIP Causes of death by NUTS 2 regions - absolute Number, 3 years average - males (hlth_cd_ynrm)
 - ZIP Causes of death by NUTS 2 regions - absolute Number, 3 years average - total (hlth_cd_ynrt)
 - Health care: resources and patients (non-expenditure data) (reg_hlth_care)
 - ZIP Health personnel by NUTS 2 regions (hlth_rs_prsrg)
 - ZIP Hospital beds by NUTS 2 regions (hlth_rs_bdsrg)
 - ZIP Hospital discharges by diagnosis and NUTS 2 regions, in-patients, total number - total (hlth_co_disch1t)
 - ZIP Hospital discharges by diagnosis and NUTS 2 regions, in-patients, total number - males (hlth_co_disch1m)
 - ZIP Hospital discharges by diagnosis, NUTS 2 regions, in-patients and total number - females (hlth_co_disch1f)
 - ZIP Hospital discharges by diagnosis and NUTS 2 regions, in-patients, per 100 000 inhabitants - total (hlth_co_disch2t)












































-  ZIP Hospital discharges by diagnosis and NUTS 2 regions, in-patients, per 100 000 inhabitants - males (hlth_co_disch2m)
-  ZIP Hospital discharges by diagnosis and NUTS 2 regions, in-patients, per 100 000 inhabitants - females (hlth_co_disch2f)
-  ZIP Hospital discharges by diagnosis and NUTS 2 regions, day cases, total number - total (hlth_co_disch3t)
-  ZIP Hospital discharges by diagnosis and NUTS 2 regions, day cases, total number - males (hlth_co_disch3m)
-  ZIP Hospital discharges by diagnosis and NUTS 2 regions, day cases, total number - females (hlth_co_disch3f)
-  ZIP Hospital discharges by diagnosis and NUTS 2 regions, day cases, per 100 000 inhabitants - total (hlth_co_disch4t)
-  ZIP Hospital discharges by diagnosis and NUTS 2 regions, day cases, per 100 000 inhabitants - males (hlth_co_disch4m)
-  ZIP Hospital discharges by diagnosis and NUTS 2 regions, day cases, per 100 000 inhabitants - females (hlth_co_disch4f)
-  ZIP In-patient average length of stay (days) by NUTS 2 regions - total (hlth_co_inpstt)
-  ZIP In-patient average length of stay (days) by NUTS 2 regions - males (hlth_co_inpstm)
-  ZIP In-patient average length of stay (days) by NUTS 2 regions - females (hlth_co_inpstf)
-  ZIP Hospital days of in-patients by NUTS 2 regions - total (hlth_co_hosdayt)
-  ZIP Hospital days of in-patients by NUTS 2 regions - males (hlth_co_hosdaym)
-  ZIP Hospital days of in-patients by NUTS 2 regions - females (hlth_co_hosdayf)
-  ZIP Long-term care beds in nursing and residential care facilities by NUTS 2 regions (hlth_rs_bdsns)
-  ZIP Prevalence of disability by sex, economic activity (NACE Rev. 1) and NUTS 2 regions (hlth_db_emrena)
-  Regional tourism statistics (reg_tour)
 -  Occupancy in collective accommodation establishments: domestic and inbound tourism (reg_tour_occ)
 -  ZIP Arrivals at tourist accommodation establishments by NUTS 2 regions (tour_occ_arn2)
 -  ZIP Nights spent at tourist accommodation establishments by NUTS 2 regions (tour_occ_nin2)
 -  ZIP Nights spent at tourist accommodation establishments by degree of urbanisation and by NUTS 2 regions (from 2012 onwards) (tour_occ_nin2d)
 -  ZIP Nights spent at tourist accommodation establishments by coastal and non-coastal area and by NUTS 2 regions (from 20(...) (tour_occ_nin2c)
 -  ZIP Net occupancy rate of bed-places and bedrooms in hotels and similar accommodation (NACE Rev. 2, I, 55.1) by NUTS 2 (...) (tour_occ_anor2)
 -  Capacity of collective tourist accommodation: establishments, bedrooms and bed-places (reg_tour_cap)
 -  ZIP Number of establishments, bedrooms and bed-places by NUTS 2 regions (tour_cap_nuts2)
 -  ZIP Number of establishments, bedrooms and bed-places by NUTS 3 regions (1990-2011) (tour_cap_nuts3)
 -  ZIP Number of establishments, bedrooms and bed-places by degree of urbanisation and by NUTS 2 regions (from 2012 onwards) (tour_cap_nuts2d)
 -  ZIP Number of establishments, bedrooms and bed-places by coastal and non-coastal area and by NUTS 2 regions (from 2012 (...)) (tour_cap_nuts2c)
-  Regional transport statistics (reg_tran)
 -  Road freight (reg_road)
 -  ZIP Annual road freight transport by region of loading (1 000 t, Mio Tkm, 1 000 Jrnys) (road_go_ta_rl)
 -  ZIP Annual road freight transport by region of unloading (1 000 t, Mio Tkm, 1 000 Jrnys) (road_go_ta_ru)
 -  ZIP National annual road freight transport by regions of loading (NUTS 3) and by group of goods (1 000 t), from 2008 onwards (road_go_na_rl3g)

-  ZIP National annual road freight transport by regions of unloading (NUTS 3) and by group of goods (1 000 t), from 2008 (...) (road_go_na_ru3g)
-  ZIP National annual road freight transport by regions of loading (NUTS 3) and by group of goods (1 000 t), until 2007 (road_go_na7rl3g)
-  ZIP National annual road freight transport by regions of unloading (NUTS 3) and by group of goods (1 000 t), until 2007 (road_go_na7ru3g)
-  Other regional transport (reg_otran)
 -  ZIP Road, rail and navigable inland waterways networks by NUTS 2 regions (tran_r_net)
 -  ZIP Stock of vehicles by category and NUTS 2 regions (tran_r_vehst)
 -  ZIP Victims in road accidents by NUTS 2 regions (tran_r_acci)
 -  ZIP Maritime transport of passengers by NUTS 2 regions (tran_r_mapa_nm)
 -  ZIP Maritime transport of freight by NUTS 2 regions (tran_r_mago_nm)
 -  ZIP Air transport of passengers by NUTS 2 regions (tran_r_avpa_nm)
 -  ZIP Air transport of freight by NUTS 2 regions (tran_r_avgo_nm)
 -  ZIP Railway transport - national and international railway goods transport by loading/unloading NUTS 2 region (tran_r_rago)
 -  ZIP Railway transport - national and international railway passengers transport by loading/unloading NUTS 2 region (tran_r_rapa)
 -  ZIP Maritime transport of passengers by NUTS 2 regions (questionnaire) (tran_r_mapa_om)
 -  ZIP Maritime transport of freight by NUTS 2 regions (questionnaire) (tran_r_mago_om)
 -  ZIP Air transport of passengers by NUTS 2 regions (questionnaire) (tran_r_avpa_om)
 -  ZIP Air transport of freight by NUTS 2 regions (questionnaire) (tran_r_avgo_om)
 -  ZIP Road transport of goods - Journeys made by vehicles by NUTS 2 regions (tran_r_veh_jour)
-  Regional labour market statistics (reg_lmk)
 -  Regional population and economically active population - LFS annual series (lfst_r_lfpop)
 -  ZIP Population aged 15 and over by sex, age and NUTS 2 regions (1 000) (lfst_r_lfsd2pop)
 -  ZIP Economically active population by sex, age and NUTS 2 regions (1 000) (lfst_r_lfp2act)
 -  ZIP Economic activity rates by sex, age and NUTS 2 regions (%) (lfst_r_lfp2actrt)
 -  ZIP Economically active population by sex, age, highest level of education attained and NUTS 2 regions (1 000) (lfst_r_lfp2acedu)
 -  Regional employment - LFS annual series (lfst_r_lfemp)
 -  ZIP Employment by sex, age and NUTS 2 regions (1 000) (lfst_r_lfe2emp)
 -  ZIP Employment by economic activity and NUTS 2 regions (NACE Rev. 2) - 1 000 (lfst_r_lfe2en2)
 -  ZIP Employment by economic activity and NUTS 2 regions (1999-2008, NACE Rev. 1.1) - 1 000 (lfst_r_lfe2en1)
 -  ZIP Employment by professional status and NUTS 2 regions (1 000) (lfst_r_lfe2estat)
 -  ZIP Employment by full-time/part-time, sex and NUTS 2 regions (1 000) (lfst_r_lfe2eftpt)
 -  ZIP Employment by sex, age, highest level of education attained and NUTS 2 regions (1 000) (lfst_r_lfe2eedu)
 -  ZIP Employment and commuting by NUTS 2 regions (1 000) (lfst_r_lfe2ecomm)
 -  ZIP Employment rates by sex, age and NUTS 2 regions (%) (lfst_r_lfe2emprrt)
 -  ZIP Average number of usual weekly hours of work in main job by NUTS 2 regions (hours) (lfst_r_lfe2ehour)
 -  Regional unemployment - LFS annual series (lfst_r_lfu)
 -  ZIP Unemployment by sex, age and NUTS 2 regions (1 000) (lfst_r_lfu3pers)
 -  ZIP Unemployment rates by sex, age and NUTS 2 regions (%) (lfst_r_lfu3rt)
 -  ZIP Long-term unemployment (12 months and more) by NUTS 2 regions (1 000; %) (lfst_r_lfu2ltu)
 -  Regional labour market disparities - LFS series and LFS adjusted series (lfst_r_lmd)
 -  ZIP Dispersion of regional employment rates of age group 15-64 by NUTS 3 regions (%) (lfst_r_lmderr)
 -  ZIP Dispersion of regional unemployment rates by NUTS 3 regions (%) (lfst_r_lmdurr)

-  Regional job vacancy statistics (jvs) (reg_jvs)
 -  Job vacancy statistics by occupation and NUTS 2 regions - annual data, NACE Rev. 2 (from 2008 onwards) (jvs_a_nace2)
 -  Job vacancy statistics by occupation and NUTS 2 regions - annual data, NACE Rev. 1.1 (2000-2008) (jvs_a_nace1)
-  Regional structure of earnings survey 2006 (reg_earn_ses_06)
 -  Mean annual earnings by NUTS 1 regions (enterprises with 10 employees or more) - NACE Rev. 1.1, C-O excluding L (earn_ses06_rann)
 -  Mean hourly earnings by NUTS 1 regions (enterprises with 10 employees or more) - NACE Rev. 1.1, C-O excluding L (earn_ses06_rhr)
-  Regional structure of earnings survey 2010 (reg_earn_ses_10)
 -  Mean hourly earnings by NUTS 1 regions (enterprises with 10 employees or more) - NACE Rev. 2, B-S excluding O (earn_ses10_rhr)
 -  Mean annual earnings by NUTS 1 regions (enterprises with 10 employees or more) - NACE Rev. 2, B-S excluding O (earn_ses10_rann)
-  Regional labour costs statistics (reg_lcs)
 -  Labour costs survey 2008 and 2012 - regional data - NACE Rev. 2 (reg_lcs_r2)
 -  Labour cost, wages and salaries, and direct remuneration by NUTS 1 regions - NACE Rev. 2 (lc_rcost_r2)
 -  Structure of labour cost as % of total cost by NUTS 1 regions - NACE Rev. 2 (lc_rstruc_r2)
 -  Number of employees, hours actually worked and paid by NUTS 1 regions - NACE Rev. 2 (lc_rnum1_r2)
 -  Number of hours actually worked and paid per employee by NUTS 1 regions - NACE Rev. 2 (lc_rnum2_r2)
 -  Number of statistical units by NUTS 1 regions - NACE Rev. 2 (lc_rstu_r2)
 -  Labour costs survey 2004 - Regional data (reg_lcs04)
 -  Labour cost, wages and salaries, and direct remuneration by NUTS 1 regions (lc_r04cost)
 -  Structure of labour cost as % of total cost by NUTS 1 regions (lc_r04struc)
 -  Number of employees, hours actually worked and paid by NUTS 1 regions (lc_r04num1)
 -  Number of hours actually worked and paid per employee by NUTS 1 regions (lc_r04num2)
 -  Number of statistical units by NUTS 1 regions (lc_r04stu)
 -  Labour costs survey 2000 - Regional data (reg_lcs00)
 -  Labour cost, wages and salaries and direct remuneration by NUTS 1 regions (lc_r00cost)
 -  Structure of labour cost as % of total cost by NUTS 1 regions (lc_r00struc)
 -  Number of employees, hours worked and paid by NUTS 1 regions (lc_r00num1)
 -  Number of hours worked and paid per employee by NUTS 1 regions (lc_r00num2)
 -  Number of statistical units by NUTS 1 regions (lc_r00stu)
-  Regional information society statistics (reg_isoc)
 -  Households with access to the internet at home (isoc_r_iacc_h)
 -  Households with broadband access (isoc_r_broad_h)
 -  Individuals who have never used a computer (isoc_r_cux_i)
 -  Individuals who used the internet, frequency of use and activities (isoc_r_iuse_i)
 -  Individuals who used the internet for interaction with public authorities (isoc_r_gov_i)
 -  Individuals who ordered goods or services over the internet for private use (isoc_r_blit12_i)
-  Regional environmental and energy statistics (reg_env)
 -  Regional waste statistics (reg_env_was)
 -  Municipal waste by NUTS 2 regions - pilot project (env_rwas_gen)
 -  Coverage rate of municipal waste collection by NUTS 2 regions - pilot project (env_rwas_cov)
 -  Regional water statistics (reg_env_wat)
 -  Freshwater resources by RBD (env_watres_rb)



















-  ZIP Water abstraction by RBD (env_watabs_rb)
-  ZIP Water use by RBD (env_watuse_rb)
-  ZIP Population connected to public water supply by RBD (env_watpop_rb)
-  ZIP Population connected to wastewater collection and treatment systems by RBD (env_wwcon_rb)
-  ZIP Treatment capacity of wastewater treatment plants by RBD (env_wwcap_rb)
-  ZIP Treatment plants by type of treatment and RBD (env_wwplt_rb)
-  ZIP Wastewater generation and discharge by RBD (env_wwgen_rb)
-  Other regional environmental statistics (reg_env_oth)
 -  ZIP Contaminated sites and other land use indicators by NUTS 2 regions (env_rlu)
 -  ZIP Energy: primary production and final consumption by NUTS 2 regions - 1 000 tonnes of oil equivalent (env_rpep)
 -  ZIP Specific transport parameters (NUTS2) (env_rtr)
-  Energy statistics - heating degree-days (nrg_esdgr)
 -  ZIP Heating degree-days by NUTS 2 regions - monthly data (nrg_esdgr_m)
 -  ZIP Heating degree-days by NUTS 2 regions - annual data (nrg_esdgr_a)
-  Regional poverty and social exclusion statistics (reg_ilc)
 -  ZIP People at risk of poverty or social exclusion by NUTS 2 regions (ilc_peps11)
 -  ZIP People living in households with very low work intensity by NUTS 2 regions (population aged 0 to 59 years) (ilc_lvhl21)
 -  ZIP Severe material deprivation rate by NUTS 2 regions (ilc_mddd21)
 -  ZIP At-risk-of-poverty rate by NUTS 2 regions (ilc_li41)
-  Regional crime statistics (reg_crim)
 -  ZIP Crimes recorded by the police - NUTS 3 regions (crim_gen_reg)
-  Regional statistics by typology (reg_typ)
 -  Metropolitan regions (met)
 -  Demography statistics by metropolitan regions (met_demo)
 -  ZIP Area of the regions (met_d3area)
 -  ZIP Population density (met_d3dens)
 -  ZIP Population by sex and age groups on 1 January (met_pjanaggr3)
 -  ZIP Demographic balance and crude rates (met_gind3)
 -  Economic accounts by metropolitan regions (met_eco)
 -  ZIP Gross domestic product (GDP) at current market prices (met_e3gdp)
 -  ZIP Employment (in persons) (met_e3em95r2)
 -  ZIP Gross value added at basic prices (met_e3vabp95r2)
 -  Labour market statistics by metropolitan regions (met_lmk)
 -  ZIP Economically active population by sex and age (1 000) (met_lfp3pop)
 -  ZIP Unemployment by sex and age (1 000) (met_lfu3pers)
 -  ZIP Unemployment rates by sex and age (%) (met_lfu3rt)
 -  ZIP Population by sex and age (1 000) (met_lfsd3pop)
 -  ZIP Employment by sex and age (1 000) (met_lfe3emp)
 -  ZIP Employment rates by sex and age (%) (met_lfe3emprrt)
 -  Patent statistics by metropolitan regions (met_pat)
 -  ZIP Patent applications to the EPO by priority year by metropolitan regions (pat_ep_mtott)
 -  ZIP Patent applications to the EPO by priority year by metropolitan regions, international patent classification (IPC) (...) (pat_ep_mipc)
 -  ZIP High-tech patent applications to the EPO by priority year by metropolitan regions (pat_ep_mtec)
 -  ZIP ICT patent applications to the EPO by priority year by metropolitan regions (pat_ep_mict)
 -  ZIP Biotechnology patent applications to the EPO by priority year by metropolitan regions (pat_ep_mbio)
 -  Maritime policy indicators (mare)


- Demography statistics by coastal regions (mare_demo)
 - ZIP Area of the regions (mare_d3area)
 - ZIP Population density (mare_d3dens)
 - ZIP Population by sex and age groups on 1 January (mare_pjanaggr3)
 - ZIP Demographic balance and crude rates (mare_gind3)
 - Tourism statistics by coastal areas (mare_tour)
 - ZIP Nights spent at tourist accommodation establishments by coastal and non-coastal area (from 2012 onwards) (tour_occ_ninatc)
 - ZIP Number of establishments, bedrooms and bed-places by coastal and non-coastal area (from 2012 onwards) (tour_cap_natc)
 - Labour market statistics by maritime regions (mare_lmk)
 - ZIP Economically active population by sex and age (mare_lfp3pop)
 - ZIP Unemployment by sex and age (mare_lfu3pers)
 - ZIP Unemployment rates by sex and age (mare_lfu3rt)
 - ZIP Population by sex and age (mare_lfsd3pop)
 - ZIP Employment by sex and age (mare_lfe3emp)
 - ZIP Employment rates by sex and age (mare_lfe3emprrt)
 - Economic accounts by maritime regions (mare_eco)
 - ZIP Gross domestic product (GDP), market prices (mare_e3gdp)
 - ZIP Gross value added at basic prices (mare_e3vab95r2)
- Urban-rural typology (urt)
 - Demography statistics by urban-rural typology (urt_demo)
 - ZIP Area of the regions (urt_d3area)
 - ZIP Population density (urt_d3dens)
 - ZIP Population by sex and age groups on 1 January (urt_pjanaggr3)
 - ZIP Demographic balance and crude rates (urt_gind3)
 - Economic accounts by urban-rural typology (urt_eco)
 - ZIP Gross domestic product (GDP), market prices (urt_e3gdp)
 - ZIP Employment (in persons) (urt_e3empl95)
 - ZIP Gross value added at basic prices (urt_e3vabp95)
 - Labour market statistics by urban-rural typology (urt_lmk)
 - ZIP Economically active population by sex and age (1 000) (urt_lfp3pop)
 - ZIP Unemployment by sex and age (1 000) (urt_lfu3pers)
 - ZIP Unemployment rates by sex and age (%) (urt_lfu3rt)
 - ZIP Population by sex and age (1 000) (urt_lfsd3pop)
 - ZIP Employment by sex and age (1 000) (urt_lfe3emp)
 - ZIP Employment rates by sex and age (%) (urt_lfe3emprrt)
- Degree of urbanisation (degurb)
 - Participation rate and lifelong learning (degurb_trng)
 - ZIP Participation rate in education and training by degree of urbanisation (trng_aes_105)
 - ZIP Participation rate in education and training (last 4 weeks) by sex, age and degree of urbanisation (trng_lfs_14)
 - ZIP Participation rate in informal learning by learning form and degree of urbanisation (trng_aes_205)
 - ZIP Participation in any learning activities by degree of urbanisation (trng_any3)
 - ZIP Participation in formal education by degree of urbanisation (trng_fed3)
 - ZIP Participation in informal learning by degree of urbanisation (trng_inf3)
 - ZIP Participation in non-formal education/training by degree of urbanisation (trng_nfe4)
 - Educational attainment (degurb_edat)
 - ZIP Number of foreign languages known (self-reported) by degree of urbanisation (edat_aes_l26)
 - ZIP Level of the best-known foreign language (self-reported) by degree of urbanisation (edat_aes_l36)

-  ZIP Population by educational attainment level, sex, age and degree of urbanisation (%) (edat_lfs_9913)
-  ZIP Young people neither in employment nor in education and training by sex, age and degree of urbanisation (NEET rates) (edat_lfse_29)
-  ZIP Early leavers from education and training by sex and degree of urbanisation (edat_lfse_30)
-  Living conditions and welfare (degurb_livcon)
 -  ZIP Structure of consumption expenditure by degree of urbanisation (COICOP level 2) (1 000) (hbs_str_t226)
 -  ZIP Household characteristics by urbanisation degree (hbs_car_t315)
 -  ZIP Household characteristics by main source of income (hbs_car_t316)
 -  ZIP People at risk of poverty or social exclusion by degree of urbanisation (ilc_peps13)
 -  ZIP At-risk-of-poverty rate by degree of urbanisation (ilc_li43)
 -  ZIP At-risk-of-poverty rate after deducting housing costs by degree of urbanisation (ilc_li48)
 -  ZIP People living in households with very low work intensity by degree of urbanisation (population aged 0 to 59 years) (ilc_lvhl23)
 -  ZIP Distribution of population by degree of urbanisation, dwelling type and income group (source: SILC) (ilc_lvho01)
 -  ZIP Overcrowding rate by degree of urbanisation - Total population (source: SILC) (ilc_lvho05d)
 -  ZIP Housing cost overburden rate by degree of urbanisation (source: SILC) (ilc_lvho07d)
 -  ZIP Median of the housing cost burden distribution by degree of urbanisation (source: SILC) (ilc_lvho08b)
 -  ZIP Severe material deprivation rate by degree of urbanisation (ilc_mddd23)
 -  ZIP Severe housing deprivation rate by degree of urbanisation (source: SILC) (ilc_mdho06d)
-  Labour market (degurb_labour)
 -  ZIP Employment rates by sex, age and degree of urbanisation (%) (lfst_r_ergau)
 -  ZIP Unemployment rates by sex, age and degree of urbanisation (%) (lfst_r_urgau)
 -  ZIP Annual population by sex, age, degree of urbanisation and labour status (1 000) (lfsa_pgauws)
 -  ZIP Quarterly population by sex, age, degree of urbanisation and labour status (1 000) (lfsq_pgauws)
 -  ZIP Number of households by degree of urbanisation and NUTS 2 regions (1 000) (lfst_r_lfsd2hh)
-  Tourism (degurb_tour)
 -  ZIP Nights spent at tourist accommodation establishments by degree of urbanisation (from 2012 onwards) (tour_occ_ninatd)
 -  ZIP Number of establishments, bedrooms and bed-places by degree of urbanisation (from 2012 onwards) (tour_cap_natd)
-  Urban audit (urb)
 -  Cities and greater cities (urb_cgc)
 -  ZIP Population on 1 January by age groups and sex - cities and greater cities (urb_cpop1)
 -  ZIP Population structure - cities and greater cities (urb_cpopstr)
 -  ZIP Population by citizenship and country of birth - cities and greater cities (urb_cpopcb)
 -  ZIP Fertility and mortality - cities and greater cities (urb_cfermor)
 -  ZIP Living conditions - cities and greater cities (urb_clivcon)
 -  ZIP Education - cities and greater cities (urb_ceduc)
 -  ZIP Culture and tourism - cities and greater cities (urb_ctour)
 -  ZIP Labour market - cities and greater cities (urb_clma)
 -  ZIP Economy and finance - cities and greater cities (urb_cecfi)
 -  ZIP Transport - cities and greater cities (urb_ctrans)
 -  ZIP Environment - cities and greater cities (urb_cenv)
 -  Larger urban zone (urb_luz)
 -  ZIP Population on 1 January by age groups and sex - larger urban zone (urb_lpop1)
 -  ZIP Population structure - larger urban zone (urb_lpopstr)
 -  ZIP Population by citizenship and country of birth - larger urban zone (urb_lpopcb)



-  ZIP Fertility and mortality - larger urban zone (urb_lfermor)
-  ZIP Living conditions - larger urban zone (urb_llivcon)
-  ZIP Education - larger urban zone (urb_leduc)
-  ZIP Labour market - larger urban zone (urb_llma)
-  ZIP Transport - larger urban zone (urb_ltran)
-  ZIP Environment - larger urban zone (urb_lenv)
-  ZIP Perception survey results (urb_percep)
-  Other sub-national statistics (reg_nat)
 -  Water statistics by River Basin Districts (RBD) (rbd)
 -  ZIP Freshwater resources by RBD (env_watres_rb)
 -  ZIP Water abstraction by RBD (env_watabs_rb)
 -  ZIP Water use by RBD (env_watuse_rb)
 -  ZIP Population connected to public water supply by RBD (env_watpop_rb)
 -  ZIP Population connected to wastewater collection and treatment systems by RBD (env_wwcon_rb)
 -  ZIP Treatment capacity of wastewater treatment plants by RBD (env_wwcap_rb)
 -  ZIP Treatment plants by type of treatment and RBD (env_wwplt_rb)
 -  ZIP Wastewater generation and discharge by RBD (env_wwgen_rb)
 -  Orchard statistics by production region (reg_orch)
 -  ZIP Total by species (area in ha) (orch_total)
 -  ZIP Apple trees by age classes (area in ha) (orch_apples1)
 -  ZIP Apple trees by density classes (area in ha) (orch_apples2)
 -  ZIP Apple trees by age and density classes (area in ha) (orch_apples3)
 -  ZIP Peach trees by age classes (area in ha) (orch_pears1)
 -  ZIP Pear trees by density classes (area in ha) (orch_pears2)
 -  ZIP Pear trees by age and density classes (area in ha) (orch_pears3)
 -  ZIP Peach trees by age classes (area in ha) (orch_peach1)
 -  ZIP Peach trees by density classes (area in ha) (orch_peach2)
 -  ZIP Peach trees by age and density classes (area in ha) (orch_peach3)
 -  ZIP Apricot trees by age classes (area in ha) (orch_apricots1)
 -  ZIP Apricot trees by density classes (area in ha) (orch_apricots2)
 -  ZIP Apricot trees by age and density classes (area in ha) (orch_apricots3)
 -  ZIP Orange trees by age classes (area in ha) (orch_oranges1)
 -  ZIP Orange trees by density classes (area in ha) (orch_oranges2)
 -  ZIP Orange trees by age and density classes (area in ha) (orch_oranges3)
 -  ZIP Lemon and small citrus fruit trees by age classes (area in ha) (orch_lemons1)
 -  ZIP Lemon and small citrus fruit trees by density classes (area in ha) (orch_lemons2)
 -  ZIP Lemon and small citrus fruit trees by age and density classes (area in ha) (orch_lemons3)
 -  ZIP Olive trees by age classes (area in ha) (orch_olives1)
 -  ZIP Olive trees by density classes (area in ha) (orch_olives2)
 -  ZIP Olive trees by age and density classes (area in ha) (orch_olives3)
 -  ZIP Table grape vines by age classes (area in ha) (ES, FR, IT, RO) (orch_grapes1)
 -  ZIP Table grape vines by density classes (area in ha) (ES, FR, IT, RO) (orch_grapes2)
 -  ZIP Table grape vines by age and density classes (area in ha) (ES, FR, IT, RO) (orch_grapes3)
 -  Vineyard statistics by production region (reg_vit)
 -  Annual vineyard survey (vit_an)
 -  ZIP Area under wine-grape vine varieties by type of production, yield class and regions (vit_an5)
 -  ZIP Area under wine-grape vine varieties which have been grubbed, planted or replanted, by type of production, yield cl(...) (vit_an6)
 -  ZIP Grape must or wine production of the area under wine-grape vine varieties, by yield class and estimated average nat(...) (vit_an7)

 Basic vineyard survey (vit_bs)

-  Holdings, cultivated area under vines (CAV) and agricultural area in use broken down by type of production, size cl(...) (vit_bs1)
-  Holdings, cultivated area under vines (CAV) and utilised agricultural area (AA) by AV/AA ratio, size class and regions (vit_bs2)
-  Holdings and areas under wine-grape vine varieties, broken down by vine area size class and classes of % of area pr(...) (vit_bs3)
-  Area under wine-grape vine varieties broken down by vine variety and by age of the vines - Bulgaria (vit_bs4_bg)
-  Area under wine-grape vine varieties broken down by vine variety and by age of the vines - Czech Republic (vit_bs4_cz)
-  Area under wine-grape vine varieties broken down by vine variety and by age of the vines - Germany (vit_bs4_de)
-  Area under wine-grape vine varieties broken down by vine variety and by age of the vines - Greece (vit_bs4_el)
-  Area under wine-grape vine varieties broken down by vine variety, age of the vines and regions - Spain (vit_bs4_es)
-  Area under wine-grape vine varieties broken down by vine variety and by age of the vines - France (vit_bs4_fr)
-  Area under wine-grape vine varieties broken down by vine variety and by age of the vines - Italy (vit_bs4_it)
-  Area under wine-grape vine varieties broken down by vine variety and by age of the vines - Cyprus (vit_bs4_cy)
-  Area under wine-grape vine varieties broken down by vine variety and by age of the vines - Luxembourg (vit_bs4_lu)
-  Area under wine-grape vine varieties broken down by vine variety and by age of the vines - Austria (vit_bs4_at)
-  Area under wine-grape vine varieties broken down by vine variety and by age of the vines - Portugal (vit_bs4_pt)
-  Area under wine-grape vine varieties broken down by vine variety, age of the vines and NUTS 2 regions - Romania (vit_bs4_ro)
-  Area under wine-grape vine varieties broken down by vine variety and by age of the vines - Slovenia (vit_bs4_si)
-  Area under wine-grape vine varieties broken down by vine variety and by age of the vines - Slovakia (vit_bs4_sk)
-  Area under wine-grape vine varieties broken down by vine variety and by age of the vines - United Kingdom (vit_bs4_uk)
-  Area under wine-grape vine varieties broken down by type of production, yield class and regions (vit_bs5)


 Land cover and land use, landscape (LUCAS) (lan)





 Land cover (lan_lcv)



-  Land cover overview (lan_lcv_ovw)
-  Land covered by artificial (lan_lcv_art)

























 Non EU countries (noneu)

 Southern European Neighbourhood Policy countries (ENP-South) (med)

 Economy and finance (med_ec)


-  Gross Domestic Product (med_ec1)
-  Final consumption expenditure (med_ec2)
-  Gross capital formation (med_ec3)
-  International trade as a share of GDP (med_ec4)




-  ZIP Gross value added (med_ec5)
-  ZIP Balancing items (med_ec6)
-  ZIP Debts (med_ec7)
-  ZIP Prices (Annual series) (med_ec8)
-  ZIP Exchange rates (med_ec9)
-  ZIP Balance of payments (med_ecbp)
-  ZIP International trade by SITC - 1 000 EUR (med_ecet)
-  ZIP Additional indicators (med_ec0)
-  Population and social conditions (med_ps)
 -  ZIP General Indicators (med_ps111)
 -  ZIP Population on 1 January by sex and by age group (med_ps112)
 -  ZIP Average population (mid-year) (med_ps115)
 -  ZIP Demographic indicators (med_ps12)
 -  ZIP Literacy (med_ps21)
 -  ZIP General education (med_ps22)
 -  ZIP Higher education (med_ps23)
 -  ZIP Quality of education (med_ps24)
 -  ZIP Technical and Vocational Education Training (TVET) (med_ps25)
 -  ZIP Public expenditure on education (med_ps26)
 -  ZIP Poverty lines (med_ps311)
 -  ZIP At-risk-of poverty rate (med_ps312)
 -  ZIP Poverty ratio (med_ps313)
 -  ZIP Access to basic services and housing (med_ps32)
 -  ZIP Communication (med_ps33)
 -  ZIP Employment (med_ps411)
 -  ZIP Economic activity (med_ps412)
 -  ZIP Employment characteristics (med_ps413)
 -  ZIP Employment and economic activity branches (med_ps414)
 -  ZIP Unemployment rate (med_ps421)
 -  ZIP Unemployment rate by education level (med_ps422)
 -  ZIP Proportion of persons living in jobless households (med_ps423)
 -  ZIP Wages (med_ps43)
-  Tourism (med_to)
 -  ZIP Main flows (med_to11)
 -  ZIP Arrivals by type of accommodation (med_to12)
 -  ZIP Nights spent by type of accommodation (med_to13)
 -  ZIP Accommodation establishments (med_to21)
 -  ZIP Number of bed-places (med_to22)
-  Agriculture (med_ag)
 -  ZIP Structural information (med_ag1)
 -  ZIP Crop production (med_ag2)
 -  ZIP Meat (Total production) (med_ag31)
 -  ZIP Annual production and utilisation of milk on the farm (med_ag32)
 -  ZIP Livestock in number of heads (med_ag33)
 -  ZIP Poultry farming (med_ag34)
 -  ZIP Annual captures of fish - live weight in tonnes - by fishing areas (med_ag41)
 -  ZIP Annual aquaculture production - live weight in tonnes (med_ag42)
 -  ZIP Economic Accounts for Agriculture (EAA) (med_ag50)
 -  ZIP Price indices of agricultural input/output at nominal value (2000 = 100) (med_ag51)
-  Transport (med_tr)
















































-  ZIP Road infrastructure: length of road network in km (med_rd1)
-  ZIP Road equipment: Number of road vehicles by categories (1 000) (med_rd2)
-  ZIP Road equipment: Number of road vehicles by age (1 000) (med_rd3)
-  ZIP Road equipment: Load capacity of lorries (1 000 t) (med_rd4)
-  ZIP Road equipment: New registrations by categories (NBR) (med_rd5)
-  ZIP Road traffic: Road freight transport in volume (med_rd6)
-  ZIP Road accidents: Persons Killed (NBR) (med_rd7)
-  ZIP Rail infrastructure: length of network in km (med_ra1)
-  ZIP Rail equipment: Number of locomotives and passenger railways vehicles (med_ra2)
-  ZIP Rail equipment: Number and capacity of railways vehicles (med_ra3)
-  ZIP Rail equipment: Number and load capacity of goods transport wagons (med_ra4)
-  ZIP Rail passenger and freight traffic (med_ra5)
-  ZIP Air transport infrastructure: Airports (med_air1)
-  ZIP Air transport infrastructure: Length of paved runways (med_air2)
-  ZIP Air transport equipment: Number of aircrafts (med_air3)
-  ZIP Air transport traffic: Number of aircraft movements (med_air4)
-  ZIP Air transport traffic: Freight and passengers (med_air5)
-  ZIP Maritime transport infrastructure: Ports (med_ma1)
-  ZIP Maritime equipment - Number of ships of 1 000 grt and over (med_ma2)
-  ZIP Maritime equipment - Number of ships of 300 grt and over (med_ma3)
-  ZIP Maritime equipment - Carrying capacity of ships of 1 000 grt and over (Million Tonnes) (med_ma4)
-  ZIP Maritime equipment - Carrying capacity of ships of 300 grt and over (Million Tonnes) (med_ma5)
-  ZIP Maritime traffic: Ship movements (med_ma6)
-  ZIP Maritime traffic: Passengers and freight (med_ma7)


















































 Environment (med_en)














































-  ZIP GHG (Green House Gases) emissions (med_en1)
-  ZIP Air emissions per sector and per gas (med_en2)
-  ZIP Municipal waste (med_en21)
-  ZIP Generation of waste by sector (med_en22)
-  ZIP Composition of municipal waste (med_en23)
-  ZIP Treatment and disposal facilities (med_en24)
-  ZIP Management of waste (med_en25)
-  ZIP Local pollution (med_en3)
-  ZIP Renewable freshwater resources (med_en41)
-  ZIP Water use balance (med_en42)
-  ZIP Freshwater abstraction (med_en43)
-  ZIP Water supplied and used by economic sectors (med_en44)
-  ZIP Urban wastewater treatment (med_en46)
-  ZIP Population connected to Wastewater Treatment (med_en47)
-  ZIP Protected areas (med_en51)
-  ZIP Number of known species (med_en52)
-  ZIP Percentage of threatened species (med_en53)
-  ZIP Landuse (med_en61)
-  ZIP Forest and irrigated land (med_en62)
-  ZIP Erosion (med_en63)



















































 Energy (med_eg)












-  ZIP Primary energy production (med_eg10)
-  ZIP Secondary energy production (transformation) (med_eg20)
-  ZIP Energy consumption (med_eg30)














































-  **ZIP** Energy - historical data (2004-2007, former methodology and source) (med_eg_all)
-  Candidate countries and potential candidates (cpc)
 -  Key indicators on EU policy: Structural indicators (cpc_si)
 -  **ZIP** Candidate countries and potential candidates: SI - General Economic Background (cpc_sigeb)
 -  **ZIP** Candidate countries and potential candidates: SI - Employment (cpc_siemp)
 -  **ZIP** Candidate countries and potential candidates: SI - Innovation and Research (cpc_siinr)
 -  **ZIP** Candidate countries and potential candidates: SI - Economic Reform (cpc_siecr)
 -  **ZIP** Candidate countries and potential candidates: SI - Social Cohesion (cpc_sisoc)
 -  **ZIP** Candidate countries and potential candidates: SI - Environment (cpc_sienv)
 -  Economy and finance (cpc_ec)
 -  **ZIP** Candidate countries and potential candidates: main economic indicators (cpc_ecmain)
 -  **ZIP** Candidate countries and potential candidates: GDP and main aggregates (cpc_ecnagdp)
 -  **ZIP** Candidate countries and potential candidates: Annual national accounts -breakdown by branches (cpc_ecnabrck)
 -  **ZIP** Candidate countries and potential candidates: Annual national accounts -breakdown of final consumption expenditure (cpc_ecnaco)
 -  **ZIP** Candidate countries and potential candidates: Government statistics (cpc_ecgov)
 -  **ZIP** Candidate countries and potential candidates: exchange rates and interest rates (cpc_ecexint)
 -  **ZIP** Candidate countries and potential candidates: monetary and other financial statistics (cpc_ecmny)
 -  **ZIP** Candidate countries and potential candidates: prices (cpc_ecprice)
 -  **ZIP** Candidate countries and potential candidates: balance of payments (cpc_ecbop)
 -  Population and social conditions (cpc_ps)
 -  **ZIP** Candidate countries and potential candidates: population - demography (cpc_psdemo)
 -  **ZIP** Candidate countries and potential candidates: education (cpc_pseduc)
 -  **ZIP** Candidate countries and potential candidates: labour market (cpc_pslm)
 -  **ZIP** Candidate countries and potential candidates: living conditions (cpc_psilc)
 -  Industry, trade and services (cpc_in)
 -  **ZIP** Candidate countries and potential candidates: short-term business statistics (cpc_insts)
 -  **ZIP** Candidate countries and potential candidates: business demography (cpc_insbs)
 -  **ZIP** Candidate countries and potential candidates: information society statistics (cpc_inisoc)
 -  **ZIP** Candidate countries and potential candidates: tourism (cpc_intour)
 -  Agriculture, forestry and fisheries (cpc_ag)
 -  **ZIP** Candidate countries and potential candidates: agricultural (cpc_agmain)
 -  **ZIP** Candidate countries and potential candidates: forestry statistics (cpc_agfor)
 -  **ZIP** Candidate countries and potential candidates: fisheries (cpc_agfish)
 -  International trade (cpc_et)
 -  **ZIP** Candidate countries and potential candidates: international trade (cpc_etmain)
 -  **ZIP** Candidate countries and potential candidates: Trading partners - flows (cpc_etflow)
 -  **ZIP** Candidate countries and potential candidates: Trading partners - balance (cpc_etbal)
 -  **ZIP** Candidate countries and potential candidates: trade by commodity (cpc_etsitc)
 -  **ZIP** Candidate countries and potential candidates: terms of trade (cpc_ettot)
 -  Transport (cpc_tr)
 -  **ZIP** Candidate countries and potential candidates: transport (cpc_transp)
 -  Environment and energy (cpc_en)
 -  **ZIP** Candidate countries and potential candidates: climate change and waste (cpc_enclimwa)
 -  **ZIP** Candidate countries and potential candidates: energy (cpc_energy)
 -  Science and technology (cpc_sc)
 -  **ZIP** Candidate countries and potential candidates: science and technology (cpc_scienc)
-  Eastern European Neighbourhood Policy countries (ENP-East) (enpr)
 -  Key indicators on EU policy: Structural indicators (enpr_si)




-  ENP countries: SI - General Economic Background (enpr_sigeb)
-  ENP countries: SI - Employment (enpr_siemp)
-  ENP countries: SI - Innovation and Research (enpr_siinr)
-  ENP countries: SI - Economic Reform (enpr_siecr)
-  ENP countries: SI - Social Cohesion (enpr_sisoc)
-  ENP countries: SI - Environment (enpr_sienv)
-  Economy and finance (enpr_ec)
 -  ENP countries: main economic indicators (enpr_ecmain)
 -  ENP countries: GDP and main aggregates (enpr_ecnagdp)
 -  ENP countries: Annual national accounts -breakdown by branches (enpr_ecnabrkc)
 -  ENP countries: Annual national accounts -breakdown of final consumption expenditure (enpr_ecnacoic)
 -  ENP countries: Government statistics (enpr_ecgov)
 -  ENP countries: exchange rates and interest rates (enpr_ecexint)
 -  ENP countries: monetary and other financial statistics (enpr_ecmny)
 -  ENP countries: prices (enpr_ecprice)
 -  ENP countries: balance of payments (enpr_ecbop)
-  Population and social conditions (enpr_ps)
 -  ENP countries: population - demography (enpr_psdemo)
 -  ENP countries: education (enpr_pseduc)
 -  ENP countries: labour market (enpr_pslm)
 -  ENP countries: living conditions (enpr_psilc)
-  Industry, trade and services (enpr_in)
 -  ENP countries: short-term business statistics (enpr_insts)
 -  ENP countries: information society statistics (enpr_inisoc)
 -  ENP countries: tourism (enpr_intour)
-  Agriculture, forestry and fisheries (enpr_ag)
 -  ENP countries: agricultural (enpr_agmain)
 -  ENP countries: forestry statistics (enpr_agfor)
 -  ENP countries: fisheries (enpr_agfish)
-  International trade (enpr_et)
 -  ENP countries: international trade - main indicators (enpr_etmain)
 -  ENP countries: Trading partners - flows (enpr_etflow)
 -  ENP countries: Trading partners - balance (enpr_etbal)
 -  ENP countries: Trade by commodity (SITC) (enpr_etsitc)
 -  ENP countries: terms of trade (enpr_ettot)
-  Transport (enpr_tr)
 -  ENP countries: transport (enpr_transp)
-  Energy (enpr_en)
 -  ENP countries: energy (enpr_energy)
-  Science and technology (enpr_sc)
 -  ENP countries: science and technology (enpr_scienc)
-  Economy and finance (economy)
 -  National accounts (ESA 2010) (na10)
 -  Annual national accounts (nama_10)
 -  Main GDP aggregates (nama_10_ma)
 -  GDP and main components (output, expenditure and income) (nama_10_gdp)
 -  Final consumption aggregates by durability (nama_10_fcs)
 -  Exports and imports by Member States of the EU/third countries (nama_10_exi)
 -  Auxiliary indicators (population, GDP per capita and productivity) (nama_10_aux)

-  ZIP Main GDP aggregates per capita (nama_10_pc)
-  ZIP Population and employment (nama_10_pe)
-  ZIP Labour productivity and unit labour costs (nama_10_lp_ulc)
-  Basic breakdowns of main GDP aggregates and employment (by industry and by assets) (nama_10_bbr)
 -  ZIP Gross value added and income by A*10 industry breakdowns (nama_10_a10)
 -  ZIP Gross fixed capital formation by AN_F6 asset type (nama_10_an6)
 -  ZIP Employment by A*10 industry breakdowns (nama_10_a10_e)
-  Detailed breakdowns of main GDP aggregates (by industry and consumption purpose) (nama_10_dbr)
 -  ZIP National Accounts aggregates by industry (up to NACE A*64) (nama_10_a64)
 -  ZIP Gross capital formation by industry (up to NACE A*64) (nama_10_a64_p5)
 -  ZIP National Accounts employment data by industry (up to NACE A*64) (nama_10_a64_e)
 -  ZIP Final consumption expenditure of households by consumption purpose (COICOP 3 digit) (nama_10_co3_p3)
-  Quarterly national accounts (namq_10)
 -  Main GDP aggregates (namq_10_ma)
 -  ZIP GDP and main components (output, expenditure and income) (namq_10_gdp)
 -  ZIP Final consumption aggregates (namq_10_fcs)
 -  ZIP Exports and imports by Member States of the EU/third countries (namq_10_exi)
 -  Auxiliary indicators (population, GDP per capita and productivity) (namq_10_aux)
 -  ZIP Population and employment (namq_10_pe)
 -  ZIP Main GDP aggregates per capita (namq_10_pc)
 -  ZIP Labour productivity and unit labour costs (namq_10_lp_ulc)
 -  Basic breakdowns of main GDP aggregates and employment (by industry and assets) (namq_10_bbr)
 -  ZIP Gross value added and income A*10 industry breakdowns (namq_10_a10)
 -  ZIP Gross fixed capital formation with AN_F6 asset breakdowns (namq_10_an6)
 -  ZIP Employment A*10 industry breakdowns (namq_10_a10_e)
-  Supply, use and Input-output tables (naio_10)
 -  Supply, use and input-output tables - ESA 2010 – current prices (naio_10_cp)
 -  ZIP Supply table at basic prices incl. transformation into purchasers' prices (naio_10_cp15)
 -  ZIP Use table at purchasers' prices (naio_10_cp16)
 -  ZIP Use table at basic prices (naio_10_cp1610)
 -  ZIP Table of trade and transport margins (naio_10_cp1620)
 -  ZIP Table of taxes less subsidies on product (naio_10_cp1630)
 -  ZIP Symmetric input-output table at basic prices (product by product) (naio_10_cp1700)
 -  ZIP Symmetric input-output table at basic prices (industry by industry) (naio_10_cp1750)
 -  Supply, use and input-output tables - European system of accounts ESA 2010 – previous year's prices (naio_10_pyp)
 -  ZIP Supply table at basic prices incl. transformation into purchasers' prices (previous years prices) (naio_10_pyp15)
 -  ZIP Use table at purchasers' prices (previous years prices) (naio_10_pyp16)
 -  ZIP Use table at basic prices (previous years prices) (naio_10_pyp1610)
 -  ZIP Table of trade and transport margins (previous years prices) (naio_10_pyp1620)
 -  ZIP Table of taxes less subsidies on products (previous years prices) (naio_10_pyp1630)
 -  ZIP Symmetric input-output table at basic prices (industry by industry) (previous years prices) (naio_10_pyp1750)
-  Annual sector accounts (ESA 2010) (nasa_10)
 -  ZIP Key indicators (nasa_10_ki)
 -  ZIP Non-financial transactions (nasa_10_nf_tr)
 -  Financial flows and stocks (nasa_10_f)

-  ZIP Financial balance sheets (nasa_10_f_bs)
 -  ZIP Financial transactions (nasa_10_f_tr)
 -  ZIP Revaluation account (nasa_10_f_gl)
 -  ZIP Other changes in volume (nasa_10_f_oc)
-  Quarterly sector accounts (ESA 2010) (nasq_10)
 -  ZIP Key indicators (nasq_10_ki)
 -  ZIP Non-financial transactions (nasq_10_nf_tr)
 -  Financial flows and stocks (nasq_10_f)
 -  ZIP Financial balance sheets (nasq_10_f_bs)
 -  ZIP Financial transactions (nasq_10_f_tr)
 -  ZIP Revaluation account (nasq_10_f_gl)
 -  ZIP Other changes in volume (nasq_10_f_oc)
-  National accounts (including GDP) (ESA95) (na)
 -  Annual national accounts (nama)
 -  GDP and main components (nama_gdp)
 -  ZIP GDP and main components - Current prices (nama_gdp_c)
 -  ZIP GDP and main components - volumes (nama_gdp_k)
 -  ZIP GDP and main components - Price indices (nama_gdp_p)
 -  Exports and imports by Member States of the EU/third countries (nama_exi)
 -  ZIP Exports and imports by Member States of the EU/third countries - Current prices (nama_exi_c)
 -  ZIP Exports and imports by the EU countries and by third countries - volumes (nama_exi_k)
 -  ZIP Exports and imports by Member States of the EU/third countries - Price indices (nama_exi_p)
 -  Final consumption aggregates (nama_fcs)
 -  ZIP Final consumption aggregates - Current prices (nama_fcs_c)
 -  ZIP Final consumption aggregates - volumes (nama_fcs_k)
 -  ZIP Final consumption aggregates - Price indices (nama_fcs_p)
 -  Income, saving and net lending/ borrowing (nama_inc)
 -  ZIP Income, saving and net lending/ borrowing - Current prices (nama_inc_c)
 -  National Accounts detailed breakdowns (by industry, by product, by consumption purpose) (nama_brk)
 -  National accounts aggregates and employment by branch (NACE Rev. 2) (nama_nace2)
 -  ZIP National Accounts by 10 branches - aggregates at current prices (nama_nace10_c)
 -  ZIP National Accounts by 10 branches - employment data (nama_nace10_e)
 -  ZIP National Accounts by 10 branches - volumes (nama_nace10_k)
 -  ZIP National Accounts by 10 branches - price indices (nama_nace10_p)
 -  ZIP National Accounts by 21 branches - aggregates at current prices (nama_nace21_c)
 -  ZIP National Accounts by 21 branches - employment data (nama_nace21_e)
 -  ZIP National Accounts by 21 branches - volumes (nama_nace21_k)
 -  ZIP National Accounts by 38 branches - aggregates at current prices (nama_nace38_c)
 -  ZIP National Accounts by 38 branches - employment data (nama_nace38_e)
 -  ZIP National Accounts by 38 branches - volumes (nama_nace38_k)
 -  ZIP National Accounts by 64 branches - aggregates at current prices (nama_nace64_c)
 -  ZIP National Accounts by 64 branches - employment data (nama_nace64_e)
 -  ZIP National Accounts by 64 branches - volumes (nama_nace64_k)
 -  National accounts aggregates and employment by branch (NACE Rev. 1.1) (nama_nace)
 -  ZIP National Accounts by 6 branches - aggregates at current prices (nama_nace06_c)
 -  ZIP National Accounts by 6 branches - volumes (nama_nace06_k)
 -  ZIP National Accounts by 6 branches - price indices (nama_nace06_p)
 -  ZIP National Accounts by 6 branches - employment data (nama_nace06_e)
 -  ZIP National Accounts by 31 branches - aggregates at current prices (nama_nace31_c)
 -  ZIP National Accounts by 31 branches - volumes (nama_nace31_k)

-  National Accounts by 31 branches - price indices (nama_nace31_p)
-  National Accounts by 31 branches - employment data (nama_nace31_e)
-  National Accounts by 60 branches - aggregates at current prices (nama_nace60_c)
-  National Accounts by 60 branches - volumes (nama_nace60_k)
-  National Accounts by 60 branches - price indices (nama_nace60_p)
-  National Accounts by 60 branches - employment data (nama_nace60_e)
-  Gross capital formation by asset type (NACE Rev. 2) (nama_pi2)
 -  Gross capital formation by 10 branches - at current prices (nama_pi10_c)
 -  Gross capital formation by 10 branches - volumes (nama_pi10_k)
 -  Gross capital formation by 21 branches - at current prices (nama_pi21_c)
 -  Gross capital formation by 21 branches - volumes (nama_pi21_k)
 -  Gross capital formation by 38 branches - at current prices (nama_pi38_c)
 -  Gross capital formation by 38 branches - volumes (nama_pi38_k)
 -  Gross capital formation by 64 branches - at current prices (nama_pi64_c)
 -  Gross capital formation by 64 branches - volumes (nama_pi64_k)
 -  Cross-classification of gross fixed capital formation by industry and by non-financial fixed asset - current prices (nama_pi22_21_c)
 -  Cross-classification of gross fixed capital formation by industry and by non-financial fixed asset - volumes (nama_pi22_21_k)
 -  Cross-classification of gross fixed capital formation by industry and by non-financial fixed asset - price indices (nama_pi22_21_p)
-  Gross fixed capital formation by asset type (nama_pi)
 -  Gross fixed capital formation by 6 asset types - current prices (nama_pi6_c)
 -  Gross fixed capital formation by 6 asset types - volumes (nama_pi6_k)
 -  Gross fixed capital formation by 6 asset types - price indices (nama_pi6_p)
-  Cross-classification of fixed assets by industry and by non-financial fixed asset and balance sheets for non-financ(...) (nama_t)
 -  Cross-classification of fixed assets by industry and by non-financial fixed asset - current prices (nama_t20_21_c)
 -  Cross-classification of fixed assets by industry and by non-financial fixed asset - volumes (nama_t20_21_k)
 -  Balance sheets for non-financial assets - current prices (nama_t26_c)
-  Final consumption expenditure of households by consumption purpose (COICOP) (nama_co)
 -  Final consumption expenditure of households by consumption purpose - COICOP 3 digit - aggregates at current prices (nama_co3_c)
 -  Final consumption expenditure of households by consumption purpose - COICOP 3 digit - volumes (nama_co3_k)
 -  Final consumption expenditure of households by consumption purpose - COICOP 3 digit - price indices (nama_co3_p)
-  Auxiliary indicators to National Accounts - annual data (nama_aux)
 -  Population and employment - annual data (nama_aux_pem)
 -  Purchasing power parities - annual data (nama_aux_cra)
 -  Contribution (in percentage points) to GDP change - annual data (nama_aux_cntg)
 -  Labour productivity - annual data (nama_aux_lp)
 -  Unit labour cost - annual data (nama_aux_ulc)
 -  GDP per capita - annual Data (nama_aux_gph)
-  Regional economic accounts - ESA95 (nama_reg)
 -  Gross domestic product indicators - ESA95 (nama_r_gdp)
 -  Gross domestic product (GDP) at current market prices by NUTS 2 regions (nama_r_e2gdp)
 -  Gross domestic product (GDP) at current market prices by NUTS 3 regions (nama_r_e3gdp)





































-  ZIP Real growth rate of regional gross value added (GVA) at basic prices by NUTS 2 regions - percentage change on previ(...) (nama_r_e2grgdp)
 -  ZIP Dispersion of regional GDP by NUTS 3 regions (%) (nama_r_e0digdp)
 -  ZIP Average annual population to calculate regional GDP data (in 1000 persons), by NUTS 3 regions (nama_r_e3popgdp)
-  Branch accounts - ESA95 (NACE Rev. 2) (nama_r_brch_r2)
 -  ZIP Gross value added at basic prices by NUTS 3 regions (NACE Rev. 2) (nama_r_e3vab95r2)
 -  ZIP Gross fixed capital formation by NUTS 2 regions (NACE Rev. 2) (nama_r_e2gfcfr2)
 -  ZIP Compensation of employees by NUTS 2 regions (NACE Rev. 2) (nama_r_e2remr2)
 -  ZIP Employment (in 1000 hours worked) by NUTS 2 regions (NACE Rev. 2) (nama_r_e2em95hr2)
 -  ZIP Employment (in 1000 persons) by NUTS 3 regions (NACE Rev. 2) (nama_r_e3em95r2)
 -  Branch accounts - ESA95 (nama_r_brch)
 -  ZIP Gross fixed capital formation by NUTS 2 regions (nama_r_e2gfcf)
 -  ZIP Compensation of employees by NUTS 2 regions (nama_r_e2rem)
 -  ZIP Employment (in 1000 hours worked) by NUTS 2 regions (nama_r_e2emp95hw)
 -  ZIP Gross value added at basic prices by NUTS 3 regions (nama_r_e3vabp95)
 -  ZIP Employment (in 1000 persons) by NUTS 3 regions (nama_r_e3empl95)
 -  Household accounts - ESA95 (nama_r_hh)
 -  ZIP Allocation of primary income account of households by NUTS 2 regions (nama_r_ehh2p)
 -  ZIP Secondary distribution of income account of households by NUTS 2 regions (nama_r_ehh2s)
 -  ZIP Income of households by NUTS 2 regions (nama_r_ehh2inc)
-  Quarterly national accounts (namq)
 -  GDP and main components (namq_gdp)
 -  ZIP GDP and main components - Current prices (namq_gdp_c)
 -  ZIP GDP and main components - volumes (namq_gdp_k)
 -  ZIP GDP and main components - Price indices (namq_gdp_p)
 -  Final consumption aggregates (namq_fcs)
 -  ZIP Final consumption aggregates - Current prices (namq_fcs_c)
 -  ZIP Final consumption aggregates - volumes (namq_fcs_k)
 -  ZIP Final consumption aggregates - Price indices (namq_fcs_p)
 -  Exports and imports by Member States of the EU/third countries (namq_exi)
 -  ZIP Exports and imports by Member States of the EU/third countries - Current prices (namq_exi_c)
 -  ZIP Exports and imports by Member States of the EU/third countries - volumes (namq_exi_k)
 -  ZIP Exports and imports by Member States of the EU/third countries - Price indices (namq_exi_p)
 -  Income, saving and net lending/ borrowing (namq_inc)
 -  ZIP Income, saving and net lending/ borrowing - Current prices (namq_inc_c)
 -  Quarterly National Accounts detailed breakdowns (by industry, by product) (namq_brk)
 -  Quarterly National Accounts aggregates and employment by branch (NACE Rev. 2) (namq_nace2)
 -  ZIP Quarterly National Accounts by 10 branches - aggregates at current prices (namq_nace10_c)
 -  ZIP Quarterly National Accounts by 10 branches - employment data (namq_nace10_e)
 -  ZIP Quarterly National Accounts by 10 branches - volumes (namq_nace10_k)
 -  ZIP Quarterly National Accounts by 10 branches - price indices (namq_nace10_p)
 -  Quarterly National Accounts aggregates and employment by branch (NACE Rev. 1.1) (namq_nace)
 -  ZIP Quarterly National Accounts by 6 branches - aggregates at current prices (namq_nace06_c)
 -  ZIP Quarterly National Accounts by 6 branches - volumes (namq_nace06_k)
 -  ZIP Quarterly National Accounts by 6 branches - price indices (namq_nace06_p)
 -  ZIP Quarterly National Accounts by 6 branches - employment data (namq_nace06_e)
 -  Gross fixed capital formation by asset type (namq_pi)
 -  ZIP Gross fixed capital formation by 6 asset types - aggregates at current prices (namq_pi6_c)
 -  ZIP Gross fixed capital formation by 6 asset types - volumes (namq_pi6_k)









































-  ZIP Gross fixed capital formation by 6 asset types - price indices (namq_pi6_p)
-  Auxiliary indicators to National Accounts - quarterly Data (namq_aux)
 -  ZIP Population and employment - quarterly data (namq_aux_pem)
 -  ZIP Contribution (in percentage points) to GDP change - quarterly data (namq_aux_cntg)
 -  ZIP Labour productivity - quarterly data (namq_aux_lp)
 -  ZIP Unit labour cost - quarterly data (namq_aux_ulc)
 -  ZIP GDP per capita - quarterly Data (namq_aux_gph)
-  Annual sector accounts (nasa)
 -  ZIP Key indicators (nasa_ki)
 -  Non-financial flows and stocks (nasa_nf)
 -  ZIP Non-financial transactions (nasa_nf_tr)
 -  Financial flows and stocks (nasa_f)
 -  ZIP Financial balance sheets (nasa_f_bs)
 -  ZIP Financial transactions (nasa_f_tr)
 -  ZIP Other changes in financial assets (nasa_f_of)
 -  ZIP Nominal holding gains/losses (nasa_f_gl)
 -  ZIP Other changes in volume (nasa_f_oc)
 -  Quarterly sector accounts (nasq)
 -  ZIP Key indicators (nasq_ki)
 -  Non-financial flows (nasq_nf)
 -  ZIP Non-financial transactions (nasq_nf_tr)
 -  Financial flows and stocks (nasq_f)
 -  ZIP Financial balance sheets (nasq_f_bs)
 -  ZIP Financial transactions (nasq_f_tr)
 -  ZIP Other changes in financial assets (nasq_f_oc)
 -  Supply, use and Input-output tables (naio)
 -  Supply, use and Input-output tables - EU aggregates (naio_agg)
 -  Tables at current prices - 60 branches (NACE Rev. 2) (naio_agg_60_r2)
 -  ZIP Supply table at current prices, 60 branches - EU aggregates (NACE Rev. 2) (naio_15_agg_60_r2)
 -  ZIP Use table at current prices, 60 branches - EU aggregates (NACE Rev. 2) (naio_16_agg_60_r2)
 -  ZIP Use table for imports at current prices, 60 branches - EU aggregates (NACE Rev. 2) (naio_16_agg_60i_r2)
 -  ZIP Input-output table at current prices, 60 branches - EU aggregates (NACE Rev. 2) (naio_17_agg_60_r2)
 -  ZIP Input-output table for domestic output at current prices, 60 branches - EU aggregates (NACE Rev. 2) (naio_18_agg_60_r2)
 -  ZIP Input-output table for imports at current prices, 60 branches - EU aggregates (NACE Rev. 2) (naio_19_agg_60_r2)
 -  Tables at current prices - 10 branches (NACE Rev. 2) (naio_agg_10_r2)
 -  ZIP Supply table at current prices, 10 branches - EU aggregates (NACE Rev. 2) (naio_15_agg_10_r2)
 -  ZIP Use table at current prices, 10 branches - EU aggregates (NACE Rev. 2) (naio_16_agg_10_r2)
 -  ZIP Use table for imports at current prices, 10 branches - EU aggregates (NACE Rev. 2) (naio_16_agg_10i_r2)
 -  ZIP Input-output table at current prices, 10 branches - EU aggregates (NACE Rev. 2) (naio_17_agg_10_r2)
 -  ZIP Input-output table for domestic output at current prices, 10 branches - EU aggregates (NACE Rev. 2) (naio_18_agg_10_r2)
 -  ZIP Input-output table for imports at current prices, 10 branches - EU aggregates (NACE Rev. 2) (naio_19_agg_10_r2)

- ZIP Supply table at current prices, 60 branches - EU aggregates (naio_15_agg_60)
 - ZIP Use table at current prices, 60 branches - EU aggregates (naio_16_agg_60)
 - ZIP Use table for imports at current prices, 60 branches - EU aggregates (naio_16_agg_60i)
 - ZIP Input-output table at current prices, 60 branches - EU aggregates (naio_17_agg_60)
 - ZIP Input-output table for domestic output at current prices, 60 branches - EU aggregates (naio_18_agg_60)
 - ZIP Input-output table for imports at current prices, 60 branches - EU aggregates (naio_19_agg_60)
 - ZIP Supply table at current prices, 6 branches - EU aggregates (naio_15_agg_6)
 - ZIP Use table at current prices, 6 branches - EU aggregates (naio_16_agg_6)
 - ZIP Use table for imports at current prices, 6 branches - EU aggregates (naio_16_agg_6i)
 - ZIP Input-output table at current prices, 6 branches - EU aggregates (naio_17_agg_6)
 - ZIP Input-output table for domestic output at current prices, 6 branches - EU aggregates (naio_18_agg_6)
 - ZIP Input-output table for imports at current prices, 6 branches - EU aggregates (naio_19_agg_6)
 - Input and output coefficients – European aggregates (NACE Rev 2) (naio_agg_coef)
 - ZIP Input coefficients for domestic production (naio_agg_adom)
 - ZIP Input coefficients for imports (naio_agg_aimp)
 - ZIP Output multipliers for domestic production (naio_agg_ldom)
- Supply, use and Input-output tables (product*product) - national data (naio_ckp)
 - ZIP Supply table - current prices (NACE Rev. 2) (naio_cp15_r2)
 - ZIP Use table - current prices (NACE Rev. 2) (naio_cp16_r2)
 - ZIP Input-output table - current prices (NACE Rev. 2) (naio_cp17_r2)
 - ZIP Input-output table for domestic output - current prices (NACE Rev. 2) (naio_cp18_r2)
 - ZIP Input-output table for imports - current prices (NACE Rev. 2) (naio_cp19_r2)
 - ZIP Input-output table (industry*industry) - current prices (NACE Rev. 2) (naio_cp17i_r2)
 - ZIP Input-output table for domestic output (industry*industry) - current prices (NACE Rev. 2) (naio_cp18i_r2)
 - ZIP Input-output table for imports (industry*industry) - current prices (NACE Rev. 2) (naio_cp19i_r2)
 - ZIP Supply table - constant prices (NACE Rev. 2) (naio_kp15_r2)
 - ZIP Use table - constant prices (NACE Rev. 2) (naio_kp16_r2)
 - ZIP Input-output table - constant prices (NACE Rev. 2) (naio_kp17_r2)
 - ZIP Input-output table for domestic output - constant prices (NACE Rev. 2) (naio_kp18_r2)
 - ZIP Input-output table for imports - constant prices (NACE Rev. 2) (naio_kp19_r2)
 - ZIP Input-output table (industry*industry) - constant prices (NACE Rev. 2) (naio_kp17i_r2)
 - ZIP Input-output table for domestic output (industry*industry) - constant prices (NACE Rev. 2) (naio_kp18i_r2)
 - ZIP Input-output table for imports (industry*industry) - constant prices (NACE Rev. 2) (naio_kp19i_r2)
- Government statistics (gov)
 - Government finance statistics (EDP and ESA2010) (gov_gfs10)
 - Annual government finance statistics (gov_10a)
 - ZIP Government revenue, expenditure and main aggregates (gov_10a_main)
 - Government deficit and debt (gov_10dd)
 - ZIP Government deficit/surplus, debt and associated data (gov_10dd_edpt1)
 - ZIP Transition from the working balance to the deficit/surplus (gov_10dd_edpt2)
 - ZIP Transition from the deficit/surplus to the change in debt (gov_10dd_edpt3)

- Quarterly government finance statistics (gov_10q)
 - ZIP Quarterly non-financial accounts for general government (gov_10q_ggnfa)
 - ZIP Quarterly financial accounts for general government (gov_10q_ggfa)
 - ZIP Quarterly government debt (gov_10q_ggdebt)
- Government statistics – historical ESA95 data (gov_h)
 - Annual government finance statistics (gov_a)
 - ZIP Government revenue, expenditure and main aggregates (gov_a_main)
 - ZIP General government expenditure by function (COFOG) (gov_a_exp)
 - ZIP Main national accounts tax aggregates (gov_a_tax_ag)
 - Derived tax indicators (gov_a_tax)
 - ZIP Implicit tax rates by economic function (gov_a_tax_itr)
 - ZIP Structure of taxes by economic function (gov_a_tax_str)
 - Structure of government debt (gov_dd_sgd)
 - ZIP Central government debt (gov_dd_cgd)
 - ZIP General government debt (gov_dd_ggd)
 - ZIP State government debt (gov_dd_slgd)
 - ZIP Local government debt (gov_dd_logd)
 - ZIP Social security funds debt (gov_dd_ssfed)
 - ZIP Debt by currency of issue (gov_dd_dcur)
 - ZIP State guarantee (gov_dd_guar)
 - Quarterly government finance statistics (gov_q)
 - ZIP Quarterly non-financial accounts for general government (gov_q_ggnfa)
 - ZIP Quarterly financial accounts for general government (gov_q_ggfa)
 - ZIP Quarterly government debt (gov_q_ggdebt)
- Government contingent liabilities and potential obligations (gov_cl)
 - ZIP Government guarantees (gov_cl_guar)
 - ZIP Liabilities related to private-public partnerships (PPPs) recorded off-balance sheet of government (gov_cl_ppp)
 - ZIP Liabilities of government controlled entities classified outside general government (of which by controlling subsector) (gov_cl_liab)
 - ZIP Non-performing loans of government (gov_cl_npl)
- Exchange rates (ert)
 - Bilateral exchange rates (ert_bil)
 - Euro/ECU exchange rates (ert_bil_eur)
 - ZIP Euro/ECU exchange rates - annual data (ert_bil_eur_a)
 - ZIP Euro/ECU exchange rates - quarterly data (ert_bil_eur_q)
 - ZIP Euro/ECU exchange rates - monthly data (ert_bil_eur_m)
 - ZIP Euro/ECU exchange rates - daily data (ert_bil_eur_d)
 - Conversion factors for euro fixed series into euro/ECU (ert_bil_conv)
 - ZIP Conversion factors for euro fixed series into euro/ECU - annual data (ert_bil_conv_a)
 - ZIP Conversion factors for euro fixed series into euro/ECU - quarterly data (ert_bil_conv_q)
 - ZIP Conversion factors for euro fixed series into euro/ECU - monthly data (ert_bil_conv_m)
 - Effective exchange rate indices (ert_eff)
 - Industrial countries' effective exchange rates including new Member States (ert_eff_ic)
 - ZIP Industrial countries' effective exchange rates including new Member States - annual data (ert_eff_ic_a)
 - ZIP Industrial countries' effective exchange rates including new Member States - quarterly data (ert_eff_ic_q)
 - ZIP Industrial countries' effective exchange rates including new Member States - monthly data (ert_eff_ic_m)

- Exchange rates: historical data (ert_h)
 - Former euro area national currencies vs. euro/ECU (ert_h_eur)
 - ZIP Former euro area national currencies vs. euro/ECU - annual data (ert_h_eur_a)
 - ZIP Former euro area national currencies vs. euro/ECU - quarterly data (ert_h_eur_q)
 - ZIP Former euro area national currencies vs. euro/ECU - monthly data (ert_h_eur_m)
 - ZIP Former euro area national currencies vs. euro/ECU - daily data (ert_h_eur_d)
 - Industrial countries' effective exchange rates excluding new Member States (ert_eff_ex)
 - ZIP Industrial countries' effective exchange rates excluding new Member States - annual data (ert_eff_ex_a)
 - ZIP Industrial countries' effective exchange rates excluding new Member States - quarterly data (ert_eff_ex_q)
 - ZIP Industrial countries' effective exchange rates excluding new Member States - monthly data (ert_eff_ex_m)
- Interest rates (irt)
 - Euro yield curves (irt_euryld)
 - ZIP Euro yield curves - annual data (irt_euryld_a)
 - ZIP Euro yield curves - quarterly data (irt_euryld_q)
 - ZIP Euro yield curves - monthly data (irt_euryld_m)
 - ZIP Euro yield curves - daily data (irt_euryld_d)
 - Long-term interest rates (irt_lt)
 - Maastricht criterion interest rates (irt_lt_mcby)
 - ZIP EMU convergence criterion series - annual data (irt_lt_mcby_a)
 - ZIP EMU convergence criterion series - quarterly data (irt_lt_mcby_q)
 - ZIP EMU convergence criterion series - monthly data (irt_lt_mcby_m)
 - ZIP EMU convergence criterion series - daily data (irt_lt_mcby_d)
 - Government bond yields - 10 years' maturity (irt_lt_gby10)
 - ZIP Government bond yields, 10 years' maturity - annual data (irt_lt_gby10_a)
 - ZIP Government bond yields, 10 years' maturity - quarterly data (irt_lt_gby10_q)
 - ZIP Government bond yields, 10 years' maturity - monthly data (irt_lt_gby10_m)
 - Short-term interest rates (irt_st)
 - ZIP Money market interest rates - annual data (irt_st_a)
 - ZIP Money market interest rates - quarterly data (irt_st_q)
 - ZIP Money market interest rates - monthly data (irt_st_m)
 - Interest rates: historical data (irt_h)
 - ECU interest rates and yields (irt_h_ecu11)
 - ZIP ECU interest rates and yields - annual data (irt_h_ecu11_a)
 - ZIP ECU interest rates and yields - quarterly data (irt_h_ecu11_q)
 - ZIP ECU interest rates and yields - monthly data (irt_h_ecu11_m)
 - ZIP ECU interest rates and yields - daily data (irt_h_ecu11_d)
 - Euro yield curves (irt_h_euryld)
 - ZIP Euro yield curves - annual data (irt_h_euryld_a)
 - ZIP Euro yield curves - quarterly data (irt_h_euryld_q)
 - ZIP Euro yield curves - monthly data (irt_h_euryld_m)
 - ZIP Euro yield curves - daily data (irt_h_euryld_d)
 - ZIP Euro yields - Coefficients - daily data (irt_h_eurcoe_d)
 - Central government bond yields (irt_h_cgby)
 - ZIP Central government bond yields - annual data (irt_h_cgby_a)
 - ZIP Central government bond yields - quarterly data (irt_h_cgby_q)
 - ZIP Central government bond yields - monthly data (irt_h_cgby_m)
 - Day-to-day rates for euro area countries (irt_h_ddmr)

-  Day-to-day rates for euro area countries - annual data (irt_h_ddmr_a)
 -  Day-to-day rates for euro area countries - quarterly data (irt_h_ddmr_q)
 -  Day-to-day rates for euro area countries - monthly data (irt_h_ddmr_m)
-  3-month rates for euro area countries (irt_h_mr3)
 -  3-month rates for euro area countries - annual data (irt_h_mr3_a)
 -  3-month rates for euro area countries - quarterly data (irt_h_mr3_q)
 -  3-month rates for euro area countries - monthly data (irt_h_mr3_m)
-  Prices (prc)
 -  Harmonised indices of consumer prices (HICP) (prc_hicp)
 -  HICP at constant tax rates (prc_hicp_ct)
 -  HICP at constant taxes - monthly data (index) (prc_hicp_cind)
 -  HICP at constant taxes - monthly data (annual rate of change) (prc_hicp_cann)
 -  HICP at constant taxes - monthly data (monthly rate of change) (prc_hicp_cmon)
 -  HICP (2005 = 100) - monthly data (index) (prc_hicp_midx)
 -  HICP (2005 = 100) - monthly data (annual rate of change) (prc_hicp_manr)
 -  HICP (2005 = 100) - monthly data (monthly rate of change) (prc_hicp_mmor)
 -  HICP (2005 = 100) - monthly data (12-month average rate of change) (prc_hicp_mv12r)
 -  HICP (2005 = 100) - annual data (average index and rate of change) (prc_hicp_aind)
 -  HICP - Country weights (prc_hicp_cow)
 -  HICP - Item weights (prc_hicp_inw)
 -  HICP (1996 = 100) - monthly data (index) (prc_hicp_midx96)
 -  Housing price statistics (prc_hps)
 -  House price index (2010 = 100) (prc_hpi_a)
 -  House price index (2010 = 100) - quarterly data (prc_hpi_q)
 -  House price index - Item weights (prc_hpi_inw)
 -  Consumer price indices (prc_ipc)
 -  National consumer price indices - annual data (prc_ipc_a)
 -  G20 CPI all-items - Group of Twenty - Consumer price index (prc_ipc_g20)
 -  Correction coefficients (prc_colc)
 -  Correction coefficients in the European Union (Countries), from 2004 onwards - Belgium = 100 (Data refer to 1st July) (prc_colc_nat)
 -  Correction coefficients in the European Union (Duty stations), total and total without rents - Brussels = 100 (Data(...)) (prc_colc_tot)
 -  Correction coefficients outside the European Union (Duty stations) - Brussels - 100 (data refer to 1st July) (prc_colc_ext)
 -  Purchasing power parities (prc_ppp)
 -  Purchasing power parities (PPPs), price level indices and real expenditures for ESA2010 aggregates (prc_ppp_ind)
 -  Price convergence indicator (coefficient of variation of comparative price level index for final household consumpt(...)) (prc_ppp_conv)
 -  Detailed average prices (prc_dap)
 -  Detailed average prices - 2013 (prc_dap13)
 -  Detailed average prices - 2012 (prc_dap12)
 -  Food price monitoring tool (prc_fsc_idx)
-  Balance of payments - International transactions (bop)
 -  Workers' remittances and compensation of employees (bop_remit)
 -  Balance of payments statistics and International investment positions (bop_q)
 -  Euro area balance of payments (source ECB) (bop_q_euro)
 -  European Union balance of payments (bop_q_eu)
 -  Balance of payments by country (bop_q_c)

-  ZIP International investment position - annual data (bop_ext_intpos)
-  ZIP International investment position - quarterly data (bop_q_intpos)
-  ZIP Main Balance of Payments and International Investment Position items as share of GDP (bop_q_gdp)
-  ZIP Export market shares (bop_q_exmash)
-  International trade in services, geographical breakdown (bop_its)
 -  ZIP International trade in services (since 2004) (bop_its_det)
 -  ZIP International trade in services (1985-2003) (bop_its_deth)
 -  ZIP International trade in services - market integration indicators (bop_its_str)
 -  ZIP Total services, detailed geographical breakdown by EU Member States (since 2002) (bop_its_tot)
 -  ZIP International trade in services - Data for the Eurostat yearbook (bop_its_ybk)
-  European Union direct investments (bop_fdi)
 -  ZIP EU direct investments - main indicators (bop_fdi_main)
 -  ZIP EU direct investments - market integration indicator (bop_fdi_str)
 -  ZIP EU direct investment positions, breakdown by country and economic activity (NACE Rev. 2) (bop_fdi_pos_r2)
 -  ZIP EU direct investment flows, breakdown by partner country and economic activity (NACE Rev. 2) (bop_fdi_flow_r2)
 -  ZIP EU direct investment income, breakdown by partner country and economic activity (NACE Rev. 2) (bop_fdi_inc_r2)
 -  ZIP EU direct investment positions, breakdown by country and economic activity (NACE Rev. 1.1, up to 2009) (bop_fdi_pos)
 -  ZIP EU direct investment flows, breakdown by partner country and economic activity (NACE Rev. 1.1, up to 2009) (bop_fdi_flows)
 -  ZIP EU direct investment income, breakdown by partner country and economic activity (NACE Rev. 1.1, up to 2009) (bop_fdi_inc)
-  Balance of payments of the EU institutions (bop_euins)
 -  ZIP Balance of payments of the EU institutions - annual data (bop_euins_a)
 -  ZIP Balance of payments of the EU institutions - quarterly data (bop_euins_q)
 -  ZIP Balance of payments of the EU institutions - monthly data (bop_euins_m)
 -  ZIP International investment position of the EU institutions (bop_euins_iip)
-  Balance of payments - International transactions (BPM6) (bop_6)
 -  ZIP Personal transfers and compensation of employees (bop_rem6)
 -  Balance of payments statistics and International investment positions (BPM6) (bop_q6)
 -  ZIP European Union and euro area balance of payments - monthly data (BPM6) (bop_eu6_m)
 -  ZIP European Union and euro area balance of payments - quarterly data (BPM6) (bop_eu6_q)
 -  ZIP Balance of payments by country - quarterly data (BPM6) (bop_c6_q)
 -  ZIP International investment position - quarterly and annual data (BPM6) (bop_iip6_q)
 -  ZIP Main Balance of Payments and International Investment Position items as share of GDP (BPM6) (bop_gdp6_q)
 -  ZIP Export market shares (BPM6) (bop_exms6_q)
 -  International trade in services, geographical breakdown (BPM6) (bop_its6)
 -  ZIP International trade in services (since 2010) (BPM6) (bop_its6_det)
 -  ZIP Total services, detailed geographical breakdown by EU Member States (since 2010) (BPM6) (bop_its6_tot)
 -  European Union direct investments (BPM6) (bop_fdi6)
 -  ZIP EU direct investment positions, breakdown by country and economic activity (BPM6) (bop_fdi6_pos)
 -  ZIP EU direct investment income, breakdown by partner country and economic activity (BPM6) (bop_fdi6_inc)
 -  ZIP EU direct investment flows, breakdown by partner country and economic activity (BPM6) (bop_fdi6_flow)














































- Balance of payments of the EU institutions (BPM6) (bop_euins6)
 - ZIP Balance of payments of the EU institutions - annual data (BPM6) (bop_euins6_a)
 - ZIP Balance of payments of the EU institutions - quarterly data (BPM6) (bop_euins6_q)
 - ZIP Balance of payments of the EU institutions - monthly data (BPM6) (bop_euins6_m)
- Population and social conditions (popul)
 - Demography and migration (pop)
 - ZIP Population change - Demographic balance and crude rates at national level (demo_gind)
 - ZIP Population change - Demographic balance and crude rates at regional level (NUTS 3) (demo_r_gind3)
 - Population (demo_pop)
 - ZIP Population on 1 January by age and sex (demo_pjan)
 - ZIP Population on 1 January by five years age group and sex (demo_pjangroup)
 - ZIP Population on 1 January by broad age group and sex (demo_pjanbroad)
 - ZIP Population on 1 January by age, sex and educational attainment (demo_pjanedu)
 - ZIP Population on 1 January by age, sex and legal marital status (demo_pjanmarsta)
 - ZIP Population on 1 January by age, sex and broad group of citizenship (migr_pop2ctz)
 - ZIP Population on 1 January by five year age group, sex group and citizenship (migr_pop1ctz)
 - ZIP Population on 1 January by five year age group, sex and country of birth (migr_pop3ctb)
 - ZIP Population on 1 January by age, sex and broad group of country of birth (migr_pop4ctb)
 - ZIP Population on 1 January by sex, citizenship and broad group of country of birth (migr_pop5ctz)
 - ZIP Population on 1 January by sex, country of birth and broad group of citizenship (migr_pop6ctb)
 - ZIP Usually resident population on 1 January (demo_urespop)
 - ZIP Population: Structure indicators (demo_pjanind)
 - Regional data (demopreg)
 - ZIP Population on 1 January by age, sex and NUTS 2 region (demo_r_d2jan)
 - ZIP Population on 1 January by five years age group, sex and NUTS 2 region (demo_r_pjangroup)
 - ZIP Population on 1 January by broad age group, sex and NUTS 3 region (demo_r_pjanaggr3)
 - ZIP Area by NUTS 3 region (demo_r_d3area)
 - ZIP Population density by NUTS 3 region (demo_r_d3dens)
- Fertility (demo_fer)
 - ZIP Live births (total) by month (demo_fmonth)
 - ZIP Live births by mother's age and newborn's sex (demo_fasec)
 - ZIP Live births by mother's age and birth order (demo_fordagec)
 - ZIP Live births by mother's year of birth (age reached) and birth order (demo_fordager)
 - ZIP Live births by mother's age and legal marital status (demo_fagec)
 - ZIP Live births by mother's year of birth (age reached) and legal marital status (demo_fager)
 - ZIP Live births by mother's age and educational attainment (demo_faeduc)
 - ZIP Live births by mother's age and activity status (demo_faemplc)
 - ZIP Live births by mother's age and citizenship (demo_faczc)
 - ZIP Live births by mother's age and country of birth (demo_facbc)
 - ZIP Legally induced abortions by mother's age (demo_fabort)
 - ZIP Legally induced abortions by mother's age and number of previous live births (demo_fabortord)
 - ZIP Fertility indicators (demo_find)
 - ZIP Fertility rates by age (demo_frate)
- Regional data (demofreg)
 - ZIP Live births (total) by NUTS 3 region (demo_r_births)
 - ZIP Live births by mother's age and NUTS 2 region (demo_r_fagec)
 - ZIP Fertility rates by age and NUTS 2 region (demo_r_frate2)
- Mortality (demo_mor)
 - ZIP Deaths (total) by month (demo_mmonth)

-  ZIP Deaths by age and sex (demo_magec)
-  ZIP Deaths by year of birth (age reached) and sex (demo_mager)
-  ZIP Deaths by age, sex and educational attainment (demo_maeduc)
-  ZIP Deaths by age, sex and legal marital status (demo_marstac)
-  ZIP Deaths by age, sex and citizenship (demo_maczc)
-  ZIP Deaths by age, sex and country of birth (demo_macbc)
-  ZIP Infant mortality (demo_minf)
-  ZIP Infant mortality by age and sex (demo_minfs)
-  ZIP Infant mortality rates (demo_minfind)
-  ZIP Late foetal deaths by mother's age (demo_mfoet)
-  ZIP Life table (demo_mlifetable)
-  ZIP Life expectancy by age and sex (demo_mlexpec)
-  ZIP Life expectancy by age, sex and educational attainment (demo_mlexpecedu)
-  Regional data (demomreg)
 -  ZIP Deaths (total) by NUTS 3 region (demo_r_deaths)
 -  ZIP Deaths by age, sex and NUTS 2 region (demo_r_magec)
 -  ZIP Infant mortality by NUTS 2 region (demo_r_minf)
 -  ZIP Infant mortality rates by NUTS 2 region (demo_r_minfind)
 -  ZIP Life table by NUTS 2 region (demo_r_mlife)
 -  ZIP Life expectancy by age, sex and NUTS 2 region (demo_r_mlifexp)
-  Immigration (migr_immi)
 -  ZIP Immigration by five year age group, sex and citizenship (migr_imm1ctz)
 -  ZIP Immigration by five year age group, sex and country of birth (migr_imm3ctb)
 -  ZIP Immigration by age, sex and broad group of citizenship (migr_imm2ctz)
 -  ZIP Immigration by age, sex and broad group of country of birth (migr_imm4ctb)
 -  ZIP Immigration by sex, citizenship and broad group of country of birth (migr_imm6ctz)
 -  ZIP Immigration by sex, country of birth and broad group of citizenship (migr_imm7ctb)
 -  ZIP Immigration by five year age group, sex and country of previous residence (migr_imm5prv)
-  Emigration (migr_emi)
 -  ZIP Emigration by age and sex (migr_emi2)
 -  ZIP Emigration by five year age group, sex and citizenship (migr_emi1ctz)
 -  ZIP Emigration by five year age group, sex and country of birth (migr_emi4ctb)
 -  ZIP Emigration by five year age group, sex and country of next usual residence (migr_emi3nxt)
-  Acquisition and loss of citizenship (migr_acqn)
 -  ZIP Acquisition of citizenship by sex, age group and former citizenship (migr_acq)
 -  ZIP Loss of citizenship by sex and new citizenship (migr_lct)
-  Marriages and divorces (demo_nup)
 -  ZIP Marriage indicators (demo_nind)
 -  ZIP Marriages by sex and previous marital status (demo_nmsta)
 -  ZIP First-time marrying persons by age and sex (demo_nsinagec)
 -  ZIP First marriage rates by age and sex (demo_nsinrt)
 -  ZIP Marriages by citizenship of bride (CITIZEN) and groom (PARTNER) (demo_marcz)
 -  ZIP Marriages by country of birth of bride (C_BIRTH) and groom (PARTNER) (demo_marcb)
 -  ZIP Divorce indicators (demo_ndivind)
 -  ZIP Divorces by duration of marriage (reached during the year) (demo_ndivdur)
 -  ZIP Divorces by citizenship of wife (CITIZEN) and husband (PARTNER) (demo_divcz)
 -  ZIP Divorces by country of birth of wife (C_BIRTH) and husband (PARTNER) (demo_divcb)
-  Asylum and managed migration (migr)
 -  Asylum and Dublin statistics (migr_asy)
 -  Applications (migr_asyapp)

-  ZIP Asylum applications by citizenship till 2007 Annual data (rounded) (migr_asyctz)
-  ZIP New asylum applications by citizenship till December 2007 Monthly data (rounded) (migr_asyctzm)
-  ZIP Asylum and new asylum applicants by citizenship, age and sex Annual aggregated data (rounded) (migr_asyappctza)
-  ZIP Asylum and new asylum applicants by citizenship, age and sex Monthly data (rounded) (migr_asyappctzm)
-  ZIP Persons subject of asylum applications pending at the end of the month by citizenship, age and sex Monthly data (ro(...)) (migr_asypenctzm)
-  ZIP Asylum applications withdrawn by citizenship, age and sex Annual aggregated data (rounded) (migr_asywitha)
-  ZIP Asylum applications withdrawn by citizenship, age and sex Monthly data (rounded) (migr_asywithm)
-  ZIP Asylum applicants considered to be unaccompanied minors by citizenship, age and sex Annual data (rounded) (migr_asyunaa)
-  Decisions on applications and resettlement (migr_asydec)
 -  ZIP Decisions on asylum applications by citizenship till 2007 Annual data (rounded) (migr_asydctzy)
 -  ZIP Decisions on asylum applications by citizenship till December 2007 Monthly data (rounded) (migr_asydctzm)
 -  ZIP First instance decisions on applications by citizenship, age and sex Annual aggregated data (rounded) (migr_asydcfsta)
 -  ZIP First instance decisions on applications by citizenship, age and sex Quarterly data (rounded) (migr_asydcfstq)
 -  ZIP Decisions withdrawing status granted at first instance decision by type of status withdrawn and by citizenship Annu(...) (migr_asywifsta)
 -  ZIP Decisions withdrawing status granted at first instance decision by type of status withdrawn and by citizenship Quar(...) (migr_asywifstq)
 -  ZIP Final decisions on applications by citizenship, age and sex Annual data (rounded) (migr_asydcfina)
 -  ZIP Decisions withdrawing status granted as final decision by type of status withdrawn Annual data (rounded) (migr_asywifina)
 -  ZIP Resettled persons by age, sex and citizenship Annual data (rounded) (migr_asyresa)
-  'Dublin' statistics (migr_dub)
 -  'Dublin' requests (migr_dubreq)
 -  ZIP Incoming 'Dublin' requests by submitting country and type of request (migr_dubri)
 -  ZIP Outgoing 'Dublin' requests by receiving country and type of request (migr_dubro)
 -  ZIP Incoming 'Dublin' requests based on EURODAC by submitting country and type of request (migr_dubredaci)
 -  ZIP Outgoing 'Dublin' requests based on EURODAC by receiving country and type of request (migr_dubredaco)
 -  ZIP Pending 'Dublin' incoming requests by submitting country (migr_dubrpeni)
 -  ZIP Pending 'Dublin' outgoing requests by receiving country (migr_dubrpeno)
 -  ZIP Incoming 'Dublin' requests for information by submitting country and type of request (migr_dubrinf)
 -  ZIP Outgoing 'Dublin' requests for information by receiving country and type of request (migr_dubrinfo)
 -  Decisions on 'Dublin' requests (migr_dubdec)
 -  ZIP Decisions on incoming 'Dublin' requests by submitting country and type of request (migr_dubdi)
 -  ZIP Decisions on outgoing 'Dublin' requests by receiving country and type of request (migr_dubdo)
 -  ZIP Decisions on Incoming 'Dublin' requests based on EURODAC by submitting country and type of request (migr_dubdedaci)




































- ZIP Decisions on outgoing 'Dublin' requests based on EUODAC by receiving country and type of request (migr_dubdedaco)
 - Transfers (migr_dubtransf)
 - ZIP Incoming transfers by submitting country and type of 'Dublin' request (migr_dubti)
 - ZIP Outgoing transfers by receiving country and type of 'Dublin' request (migr_dubto)
 - Enforcement of Immigration Legislation (migr_eil)
 - ZIP Third country nationals refused entry at the external borders - annual data (rounded) (migr_eirfs)
 - ZIP Third country nationals found to be illegally present - annual data (rounded) (migr_eipre)
 - ZIP Third country nationals ordered to leave - annual data (rounded) (migr_eiord)
 - ZIP Third country nationals returned following an order to leave - annual data (rounded) (migr_eirtn)
 - Residence permits (migr_res)
 - Residence permits by reason, length of validity and citizenship (migr_resval)
 - ZIP First permits by reason, length of validity and citizenship (migr_resfirst)
 - ZIP First permits issued for family reasons by reason, length of validity and citizenship (migr_resfam)
 - ZIP First permits issued for education reasons by reason, length of validity and citizenship (migr_resedu)
 - ZIP First permits issued for remunerated activities by reason, length of validity and citizenship (migr_resocc)
 - ZIP First permits issued for other reasons by reason, length of validity and citizenship (migr_resoth)
 - ZIP Change of immigration status permits by reason and citizenship (migr_reschange)
 - ZIP All valid permits by reason, length of validity and citizenship on 31 December of each year (migr_resvalid)
 - ZIP Long-term residents by citizenship on 31 December of each year (migr_reslong)
 - Residence permits by reason, age, sex and citizenship (migr_resage)
 - ZIP First permits by reason, age, sex and citizenship (migr_refas)
 - ZIP All valid permits by age, sex and citizenship on 31 December of each year (migr_resvas)
 - ZIP Long-term residents by age, sex and citizenship on 31 December of each year (migr_reslas)
 - EU Blue cards (migr_resbcard)
 - ZIP EU Blue Cards by type of decision, occupation and citizenship (migr_resbc1)
 - ZIP Admitted family members of EU Blue Cards holders by type of decision and citizenship (migr_resbc2)
 - ZIP EU Blue Cards holders and family members by Member State of previous residence (migr_resbc3)
 - Population projections (proj)
 - EUROPOP2013 - Population projections at national level (proj_13n)
 - Projected population (proj_13np)
 - ZIP Main scenario - Population on 1st January by sex and single year age (proj_13npms)
 - ZIP No migration variant - Population on 1st January by sex and single year age (proj_13npzms)
 - ZIP Higher life expectancy variant - Population on 1st January by sex and single year age (proj_13nphlv)
 - ZIP Reduced migration variant - Population on 1st January by sex and single year age (proj_13nplmv)
 - ZIP Lower fertility variant - Population on 1st January by sex and single year age (proj_13nplfv)
 - Assumptions (proj_13na)
 - ZIP Age specific fertility rates (proj_13naasfr)
 - ZIP Age specific mortality rates by sex (proj_13naasmr)
 - ZIP Life expectancy by age and sex (proj_13nalexp)
 - ZIP International net migration by sex and single year age (proj_13nanmig)
 - ZIP Lower fertility variant - Age specific fertility rates (proj_13naasfrlv)
 - ZIP Higher life expectancy variant - Age specific mortality rates by sex (proj_13naasmrhlv)
 - ZIP Higher life expectancy variant - Life expectancy by age and sex (proj_13nalexpvlv)




































- ZIP Reduced migration variant - International net migration by sex and single year age (proj_13nanmiglv)
 - Projected demographic balances and indicators (proj_13ndbi)
 - ZIP Main scenario - Projected demographic balances and indicators (proj_13ndbims)
 - ZIP No migration variant - Projected demographic balances and indicators (proj_13ndbizms)
 - ZIP Higher life expectancy variant - Projected demographic balances and indicators (proj_13ndbihlv)
 - ZIP Reduced migration variant - Projected demographic balances and indicators (proj_13ndbilmv)
 - ZIP Lower fertility variant - Projected demographic balances and indicators (proj_13ndbilfv)
- Population and housing census (cens)
 - Census - time series of selected indicators (cens_hn)
 - Population structure (cens_hnstr)
 - ZIP Population by sex and age (cens_hnmga)
 - ZIP Population by sex, age and educational attainment (cens_hnelev)
 - ZIP Population by sex, age and current activity status (cens_hncas)
 - ZIP Population by sex, age and citizenship (cens_hnctz)
 - ZIP Employed population by sex and occupation (cens_hnaisco)
 - Housing (cens_hnhsng)
 - ZIP Households by size (number of persons) (cens_hndwsize)
 - ZIP Occupied conventional dwellings by number of rooms (cens_hndwnr)
 - Census 2001 round - national level (cens_01n)
 - Population structure (cens_01nstr)
 - ZIP Population by sex, age group and country of citizenship (cens_01nscztz)
 - ZIP Population by sex, age group and country of birth (cens_01nscbirth)
 - ZIP Population by sex, age group, citizenship and place of residence one year prior to the census (cens_01nsres)
 - Active population (cens_01nact)
 - ZIP Population by sex, age and current activity status (cens_01napop)
 - ZIP Population by sex, citizenship and current activity status (cens_01nactz)
 - ZIP Female population aged 15 and over by household composition, age group, age of the youngest child and current activ(...) (cens_01naagchi)
 - ZIP Employed persons aged 15 and over by sex, age group, citizenship and occupation (ISCO-88) (cens_01naisco)
 - ZIP Employed persons aged 15 and over by sex, age group and occupation (cens_01nadisco)
 - ZIP Employed persons aged 15 and over by sex, age group, citizenship and economic activity (NACE Rev.1) (cens_01nanac)
 - ZIP Employed persons aged 15 and over by sex, age group and economic activity (NACE Rev. 1) (cens_01nadnac)
 - ZIP Employed persons aged 15 and over by sex, economic activity (NACE Rev. 1) and time usually worked (cens_01nawtime)
 - ZIP Employed persons aged 15 and over by sex and industry indicator (cens_01naind)
 - Educational level (cens_01nedu)
 - ZIP Population by sex, age group, citizenship and educational attainment (ISCED 1997) (cens_01nelev)
 - ZIP Population aged 15-74 by sex, age group, current activity status and educational attainment (ISCED 1997) (cens_01news)
 - ZIP Population aged 15-74 by sex, age group, educational attainment (ISCED 1997) and occupation (ISCO 1988) (cens_01neisco)
 - Households (cens_01nhou)
 - ZIP Population by sex, age and household status (cens_01nhtype)
 - ZIP Population aged 15 and over, living in private households, by sex, age group, family status and current activity status (cens_01nhfst)








































-  ZIP Population by sex, age group and family situation (household status) (cens_01nhhst)
-  ZIP Population in private households by sex, age group, citizenship and size of household (cens_01nhsize)
-  ZIP Private households by size, composition and presence of elderly members (cens_01nheco)
-  ZIP Private households by composition and citizenship (cens_01nhctzcomp)
-  ZIP Population by sex, citizenship, family status and type of housing (cens_01nhfstctz)
-  Dwellings (cens_01ndws)
 -  ZIP Private households by composition and type of housing (cens_01ndhh)
 -  ZIP Private households by type of housing (cens_01ndquart_hd)
 -  ZIP Living quarters by type of housing (cens_01ndquart_lq)
 -  ZIP Occupants by type of housing (cens_01ndquart_oc)
 -  ZIP Occupied conventional dwellings by number of rooms and occupants (cens_01ndnbown)
 -  ZIP Occupied conventional dwellings by presence of comfort characteristics (cens_01ndcomf)
 -  ZIP Owner-occupied dwellings by type and year of construction of the building (cens_01ndpercons)
 -  ZIP Dwellings by type of ownership, type of building and occupancy status (cens_01ndbuild)
-  Census 2001 round - regional level (cens_01r)
 -  Population structure (cens_01rstr)
 -  ZIP Population by sex, citizenship and NUTS 3 regions (cens_01rscztz)
 -  Active population (cens_01ract)
 -  ZIP Population by sex, age group, current activity status and NUTS 3 regions (cens_01rapop)
 -  ZIP Total and active population by sex, age, employment status, residence one year prior to the census and NUTS 3 regions (cens_01ramigr)
 -  ZIP Employed persons aged 15 and over by sex, citizenship, economic activity (NACE Rev. 1), status in employment and NU(...) (cens_01ractz)
 -  Educational level (cens_01redu)
 -  ZIP Population by sex, age group, educational attainment, occupation (ISCO-88) and NUTS 3 regions (cens_01reisco)
 -  ZIP Population by sex, age group, educational attainment, current activity status and NUTS 3 regions (cens_01rews)
 -  Households (cens_01rhou)
 -  ZIP Population by sex, age group, household status and NUTS 3 regions (cens_01rhtype)
 -  ZIP Population by sex, age group, size of household and NUTS 3 regions (cens_01rhsize)
 -  ZIP Private households by composition, size and NUTS 3 regions (cens_01rheco)
 -  ZIP Private households by composition, age group of children and NUTS 3 regions (cens_01rhagchi)
 -  Dwellings (cens_01rdws)
 -  ZIP Dwellings by type of housing, building and NUTS 3 regions (cens_01rdhh)
 -  ZIP Dwellings by type of building and NUTS 3 regions (cens_01rdbuild)
-  Census 1990/91 round - national level (cens_91n)
 -  Population structure (cens_91str)
 -  ZIP Population by sex, age and marital status (cens_91smsta)
 -  ZIP Population by sex, age group and citizenship (cens_91sctz)
 -  ZIP Population by sex and year of birth (cens_91sbirth)
 -  Active population (cens_91act)
 -  ZIP Active population by citizenship and age group (cens_91actz)
 -  ZIP Active population by sex and age (cens_91aage)
 -  ZIP Female active population by age and marital status (cens_91amsta)
 -  ZIP Active population by sex, age groups and working status (cens_91awsta)
 -  ZIP Persons in employment by sex and NACE Rev.1 (cens_91aenace)
 -  ZIP Persons in employment by sex and occupation (cens_91aepisco)
 -  ZIP Non national workers by citizenship, sex and economic activity (cens_91annwctz)


































- ZIP Active population by sex, by age group and educational attainment (ISCED 1997) (cens_91eact)
 - ZIP Inactive population by sex, age group and educational attainment (ISCED 1997) (cens_91einact)
 - Households (cens_91hou)
 - ZIP Household composition by size (cens_91hpnper)
 - ZIP Households by number of persons and their status of economic activity (cens_91hpwstan)
 - ZIP Family nuclei by number of children (cens_91hnnch)
 - Dwellings (cens_91dws)
 - ZIP Housing units by type of building (cens_91typb)
 - ZIP Housing units by type (cens_91typ1)
 - ZIP Occupied conventional dwellings by households, by number of rooms (cens_91down)
 - ZIP Occupied conventional dwellings by tenure status and period of construction (cens_91dper)
 - ZIP Occupied conventional dwellings by tenure status and amenities (cens_91dame)
- Health (hlth)
 - Health status (hlth_state)
 - Healthy Life Years (hlth_hly)
 - ZIP Healthy Life Years (from 2004 onwards) (hlth_hlye)
 - ZIP Healthy Life Years (1995 - 2003) (hlth_hlye_h)
 - ZIP Healthy life expectancy based on self-perceived health (hlth_silc_17)
 - Self-perceived health and well-being (hlth_sph)
 - ZIP Self-perceived health by sex, age and labour status (%) (hlth_silc_01)
 - ZIP Self-perceived health by sex, age and educational attainment level (%) (hlth_silc_02)
 - ZIP Self-perceived health by sex, age and income quintile (%) (hlth_silc_10)
 - ZIP People declaring physical pain or physical discomfort by sex, age and educational attainment level (%) (hlth_ehis_st4)
 - ZIP Psychological distress by sex, age and educational attainment level (average score) (hlth_ehis_st7)
 - ZIP Psychological well-being (energy and vitality index) by sex, age and educational attainment level (average score) (hlth_ehis_st8)
 - Functional and activity limitations (hlth_fal)
 - ZIP Self-perceived long-standing limitations in usual activities due to health problem by sex, age and labour status (%) (hlth_silc_06)
 - ZIP Self-perceived long-standing limitations in usual activities due to health problem by sex, age and educational attainment level (%) (hlth_silc_07)
 - ZIP Self-perceived long-standing limitations in usual activities due to health problem by sex, age and income quintile (%) (hlth_silc_12)
 - ZIP Physical and sensory functional limitations by sex, age and educational attainment level (%) (hlth_ehis_st9)
 - ZIP Limitations in personal care activities by sex, age and educational attainment level (%) (hlth_ehis_st10)
 - ZIP Limitations in household activities by sex, age and educational attainment level (%) (hlth_ehis_st11)
 - Self-reported chronic morbidity (hlth_srcm)
 - ZIP People having a long-standing illness or health problem, by sex, age and labour status (%) (hlth_silc_04)
 - ZIP People having a long-standing illness or health problem, by sex, age and educational attainment level (%) (hlth_silc_05)
 - ZIP People having a long-standing illness or health problem, by sex, age and income quintile (%) (hlth_silc_11)
 - ZIP People reporting a chronic disease, by disease, sex, age and educational attainment level (%) (hlth_ehis_st1)



































- Injuries from accidents (hlth_ifa)
 - ZIP People reporting having had an accident by sex, age and educational attainment level (%) (hlth_ehis_st2)
 - ZIP People reporting having had an accident, which resulted in injury for which medical treatment was sought by sex, ag(...) (hlth_ehis_st3)
- Health determinants (hlth_det)
 - Body mass index (BMI) (hlth_bmi)
 - ZIP Body mass index (BMI) by sex, age and educational attainment level (%) (hlth_ehis_de1)
 - ZIP Body mass index (BMI) by sex, age and income quintile (%) (hlth_ehis_de2)
 - Physical activity (hlth_pha)
 - ZIP Practice of daily physical activity by sex, age and educational attainment level (%) (hlth_ehis_de9)
 - Consumption of fruits and vegetables (hlth_cfv)
 - ZIP Consumption of fruits by sex, age and educational attainment level (%) (hlth_ehis_de7)
 - ZIP Consumption of vegetables by sex, age and educational attainment level (%) (hlth_ehis_de8)
 - Tobacco consumption (hlth_smok)
 - ZIP Daily smokers of cigarettes by sex, age and educational attainment level (%) (hlth_ehis_de3)
 - ZIP Daily smokers of cigarettes by sex, age and income quintile (%) (hlth_ehis_de4)
 - ZIP Daily smokers by number of cigarettes by sex, age and educational attainment level (%) (hlth_ehis_de5)
 - Alcohol consumption (hlth_alc)
 - ZIP Frequency of alcohol consumption by sex, age and educational attainment level (%) (hlth_ehis_de10)
 - ZIP Hazardous alcohol consumption (binge drinking) by sex, age and educational attainment level (%) (hlth_ehis_de6)
- Health care (hlth_care)
 - Health care expenditure (hlth_sha)
 - Health care expenditure - summary tables (hlth_sha_sum)
 - ZIP Health care expenditure by provider (hlth_sha_hp)
 - ZIP Health care expenditure by function (hlth_sha_hc)
 - ZIP Health care expenditure by financing agent (hlth_sha_hf)
 - ZIP Health care expenditure on long-term care (hlth_sha_ltc)
 - Health care expenditure - EUR, national currency and PPS (hlth_sha_mil)
 - ZIP Expenditure of selected health care functions by providers of health care - EUR, national currency and PPS (hlth_sha1m)
 - ZIP Expenditure of selected health care functions by financing agents in health care - EUR, national currency and PPS (hlth_sha2m)
 - ZIP Expenditure of providers of health care by financing agents in health care - EUR, national currency and PPS (hlth_sha3m)
 - Health care expenditure - % (hlth_sha_perc)
 - ZIP Expenditure of selected health care functions by providers of health care - % (hlth_sha1p)
 - ZIP Expenditure of selected health care functions by financing agents in health care - % (hlth_sha2p)
 - ZIP Expenditure of providers of health care by financing agents in health care - % (hlth_sha3p)
 - Health care expenditure, per inhabitant (hlth_sha_inh)
 - ZIP Expenditure of selected health care functions by providers of health care - per inhabitant (hlth_sha1h)
 - ZIP Expenditure of selected health care functions by financing agents in health care - per inhabitant (hlth_sha2h)
 - ZIP Expenditure of providers of health care by financing agents in health care - per inhabitant (hlth_sha3h)

-  Health care resources (hlth_res)
 -  Health care staff (hlth_staff)
 -  ZIP Health personnel employed in hospital (hlth_rs_prshp1)
 -  ZIP Nursing and caring professionals (hlth_rs_prsns)
 -  ZIP Physicians by medical speciality (hlth_rs_spec)
 -  ZIP Physicians by sex and age (hlth_rs_phys)
 -  ZIP Health personnel by NUTS 2 regions (hlth_rs_prsrg)
 -  ZIP Health graduates (hlth_rs_grd)
 -  ZIP Health personnel (excluding nursing and caring professionals) (hlth_rs_prs1)
 -  Health care facilities (hlth_facil)
 -  ZIP Hospital beds by type of care (hlth_rs_bds)
 -  ZIP Hospital beds by hospital ownership (hlth_rs_bds2)
 -  ZIP Hospital beds by NUTS 2 regions (hlth_rs_bdsrg)
 -  ZIP Long-term care beds in nursing and residential care facilities by NUTS 2 regions (hlth_rs_bdsns)
 -  ZIP Technical resources in hospital (hlth_rs_tech)
 -  ZIP Medical technology (hlth_rs_equip)
 -  Health care activities (hlth_act)
 -  ZIP Hospital discharges and length of stay for inpatient and curative care (hlth_co_dischl)
 -  ZIP Curative care bed occupancy rate (hlth_co_bedoc)
 -  ZIP Non-residents among all hospital discharges, % (hlth_co_dischnr)
 -  Hospital discharges - National data (hlth_hosd)
 -  ZIP Hospital discharges by diagnosis, in-patients, total number (hlth_co_disch1)
 -  ZIP Hospital discharges by diagnosis, in-patients, per 100 000 inhabitants (hlth_co_disch2)
 -  ZIP Hospital discharges by diagnosis, day cases, total number (hlth_co_disch3)
 -  ZIP Hospital discharges by diagnosis, day cases, per 100 000 inhabitants (hlth_co_disch4)
 -  ZIP Self-reported hospital in-patient and day-patient admissions by sex, age and educational attainment level (%) (hlth_ehis_hc8)
 -  Hospital discharges - Regional data (hlth_hosd_r)
 -  ZIP Hospital discharges by diagnosis and NUTS 2 regions, in-patients, total number - total (hlth_co_disch1t)
 -  ZIP Hospital discharges by diagnosis and NUTS 2 regions, in-patients, total number - males (hlth_co_disch1m)
 -  ZIP Hospital discharges by diagnosis, NUTS 2 regions, in-patients and total number - females (hlth_co_disch1f)
 -  ZIP Hospital discharges by diagnosis and NUTS 2 regions, in-patients, per 100 000 inhabitants - total (hlth_co_disch2t)
 -  ZIP Hospital discharges by diagnosis and NUTS 2 regions, in-patients, per 100 000 inhabitants - males (hlth_co_disch2m)
 -  ZIP Hospital discharges by diagnosis and NUTS 2 regions, in-patients, per 100 000 inhabitants - females (hlth_co_disch2f)
 -  ZIP Hospital discharges by diagnosis and NUTS 2 regions, day cases, total number - total (hlth_co_disch3t)
 -  ZIP Hospital discharges by diagnosis and NUTS 2 regions, day cases, total number - males (hlth_co_disch3m)
 -  ZIP Hospital discharges by diagnosis and NUTS 2 regions, day cases, total number - females (hlth_co_disch3f)
 -  ZIP Hospital discharges by diagnosis and NUTS 2 regions, day cases, per 100 000 inhabitants - total (hlth_co_disch4t)
 -  ZIP Hospital discharges by diagnosis and NUTS 2 regions, day cases, per 100 000 inhabitants - males (hlth_co_disch4m)









-  Hospital discharges by diagnosis and NUTS 2 regions, day cases, per 100 000 inhabitants - females (hlth_co_disch4f)
-  Length of stay in hospital (hlth_hostay)
 -  In-patient average length of stay (days) (hlth_co_inpst)
 -  In-patient average length of stay (days) by NUTS 2 regions - total (hlth_co_inpstt)
 -  In-patient average length of stay (days) by NUTS 2 regions - males (hlth_co_inpstm)
 -  In-patient average length of stay (days) by NUTS 2 regions - females (hlth_co_inpstf)
 -  Hospital days of in-patients (hlth_co_hosday)
 -  Hospital days of in-patients by NUTS 2 regions - total (hlth_co_hosdayt)
 -  Hospital days of in-patients by NUTS 2 regions - males (hlth_co_hosdaym)
 -  Hospital days of in-patients by NUTS 2 regions - females (hlth_co_hosdayf)
-  Operations, procedures and treatment (hlth_oper)
 -  Surgical operations and procedures performed in hospitals by ICD-9-CM (hlth_co_proc2)
 -  Medical technologies - examinations by medical imaging techniques (CT, MRI and PET) (hlth_co_exam)
 -  End-stage renal failure (ESRF) patients (hlth_co_ren)
-  Consultations (hlth_consult)
 -  Self-reported consultation of a medical professional by sex, age and educational attainment level (%) (hlth_ehis_hc5)
 -  Self-reported consultation of a psychologist or physiotherapist by sex, age and educational attainment level (%) (hlth_ehis_hc6)
 -  Consultation of a medical doctor (in private practice or as outpatient) per inhabitant (hlth_hc_phys)
 -  Consultation of a dentist per inhabitant (hlth_hc_dent)
-  Preventive services (hlth_prev)
 -  Self-reported breast examination by X-ray by educational attainment level among women aged 50-69 (%) (hlth_ehis_hc2)
 -  Self-reported cervical smear test by educational attainment level among women aged 20-69 (%) (hlth_ehis_hc3)
 -  Self-reported colorectal cancer screening test by sex, age and educational attainment level among people aged 50-74 (%) (hlth_ehis_hc4)
 -  Self-reported vaccination against influenza by sex, age and educational attainment level (%) (hlth_ehis_hc1)
 -  Breast cancer and cervical cancer screenings (hlth_ps_scre)
 -  Vaccination against influenza of population aged 65 and over (hlth_ps_immu)
-  Medicine use (hlth_med)
 -  Self-reported use of prescribed medicines for specific diseases by sex, age and educational attainment level (hlth_ehis_hc7)
 -  Self-reported use of prescribed medicines by sex, age and educational attainment level (hlth_ehis_hc9)
 -  Self-reported use of non-prescribed medicines by sex, age and educational attainment level (hlth_ehis_hc10)
-  Unmet needs for health care (hlth_unm)
 -  Self-reported unmet needs for medical examination, by sex, age and reason (%) (hlth_silc_03)
 -  Self-reported unmet needs for medical examination by sex, age, detailed reason and income quintile (%) (hlth_silc_08)
 -  Self-reported unmet needs for medical examination by sex, age, detailed reason and labour status (%) (hlth_silc_13)
 -  Self-reported unmet needs for medical examination by sex, age, detailed reason and educational attainment level (%) (hlth_silc_14)

-  ZIP Self-reported unmet needs for dental examination by sex, age, detailed reason and income quintile (%) (hlth_silc_09)
 -  ZIP Self-reported unmet needs for dental examination by sex, age, detailed reason and labour status (%) (hlth_silc_15)
 -  ZIP Self-reported unmet needs for dental examination by sex, age, detailed reason and educational attainment level (%) (hlth_silc_16)
-  Disability (hlth_dsb)
 -  Prevalence of disability (source LFS) (hlth_dsb_prv)
 -  ZIP People reporting a longstanding health problem or a basic activity difficulty by sex and age (hlth_dp010)
 -  ZIP Population by type of longstanding health problem, sex and age (hlth_dp020)
 -  ZIP Prevalence of the main longstanding health problems by sex and age (hlth_dp030)
 -  ZIP Population by type of basic activity difficulty, sex and age (hlth_dp040)
 -  ZIP Prevalence of the main basic activity difficulties by sex and age (hlth_dp050)
 -  ZIP Population by type of disability, sex, age and marital status (hlth_dp060)
 -  ZIP Population by type of disability, sex, age and household composition (hlth_dp070)
 -  ZIP Population by type of disability, sex, age and degree of urbanization (hlth_dp080)
 -  Health problems of disabled people (sources SILC or EHIS) (hlth_dsb_hlth)
 -  ZIP Self-perceived health by level of activity limitation, sex and age (hlth_dh010)
 -  ZIP People having a longstanding health problem by level of activity limitation, sex and age (hlth_dh020)
 -  ZIP Self-reported unmet needs for medical examination by level of activity limitation, sex and age (hlth_dh030)
 -  ZIP Daily smokers of cigarettes by level of activity limitation, sex and age (hlth_dh040)
 -  ZIP Body mass index (BMI) by level of activity limitation, sex and age (hlth_dh050)
 -  Access to education and training for disabled people (source LFS) (hlth_dsb_educ)
 -  ZIP Early leavers from education and training (age group 18-24) by type of disability, sex and labour status (hlth_de010)
 -  ZIP Tertiary educational attainment (age group 30-34) by type of disability and sex (hlth_de020)
 -  ZIP Young people neither in employment nor in education and training by type of disability, sex and age (hlth_de030)
 -  ZIP Population by type of disability, sex, age and educational attainment level (hlth_de040)
 -  ZIP Participation in education and training by type of disability, sex and age (hlth_de050)
 -  ZIP Participation in formal education by type of disability, sex and age (hlth_de060)
 -  ZIP Participation in non-formal education and training by type of disability, sex and age (hlth_de070)
 -  Access to labour market for disabled people (source LFS) (hlth_dsb_lm)
 -  ZIP Employment rate of people by type of disability, sex and age (hlth_dlm010)
 -  ZIP Activity rate of people by type of disability, sex and age (hlth_dlm020)
 -  ZIP Unemployment rate of people by type of disability, sex and age (hlth_dlm030)
 -  ZIP Population by type of disability, sex, age and labour status (hlth_dlm040)
 -  ZIP Employment by type of disability, sex, age and professional status (hlth_dlm050)
 -  ZIP Inactive population by type of disability, sex, age and the main reason for not seeking employment (hlth_dlm060)
 -  ZIP Not employed people but having a previous work experience by type of disability, sex, age and the main reason for I(...) (hlth_dlm070)
 -  ZIP Employment by type of disability, sex, age and full-time/part-time employment (hlth_dlm080)
 -  ZIP Employment by type of disability, sex, age and working at home (hlth_dlm090)
 -  ZIP Employment by type of disability, sex, age and supervisor responsibility (hlth_dlm100)
 -  ZIP Employment by type of disability, sex, age and number of usual weekly hours of work in main job (hlth_dlm110)


-  ZIP Employment by type of disability, sex, age and economic activity (hlth_dlm120)
-  ZIP Employment by type of disability, sex, age and occupation (hlth_dlm130)
-  ZIP People reporting a limitation in work by the reason for limitation in work, sex and age (hlth_dlm140)
-  ZIP People reporting a limitation in the amount of work caused by longstanding health problems or difficulties in basic(...) (hlth_dlm150)
-  ZIP People reporting a limitation in the type of work caused by longstanding health problems or difficulties in basic a(...) (hlth_dlm160)
-  ZIP People reporting a limitation in getting to and from work caused by longstanding health problems or difficulties in(...) (hlth_dlm170)
-  ZIP Employed people having a longstanding health problem or a difficulty in basic activities by the type of special ass(...) (hlth_dlm180)
-  ZIP Not employed people having a longstanding health problem or a difficulty in basic activities by the type of special(...) (hlth_dlm190)
-  Housing conditions of disabled people (source SILC) (hlth_dsb_hcon)
 -  ZIP Population by tenure status, level of activity limitation and poverty status (hlth_dhc010)
 -  ZIP Overall satisfaction with the dwelling by level of activity limitation, sex and age (hlth_dhc020)
 -  ZIP Severe housing deprivation rate by level of activity limitation, sex and age (hlth_dhc030)
 -  ZIP Overcrowding rate by level of activity limitation, sex and age (hlth_dhc040)
 -  ZIP Share of housing cost in disposable income by level of activity limitation, sex and age (hlth_dhc050)
 -  ZIP Housing cost overburden rate by level of activity limitation, sex and age (hlth_dhc060)
 -  ZIP People living in a dwelling with a leaking roof, damp walls, floors or foundation, or rot in window frames of floor(...) (hlth_dhc070)
 -  ZIP People with no bath or shower in their dwelling by level of activity limitation, sex and age (hlth_dhc080)
 -  ZIP People not having indoor flushing toilet for the sole use of their household by level of activity limitation, sex a(...) (hlth_dhc090)
 -  ZIP People considering their dwelling as too dark by level of activity limitation, sex and age (hlth_dhc100)
 -  ZIP Noise from neighbours or from the street by level of activity limitation, sex and age (hlth_dhc110)
 -  ZIP Pollution, grime or other environmental problems by level of activity limitation, sex and age (hlth_dhc120)
 -  ZIP Crime, violence or vandalism in the area by level of activity limitation, sex and age (hlth_dhc130)
 -  ZIP Inability to keep home adequately warm by level of activity limitation, sex and age (hlth_dhc140)
-  Income distribution and poverty among disabled people (source SILC) (hlth_dsb_pe)
 -  ZIP People at risk of poverty or social exclusion by level of activity limitation, sex and age (hlth_dpe010)
 -  ZIP People at risk of poverty by level of activity limitation, sex and age (hlth_dpe020)
 -  ZIP People at risk of poverty before social transfers (pensions included in social transfers) by level of activity limi(...) (hlth_dpe030)
 -  ZIP People living in households with very low work intensity by level of activity limitation, sex and age (hlth_dpe040)
 -  ZIP In-work at-risk-of-poverty rate by level of activity limitation, sex and age (hlth_dpe050)
-  Material deprivation among disabled people (source SILC) (hlth_dsb_md)
 -  ZIP Severe material deprivation by level of activity limitation, sex and age (hlth_dm010)
 -  ZIP Inability to afford paying for one week annual holiday away from home by level of activity limitation, sex and age (hlth_dm020)
 -  ZIP Inability to afford a meal with meat, chicken, fish (or vegetarian equivalent) every second day by level of activit(...) (hlth_dm030)






-  Inability to face unexpected financial expenses by level of activity limitation, sex and age (hlth_dm040)
-  Arrears (mortgage or rent, utility bills or hire purchase) by level of activity limitation, sex and age (hlth_dm050)
-  Ability to make ends meet by level of activity limitation, sex and age (hlth_dm060)
-  Enforced lack of a telephone by level of activity limitation, sex and age (hlth_dm070)
-  Enforced lack of a colour TV by level of activity limitation, sex and age (hlth_dm080)
-  Enforced lack of a computer by level of activity limitation, sex and age (hlth_dm090)
-  Enforced lack of a washing machine by level of activity limitation, sex and age (hlth_dm100)
-  Enforced lack of a personal car by level of activity limitation, sex and age (hlth_dm110)
-  Social participation of disabled people (source SILC) (hlth_dsb_socp)
 -  Frequency of going to cinema, live performances, cultural sites or attending live sport events by level of activity(...) (hlth_ds010)
 -  Frequency of getting together with relatives or friends by level of activity limitation, sex and age (hlth_ds020)
 -  Frequency of contacts with relatives or friends by level of activity limitation, sex and age (hlth_ds030)
 -  Participation in activities of churches or other religious organisations by level of activity limitation, sex and age (hlth_ds040)
 -  Participation in informal voluntary activities by level of activity limitation, sex and age (hlth_ds050)
-  Causes of death (hlth_cdeath)
 -  General mortality (hlth_cd_gmor)
 -  Causes of death - Deaths by country of residence and occurrence (hlth_cd_aro)
 -  Causes of death - Standardised death rate by residence (hlth_cd_asdr2)
 -  Causes of death - Crude death rate by NUTS 2 region of residence (hlth_cd_acdr2)
 -  Infant mortality (hlth_cd_imor)
 -  Causes of death - Infant mortality by country of residence (hlth_cd_ainfr)
 -  Causes of death - Infant mortality by country of occurrence (hlth_cd_ainfo)
 -  Peri-neonatal mortality (hlth_cd_pnmor)
 -  Peri-neonatal mortality by age of mother and parity, by residence and occurrence (hlth_cd_aperro)
 -  Fetal, peri- and neonatal mortality rates by country of occurrence (hlth_cd_aperroto)
 -  Historical Data (from 1994 to 2010) (hlth_cd_hist)
 -  Causes of death - absolute number - annual data (hlth_cd_anr)
 -  Causes of death - standardised death rate per 100 000 inhabitants - annual Data (hlth_cd_asdr)
 -  Causes of death by NUTS 2 regions - crude death rate per 100 000 inhabitants - annual data (hlth_cd_acdr)
 -  Causes of death by NUTS 2 regions - standardised death rate per 100 000 inhabitants, 3 years average (hlth_cd_ysdr1)
 -  Causes of death by NUTS 2 regions - crude death rate per 100 000 inhabitants, 3 years average - females (hlth_cd_ycdrf)
 -  Causes of death by NUTS 2 regions - crude death rate per 100 000 inhabitants, 3 years average - males (hlth_cd_ycdrm)
 -  Causes of death by NUTS 2 regions - crude death rate per 100 000 inhabitants, 3 years average - total (hlth_cd_ycdrt)
 -  Causes of death by NUTS 2 regions - absolute Number, 3 years average - females (hlth_cd_ynrf)
 -  Causes of death by NUTS 2 regions - absolute Number, 3 years average - males (hlth_cd_ynrm)
 -  Causes of death by NUTS 2 regions - absolute Number, 3 years average - total (hlth_cd_ynrt)
-  Health and safety at work (hsw)
 -  Accidents at work (ESAW, 2008 onwards) (hsw_acc_work)


-  Main indicators (hsw_mi)
 -  Accidents at work by sex and age (NACE Rev. 2, A, C-N) (hsw_mi01)
 -  Accidents at work by days lost, sex and age (hsw_mi02)
 -  Accidents at work by sex and age, excluding road traffic accidents and accidents on board of any mean of transport (...) (hsw_mi03)
 -  Accidents at work by size of enterprise (NACE Rev. 2, A, C-N) (hsw_mi04)
 -  Accidents at work by ISCO and employment status (NACE Rev. 2, A, C-N) (hsw_mi05)
 -  Accidents at work by part of body injured and severity (NACE Rev. 2, A, C-N) (hsw_mi06)
 -  Accidents at work by type of injury and severity (NACE Rev. 2, A, C-N) (hsw_mi07)
-  Details by economic activity (NACE Rev. 2, 2008 onwards) (hsw_n2)
 -  Non-fatal accidents at work by economic activity and sex (hsw_n2_01)
 -  Fatal Accidents at work by economic activity (hsw_n2_02)
 -  Non-fatal accidents at work by economic activity and age (hsw_n2_03)
 -  Accidents at work by days lost and economic activity (hsw_n2_04)
 -  Accidents at work by economic activity and size of enterprise (hsw_n2_05)
 -  Accidents at work by economic activity and part of body injured (hsw_n2_06)
 -  Accidents at work by economic activity and type of injury (hsw_n2_07)
-  Accidents at work (ESAW) - until 2007 (hsw_acc7_work)
 -  Number of accidents at work by economic activity, severity and sex (hsw_aw_nnasx)
 -  Number of accidents at work by economic activity, severity and age (hsw_aw_nnaag)
 -  Number of fatal accidents at work by Member State and age, excluding road traffic accidents and accidents on board (...) (hsw_aw_fnms)
 -  Number of accidents at work by economic activity and severity (hsw_aw_nnasv)
 -  Number of accidents at work by economic activity and size of enterprise (hsw_aw_nnasz)
 -  Number of accidents at work by economic activity and employment status (hsw_aw_nnaws)
 -  Number of accidents at work by part of body injured and severity (hsw_aw_nbosv)
 -  Number of accidents at work by type of injury and severity (hsw_aw_ninsv)
 -  Standardised incidence rate of accidents at work by economic activity, severity and sex (hsw_aw_inasx)
 -  Standardised incidence rate of accidents at work by economic activity, severity and age (hsw_aw_inaag)
 -  Standardised incidence rate of fatal accidents at work by Member State and age, excluding road traffic accidents an(...) (hsw_aw_fims)
 -  Standardised incidence rate of accidents at work by economic activity and size of enterprise (hsw_aw_inasz)
 -  Standardised incidence rate of accidents at work by economic activity and employment status (hsw_aw_inaws)
 -  Indicators on health and safety at work (hsw_ind)
-  Causes and circumstances of accidents at work (ESAW Phase III) (hsw_acc_esaw3)
 -  Number of accidents at work by contact - mode of injury, economic activity, sex, age and severity (hsw_aw_co1)
 -  Incidence rate of accidents at work by contact - mode of injury, economic activity, sex, age and severity (hsw_aw_co2)
 -  Percentage distribution of accidents at work by contact - mode of injury, economic activity, sex, age and severity (hsw_aw_co3)
 -  Number of accidents at work by deviation, economic activity, sex, age and severity (hsw_aw_de1)
 -  Incidence rate of accidents at work by deviation, economic activity, sex, age and severity (hsw_aw_de2)
 -  Percentage distribution of accidents at work by deviation, economic activity, sex, age and severity (hsw_aw_de3)











-  ZIP Number of accidents at work by material agent of deviation, economic activity, sex, age and severity (hsw_aw_mad1)
-  ZIP Incidence rate of accidents at work by material agent of deviation, economic activity, sex, age and severity (hsw_aw_mad2)
-  ZIP Percentage distribution of accidents at work by material agent of deviation, economic activity, sex, age and severity (hsw_aw_mad3)
-  ZIP Number of accidents at work by material agent of specific physical activity, economic activity, sex, age and severity (hsw_aw_maa1)
-  ZIP Incidence rate of accidents at work by material agent of specific physical activity, economic activity, sex, age and (...) (hsw_aw_maa2)
-  ZIP Percentage distribution of accidents at work by material agent of specific physical activity, economic activity, se(...) (hsw_aw_maa3)
-  ZIP Number of accidents at work by material agent of contact - mode of injury, economic activity, sex, age and severity (hsw_aw_mac1)
-  ZIP Incidence rate of accidents at work by material agent of contact - mode of injury, economic activity, sex, age and (...) (hsw_aw_mac2)
-  ZIP Percentage distribution of accidents at work by material agent of contact - mode of injury, economic activity, sex,(...) (hsw_aw_mac3)
-  ZIP Number of accidents at work by specific physical activity, economic activity, sex, age and severity (hsw_aw_pa1)
-  ZIP Incidence rate of accidents at work by specific physical activity, economic activity, sex, age and severity (hsw_aw_pa2)
-  ZIP Percentage distribution of accidents at work by specific physical activity, economic activity, sex, age and severity (hsw_aw_pa3)
-  ZIP Number of accidents at work by working environment, economic activity, sex, age and severity (hsw_aw_we1)
-  ZIP Incidence rate of accidents at work by working environment, economic activity, sex, age and severity (hsw_aw_we2)
-  ZIP Percentage distribution of accidents at work by working environment, economic activity, sex, age and severity (hsw_aw_we3)
-  ZIP Number of accidents at work by working process, economic activity, sex, age and severity (hsw_aw_wp1)
-  ZIP Incidence rate of accidents at work by working process, economic activity, sex, age and severity (hsw_aw_wp2)
-  ZIP Percentage distribution of accidents at work by working process, economic activity, sex, age and severity (hsw_aw_wp3)
-  ZIP Number of accidents at work by type of workstation, economic activity, sex, age and severity (hsw_aw_ws1)
-  ZIP Incidence rate of accidents at work by type of workstation, economic activity, sex, age and severity (hsw_aw_ws2)
-  ZIP Percentage distribution of accidents at work by type of workstation, economic activity, sex, age and severity (hsw_aw_ws3)

 Accidents at work and other work-related health problems (source LFS) (hsw_apex)








 Accidents at work (hsw_ac)

-  ZIP Persons reporting an accident at work by sex, age and educational attainment (hsw_ac1)
-  ZIP Persons reporting an accident at work resulting in sick leave by sex, age and educational attainment (hsw_ac2)
-  ZIP Persons reporting an accident at work resulting in sick leave by period off work (hsw_ac3)
-  ZIP Persons reporting a road traffic accident (hsw_ac4)
-  ZIP Persons reporting an accident at work by sex, age and NACE Rev. 1.1 activity (hsw_ac5a)

-  Persons reporting an accident at work by sex, age and NACE Rev. 2 activity (hsw_ac5b)
-  Persons reporting an accident at work resulting in sick leave by sex, age and NACE Rev. 1.1 activity (hsw_ac6a)
-  Persons reporting an accident at work resulting in sick leave by sex, age and NACE Rev. 2 activity (hsw_ac6b)
-  Persons reporting an accident at work by sex, age and occupation (hsw_ac7)
-  Persons reporting an accident at work by sex, age and professional status (hsw_ac8)
-  Persons reporting an accident at work by sex, age and size of enterprise (hsw_ac9)
-  Persons reporting an accident at work by sex and full-time/part-time employment (hsw_ac10)
-  Persons reporting an accident at work by sex and atypical working time (hsw_ac11)
-  Work-related health problems (hsw_pb)
 -  Persons reporting a work-related health problem by sex, age and educational attainment (hsw_pb1)
 -  Persons reporting a work-related health problem resulting in sick leave by sex, age and educational attainment (hsw_pb2)
 -  Persons reporting a work-related health problem resulting in sick leave by period off work (hsw_pb3)
 -  Persons reporting a work-related health problem resulting in limitations of daily activities (hsw_pb4)
 -  Persons reporting a work-related health problem by sex, age and type of problem (hsw_pb5)
 -  Persons reporting a work-related health problem by sex, age and NACE Rev. 1.1 activity (hsw_pb6a)
 -  Persons reporting a work-related health problem by sex, age and NACE Rev. 2 activity (hsw_pb6b)
 -  Persons reporting a work-related health problem by sex, age and occupation (hsw_pb7)
 -  Persons reporting a work-related health problem by sex, age and professional status (hsw_pb8)
 -  Persons reporting a work-related health problem by sex, age and size of enterprise (hsw_pb9)
 -  Persons reporting a work-related health problem by sex, age and full-time/part-time employment (hsw_pb10)
-  Exposure to risk factors for physical health and mental well-being (hsw_exp)
 -  Persons reporting exposure to factors that can adversely affect mental well-being, by sex, age and education - % (hsw_exp1)
 -  Persons reporting exposure to risk factors that can adversely affect physical health by sex, age and educational at(...) (hsw_exp2)
 -  Persons reporting the mental factor they were most exposed to by type - % (hsw_exp3)
 -  Persons reporting exposure to risk factors that can adversely affect physical health by sex, age and factor (hsw_exp4)
 -  Persons reporting exposure to factors that can adversely affect mental well-being, by sex, age and economic activit(...) (hsw_exp5)
 -  Persons reporting exposure to risk factors that can adversely affect physical health by sex, age and NACE Rev. 1.1 (...) (hsw_exp6a)
 -  Persons reporting exposure to risk factors that can adversely affect physical health by sex, age and NACE Rev. 2 ac(...) (hsw_exp6b)
 -  Persons reporting exposure to factors that can adversely affect mental well-being, by sex, age and size of enterpri(...) (hsw_exp9)
 -  Persons reporting exposure to risk factors that can adversely affect physical health by sex, age and size of enterprise (hsw_exp10)
-  Work related health problems and accidental injuries - LFS 1999 (hsw_inj_pb)
 -  Accidental injuries (hsw_acc_inju)
 -  Accidental injuries at work in 1999, by sex (Unit: Percentage in each Member State) (hsw_ij_nuse)

-  ZIP Accidental injuries at work by severity and type of injury (Unit: Percentage in each Member State) (hsw_ij_svinj)
-  ZIP Accidental injuries at work by type of injury, work status after the accidental injury and age (Unit: Percentage fo(...)) (hsw_ij_inwsa)
-  ZIP Relative standardised incidence rate of accidental injuries at work by permanency of the job, length of service in (...) (hsw_ij_cln)
-  ZIP Relative standardised incidence rate of accidental injuries at work by educational attainment level and sex (mean r(...)) (hsw_ij_edse)
-  ZIP Relative incidence rate of accidental injuries at work by working hours, number of job contract, economic activity (...) (hsw_ij_hjnas)
-  ZIP Relative incidence rate of accidental injuries at work by occupation and economic activity of the employer (EU mean(...)) (hsw_ij_isna)
-  ZIP Relative incidence rate of accidental injuries at work by severity, permanency of the job, length of service in the(...) (hsw_ij_svcln)
-  ZIP Relative incidence rate of accidental injuries at work by severity, frequency of night work and age (EU mean rate =(...)) (hsw_ij_svnia)
-  ZIP Relative incidence rate of accidental injuries at work by severity, frequency of shift work and age (EU mean rate =(...)) (hsw_ij_svsha)
-  ZIP Relative incidence rate of accidental injuries at work by severity, working hours and sex (EU mean rate = 100 for e(...)) (hsw_ij_svhos)







Health problems (hsw_healthpb)

-  ZIP Work-related health problems in 1999, by sex (Unit: Percentage in each Member State) (hsw_hp_nuse)
-  ZIP Number of work-related health problems by diagnosis group, sex and number of complaints per victim (hsw_hp_disnu)
-  ZIP Number of work-related health problems by diagnosis group, severity, activity and employment status of the victim a(...) (hsw_hp_svdwa)
-  ZIP Standardised prevalence rate of work-related health problems by diagnosis group, economic activity of the employer (...) (hsw_hp_dinag)
-  ZIP Standardised prevalence rate of work-related health problems by severity, diagnosis group, economic activity of the(...) (hsw_hp_svdna)
-  ZIP Relative prevalence rate of work-related health problems by severity, diagnosis group, permanency of the job, lengt(...) (hsw_hp_svcln)
-  ZIP Relative prevalence rate of work-related health problems by severity, diagnosis group, occupation and economic acti(...) (hsw_hp_svdin)





Education and training (edtr)
















































Education (educ)

Thematic indicators - Progress towards the Lisbon objectives in education and training (educ_them_ind)











-  ZIP Teachers and trainers; age distributions - pupils to teachers ratio (educ_thpertch)
-  ZIP Mathematics, science and technology enrolments and graduates (educ_thflds)
-  ZIP Investments in education and training (educ_thexp)
-  ZIP Participation rates in education by age and sex (educ_thpar)
-  ZIP Foreign language learning (educ_thfrlan)
-  ZIP Student mobility (educ_thmob)































Education indicators - non-finance (educ_indic)





































-  ZIP Context (educ_igen)
-  ZIP Distribution of pupils/ Students by level (educ_ilev)
-  ZIP Participation/ Enrolment in education (ISCED 0-4) (educ_ipart)
-  ZIP Tertiary education participation (educ_itertp)

-  ZIP Participation/ Enrolment in education by sex (educ_ipart_s)
-  ZIP Tertiary education graduates (educ_itterc)
-  ZIP Teaching staff (educ_iteach)
-  ZIP Pupil/Student - teacher ratio and average class size (ISCED 1-3) (educ_iste)
-  ZIP Language learning (educ_ilang)
-  Indicators on education finance (educ_finance)
 -  ZIP Expenditure on education in current prices (educ_fiabs)
 -  ZIP Expenditure on education in constant prices (educ_fiexpc)
 -  ZIP Expenditure on education as % of GDP or public expenditure (educ_figdp)
 -  ZIP Expenditure on public educational institutions (educ_fipubin)
 -  ZIP Expenditure on public and private educational institutions (educ_fitotin)
 -  ZIP Financial aid to students (educ_fiaid)
 -  ZIP Funding of education (educ_fifunds)
-  Enrolments, graduates, entrants, personnel and language learning - absolute numbers (educ_isced97)
 -  ZIP Students by ISCED level, age and sex (educ_enr11t)
 -  ZIP Students by ISCED level, type of institution (private or public) and study intensity (full-time, part-time) (educ_enr1at)
 -  ZIP Students by ISCED level, study intensity (full-time, part-time) and sex (educ_enr1ad)
 -  ZIP Tertiary students (ISCED 5-6) by field of education and sex (educ_enr15)
 -  ZIP Students in tertiary education (ISCED 5-6) who are non-citizens, non-residents or with prior education from another(...) (educ_enr16)
 -  ZIP Foreign students in tertiary education (ISCED 5-6) by country of citizenship (educ_enr18)
 -  ZIP Graduates in ISCED 3 and 4 by age and sex (educ_grad2)
 -  ZIP Graduates in ISCED 5 and 6 by age and sex (educ_grad4)
 -  ZIP Graduations in ISCED 3 to 6 by field of education and sex (educ_grad5)
 -  ZIP New entrants to ISCED 3 to 6 by age and sex (educ_entr2t)
 -  ZIP Teachers (ISCED 0-4) and academic staff (ISCED 5-6) by age and sex (educ_pers1d)
 -  ZIP Teachers (ISCED 0-4) and academic staff (ISCED 5-6) by employment status (full-time, part-time, full-time equivalen(...) (educ_pers1t)
 -  ZIP Students in ISCED 1-3 by modern foreign language studied (educ_enrllng1)
 -  ZIP Students in ISCED 1-3 by number of modern foreign languages studied (educ_enrllng2)
-  Student mobility and foreign students in tertiary education (educ_mo)
 -  Mobile students (educ_momo)
 -  ZIP Students from abroad by level of education and sex (educ_momo_gen)
 -  ZIP Students from abroad by level and field of education (educ_momo fld)
 -  ZIP Students from abroad by level of education and origin (educ_momo_orig)
 -  ZIP Graduates from abroad by level of education and sex (educ_momo_grd)
 -  ZIP Students going abroad by level of education and destination (educ_momo_dst)
 -  Foreign students (educ_mofo)
 -  ZIP Foreign students by level of education and sex (educ_mofo_gen)
 -  ZIP Foreign students by level and field of education (educ_mofo fld)
 -  ZIP Foreign students by level of education and country of origin (educ_mofo_orig)
 -  ZIP Foreign graduates by level of education and sex (educ_mofo_grd)
 -  ZIP Foreign students by level of education and country of destination (educ_mofo_dst)
-  EU region (educ_regio)
 -  ZIP Number of students by level of education, orientation, sex and NUTS 2 regions (educ_renrllrg1)
 -  ZIP Number of students by age, sex and NUTS 2 regions (educ_renrllrg3)
 -  ZIP Education indicators by NUTS 2 regions (educ_regind)
-  Lifelong learning (trng)
 -  Lifelong learning - LFS data (trng_lfs)































- Main indicators on lifelong learning - LFS data from 1992 onwards (trng_lfs_main)
 - Participation rate in education and training (last 4 weeks) by sex and age (trng_lfse_01)
 - Participation rate in education and training (last 4 weeks) by sex and labour status (trng_lfse_02)
 - Participation rate in education and training (last 4 weeks) by sex and educational attainment level (trng_lfse_03)
 - Participation rate in education and training (last 4 weeks) by NUTS 2 regions (trng_lfse_04)
- Lifelong learning - detailed LFS data from 2004 onwards (trng_lfs_det)
 - Participation in lifelong learning of population aged 18+ (trng_lfs_det1)
 - Participation rate in education and training (last 4 weeks) by sex and age (trng_lfs_01)
 - Participation rate in education and training (last 4 weeks) by sex, age and educational attainment level (trng_lfs_02)
 - Participation rate in education and training (last 4 weeks) by sex, age and labour status (trng_lfs_03)
 - Participation rate in education and training (last 4 weeks) by sex, age and citizenship (trng_lfs_12)
 - Participation rate in education and training (last 4 weeks) by sex, age and country of birth (trng_lfs_13)
 - Participation rate in education and training (last 4 weeks) by sex, age and degree of urbanisation (trng_lfs_14)
 - Participation in lifelong learning of employed persons aged 18+ (trng_lfs_det2)
 - Participation rate in education and training (last 4 weeks) by sex, age and occupation (trng_lfs_04)
 - Participation rate in education and training (last 4 weeks) by sex, age and permanency of the job (trng_lfs_05)
 - Participation rate in education and training (last 4 weeks) by sex, age and full-time/part-time employment (trng_lfs_06)
 - Participation rate in education and training (last 4 weeks) by sex, age and size of the local unit (trng_lfs_07)
 - Participation rate in education and training (last 4 weeks) by sex, age and NACE Rev. 1.1 (trng_lfs_08a)
 - Participation rate in education and training (last 4 weeks) by sex, age and NACE Rev. 2 (trng_lfs_08b)
 - Participation in lifelong learning of population aged 15+, by type of education (trng_lfs_det3)
 - Participation rate in education and training (last 4 weeks) by type, sex and age (trng_lfs_09)
 - Participation rate in education and training (last 4 weeks) by type, sex, age and educational attainment level (trng_lfs_10)
 - Participation rate in education and training (last 4 weeks) by type, sex, age and labour status (trng_lfs_11)
- Adult Education Survey (trng_aes)
 - Participation in education and training (trng_aes_001)
 - Participation rate in education and training by sex (trng_aes_100)
 - Participation rate in education and training by age groups (trng_aes_101)
 - Participation rate in education and training by highest level of education attained (trng_aes_102)
 - Participation rate in education and training by labour status (trng_aes_103)
 - Participation rate in education and training by occupation (trng_aes_104)
 - Participation rate in employer-sponsored learning activities by sex (trng_aes_120)
 - Participation rate in employer-sponsored learning activities by age group (trng_aes_121)
 - Participation rate in employer-sponsored learning activities by highest level of education attained (trng_aes_122)





























-  Participation rate in employer-sponsored learning activities by labour status (trng_aes_123)
-  Participation rate in employer-sponsored learning activities by occupation (trng_aes_124)
-  Mean instruction hours spent by participant on education and training by age groups (trng_aes_147)
-  Mean instruction hours spent by participant on education and training by highest level of education attained (trng_aes_148)
-  Mean instruction hours spent by participant on education and training by labour status (trng_aes_149)
-  Mean instruction hours spent by participant on education and training by occupation (trng_aes_150)
-  Mean instruction hours spent by participant on education and training by sex (trng_aes_151)
-  Characteristics of education and training activities (trng_aes_002)
 -  Distribution of job-related education and training activities by field (trng_aes_166)
 -  Distribution of non-formal education and training activities by provider (trng_aes_170)
 -  Share of total instruction hours in education and training activities by field (trng_aes_173)
 -  Share of job-related learning activities among the non-formal education and training, by sex (trng_aes_188)
 -  Share of job-related learning activities among the non-formal education and training, by age group (trng_aes_189)
 -  Share of job-related learning activities among the non-formal education and training, by highest level of education(...) (trng_aes_190)
-  Obstacles and access to information (trng_aes_003)
 -  Distribution of the will to participate, or participate more, in lifelong learning (trng_aes_175)
 -  Reasons for not participating in lifelong learning, by sex (trng_aes_195)
 -  Reasons for not participating in lifelong learning, by age group (trng_aes_196)
 -  Reasons for not participating in lifelong learning, by by highest level of education (trng_aes_197)
 -  Obstacles to participation in lifelong learning, by sex (trng_aes_176)
 -  Obstacles to participation in lifelong learning, by age group (trng_aes_177)
 -  Obstacles to participation in lifelong learning, by highest level of education (trng_aes_178)
 -  Main obstacle to participation in lifelong learning (trng_aes_179)
 -  Type of obstacles reported as the most important by age groups (trng_aes_180)
 -  Type of obstacles reported as the most important by highest level of education attained (trng_aes_181)
 -  Access to information on learning possibilities, by type of learning and sex (trng_aes_182)
 -  Access to information on learning possibilities, by type of learning and age group (trng_aes_183)
 -  Access to information on learning possibilities, by type of learning and highest level of education (trng_aes_184)
 -  Access to information on learning possibilities by type of participation in education and training (trng_aes_185)
 -  Result of the search for information on learning possibilities (trng_aes_186)
 -  Distribution of sources to look for information on learning possibilities (trng_aes_187)
-  Continuing Vocational Training (trng_cvts)
 -  Training/non training enterprises by NACE Rev.2 (trng_cvts_entn)
 -  Training enterprises as % of all enterprises, by type of training and NACE Rev. 2 (trng_cvts01)
 -  Enterprises providing any other form of training as % of all enterprises, by form of training and NACE Rev. 2 (trng_cvts03)
 -  Percentage of all enterprises providing CVT courses, by type of course and NACE Rev. 2 (trng_cvts05)

-  Enterprises which establish the training needs of their personnel as % of training enterprises, by NACE Rev. 2 (trng_cvts07)
-  Enterprises where there was an impact of public measures on their CVT plans as a % for all training enterprises, by(...) (trng_cvts09)
-  Training enterprises: % of reasons having an influence on the scope of the enterprise's CVT activities, by NACE Rev. 2 (trng_cvts10)
-  Share of training hours spent on health and safety at work, by NACE Rev. 2 (trng_cvts11)
-  Percentage of enterprises having a training planning and/or budget, by NACE Rev. 2 (trng_cvts12)
-  Training/non training enterprises by size class (trng_cvts_ents)
 -  Training enterprises as % of all enterprises, by type of training and size class (trng_cvts02)
 -  Enterprises providing any other form of training as % of all enterprises, by form of training and size class (trng_cvts04)
 -  Percentage of all enterprises providing CVT courses, by type of course and size class (trng_cvts06)
 -  Percentage of all non-training enterprises, by reason for not providing CVT and size class (trng_cvts08)
 -  Enterprises evaluating the effect of CVT courses as % of training enterprises, by size class (trng_cvts18)
 -  Enterprises which assess the future skills needs of the enterprise as a % of training enterprises by size class (trng_cvts24)
 -  Enterprises which establish the training needs of their personnel as % of training enterprises by size class (trng_cvts26)
 -  Enterprises where there was an impact of public measures on their CVT plans as a % for all training enterprises by (...) (trng_cvts30)
 -  Training enterprises: % of reasons having an influence on the scope of the enterprise's CVT activities by size class (trng_cvts38)
 -  Share of training hours spent on health and safety at work, by size class (trng_cvts92)
 -  Percentage of enterprises having a training planning and/or budget, by size class (trng_cvts96)
-  Participants in CVT courses by NACE Rev.2 (trng_cvts_partn)
 -  Percentage of employees (all enterprises) participating in CVT courses, by NACE Rev. 2 (trng_cvts13)
 -  Percentage of employees (only enterprises with CVT courses) participating in CVT courses, by NACE Rev. 2 (trng_cvts14)
 -  Participants in other form of CVT as a percentage of employees in all enterprises, by type of training and NACE Rev. 2 (trng_cvts15)
-  Participants in CVT courses by size class and sex (trng_cvts_part)
 -  Percentage of employees (all enterprises) participating in CVT courses, by sex and size class (trng_cvts42)
 -  Percentage of employees (only enterprises with CVT courses) participating in CVT courses, by sex and size class (trng_cvts46)
 -  Participants in other form of CVT as a percentage of employees in all enterprises by size class and type of training (trng_cvts50)
-  Costs of CVT courses by NACE Rev.2 (trng_cvts_costn)
 -  Cost of CVT courses as % of total labour cost (all enterprises), by type of cost and NACE Rev. 2 (trng_cvts16)
 -  Cost of CVT courses per participant, by type of cost and NACE Rev. 2 (trng_cvts17)
 -  Cost of CVT courses per training hour, by type of cost and NACE Rev. 2 (trng_cvts19)
 -  Cost of CVT courses per employee (all enterprises), by type of cost and NACE Rev. 2 (trng_cvts20)






















































-  Cost of CVT courses per employee (only enterprises with CVT courses), by type of cost and NACE Rev. 2 (trng_cvts21)
-  Costs of CVT courses by size class (trng_cvts_cost)
 -  Cost of CVT courses as % of total labour cost (all enterprises), by type of cost and size class (trng_cvts54)
 -  Cost of CVT courses per participant, by type of cost and size class (trng_cvts56)
 -  Cost of CVT courses per training hour, by type of cost and size class (trng_cvts58)
 -  Structure of costs of CVT courses per employee in enterprises with CVT courses (PPS) (trng_cvts59)
 -  Structure of costs of CVT courses per participant (PPS) (trng_cvts60)
 -  Cost of CVT courses per employee (all enterprises), by type of cost and size class (trng_cvts62)
 -  Cost of CVT courses per employee (only enterprises with CVT courses), by type of cost and size class (trng_cvts64)
-  Hours spent on CVT courses by sex and NACE Rev.2 (trng_cvts_hourn)
 -  Hours in CVT courses per participant and NACE Rev. 2 (trng_cvts22)
 -  Percentage of the total hours in CVT courses, by type of course and NACE Rev. 2 (trng_cvts23)
 -  Hours in CVT courses per employee (all enterprises) and NACE Rev. 2 (trng_cvts25)
 -  Hours in CVT courses per employee (CVT enterprises) and NACE Rev. 2 (trng_cvts27)
 -  Hours in CVT courses per 1 000 hours worked (all enterprises), by NACE Rev. 2 (trng_cvts28)
 -  Hours in CVT courses per 1 000 hours worked (only enterprises with CVT courses), by NACE Rev. 2 (trng_cvts29)
-  Hours spent on CVT courses by sex and size class (trng_cvts_hour)
 -  Hours in CVT courses per participant, by size class (trng_cvts66)
 -  Percentage of the total hours in CVT courses, by type of course and size class (trng_cvts70)
 -  Hours in CVT courses per employee (all enterprises), by size class (trng_cvts72)
 -  Hours in CVT courses per employee (CVT enterprises), by size class (trng_cvts74)
 -  Hours in CVT courses per 1 000 hours worked (all enterprises), by size class (trng_cvts76)
 -  Hours in CVT courses per 1 000 hours worked (only enterprises with CVT courses), by size class (trng_cvts78)
-  Percentage of enterprises providing IVT by size class (trng_cvts86)
-  Past series on lifelong learning and continuing vocational training (trng_h)
-  Past series on lifelong learning - reference year 2007 (trng_aes_007h)
 -  Participation rate in education and training by degree of urbanisation (trng_aes_105)
 -  Distribution of reasons of participation in non-formal education and training (trng_aes_016)
 -  Distribution of reasons of participation in non-formal education and training, by sex (trng_aes_142)
 -  Distribution of reasons of participation in non-formal education and training, by age group (trng_aes_143)
 -  Distribution of reasons of participation in non-formal education and training, by highest level of education and tra(...) (trng_aes_144)
-  Costs of participation in education and training (trng_aes_018)
 -  Mean amount of money spent by participant on education and training by age groups (trng_aes_157)
 -  Mean amount of money spent by participant on education and training by highest level of education attained (trng_aes_158)
 -  Mean amount of money spent by participant on education and training by labour status (trng_aes_159)
 -  Mean amount of money spent by participant on education and training by occupation (trng_aes_160)




























- ZIP Distribution of education and training activities by field (trng_aes_165)
- Informal learning (trng_aes_004)
 - ZIP Participation rate in informal learning by learning form and sex (trng_aes_200)
 - ZIP Participation rate in informal learning by learning form and age group (trng_aes_201)
 - ZIP Participation rate in informal learning by learning form and highest level of education attained (trng_aes_202)
 - ZIP Participation rate in informal learning by learning form and labour status (trng_aes_203)
 - ZIP Participation rate in informal learning by learning form and occupation (trng_aes_204)
 - ZIP Participation rate in informal learning by learning form and degree of urbanisation (trng_aes_205)
- Past series on lifelong learning - reference year 2003 (trng_aes_005)
 - Any training activities (trng_any)
 - ZIP Participation in any learning activities by age and sex (trng_any1)
 - ZIP Participation in any learning activities by educational attainment and working status (trng_any2)
 - ZIP Participation in any learning activities by degree of urbanisation (trng_any3)
 - ZIP Participation in any learning activities by economic activity (trng_any4)
 - ZIP Participation in any learning activities by size of the local unit (trng_any5)
 - ZIP Participation in any learning activities by occupation (trng_any6)
 - Formal education (trng_fed)
 - ZIP Participation in formal education by age and sex (trng_fed1)
 - ZIP Participation in formal education by educational attainment and working status (trng_fed2)
 - ZIP Participation in formal education by degree of urbanisation (trng_fed3)
 - ZIP Participation in formal education by sex and working status (trng_fed6)
 - ZIP Fields of study in formal education by sex and working status (trng_fed8)
 - Non formal education and training (trng_nfe)
 - ZIP Participation in non-formal education/training by age and sex (trng_nfe1)
 - ZIP Participation in non-formal education/training by number of activities (trng_nfe2)
 - ZIP Participation in non-formal education/training by educational attainment and working status (trng_nfe3)
 - ZIP Participation in non-formal education/training by degree of urbanisation (trng_nfe4)
 - ZIP Participation in job-related non-formal education/training by size of the local unit (trng_nfe5)
 - ZIP Participation in non-formal education/training by main reason for participating in the taught activity (trng_nfe6)
 - ZIP Participation in non-formal taught activity within (or not) paid working hours (trng_nfe7)
 - ZIP Participation in non-formal education/training by number of taught activities, age and sex (trng_nfe8)
 - ZIP Participation in non-formal education/training by number of taught activities, sex and working status (trng_nfe9)
 - ZIP Participation of employed persons in non-formal education/training by sex and occupation (trng_nfe11)
 - ZIP Participation of employed persons in non-formal education/training by sex and economic activity (trng_nfe12)
 - ZIP Mean volume of hours per employed participant in non-formal learning by sex and economic activity (trng_nfe13)
 - ZIP Mean volume of hours per participant in non-formal education/training by age and sex (trng_nfe14)
 - ZIP Mean volume of hours per participant in non-formal education/training by sex and working status (trng_nfe15)
 - ZIP Mean volume of hours per employed participant in non-formal education/training by sex and occupation (trng_nfe16)
































-  Mean volume of hours per participant in non-formal education/training by field of learning (trng_nfe18)
-  Participation of employed persons in non-formal education/training activities on foreign languages and computers, b(...) (trng_nfe21)
-  Participation of employed persons in non-formal education/training by field of study, sex and economic activity (trng_nfe23)
-  Participation in non-formal taught activities within (or not) paid hours by sex and working status (trng_nfe25)
-  Informal learning (trng_inf)
 -  Participation in informal learning by age and sex (trng_inf1)
 -  Participation in informal learning by educational attainment and working status (trng_inf2)
 -  Participation in informal learning by degree of urbanisation (trng_inf3)
 -  Self studying (with printed materials) participants by age and sex (trng_inf4)
 -  Self studying (with printed materials) participants by educational attainment and working status (trng_inf5)
 -  Computer based learning participants by age and sexe (trng_inf6)
 -  Computer based learning participants by educational attainment and working status (trng_inf7)
 -  Participants studying by making use of educational broadcasting by age and sex (trng_inf8)
 -  Participants studying by making use of educational broadcasting by educational attainment and working status (trng_inf9)
 -  Participants studying in libraries or learning centres by age and sex (trng_inf10)
 -  Participants studying in libraries or learning centres by educational attainment and working status (trng_inf11)
-  Continuing Vocational Training - reference year 2005 (trng_cvts3)
 -  Training/non training enterprises by NACE Rev. 1.1 (trng_cvts3_entn)
 -  Training enterprises as % of all enterprises, by type of training and NACE Rev. 1.1 (trng_cvts3_01)
 -  Enterprises providing any other form of training as % of all enterprises, by form of training and NACE Rev. 1.1 (trng_cvts3_03)
 -  Percentage of all enterprises providing CVT courses, by type of course and NACE Rev. 1.1 (trng_cvts3_05)
 -  Percentage of all non-training enterprises, by reason for not providing CVT and NACE Rev. 1.1 (trng_cvts3_07)
 -  Enterprises with a training plan including CVT as % of training enterprises by NACE Rev. 1.1 (trng_cvts3_09)
 -  Enterprises with a training budget including provision for CVT as % of training enterprises by NACE Rev. 1.1 (trng_cvts3_11)
 -  Enterprises with a training centre used exclusively or partly for CVT as % of training enterprises, by type of trai(...) (trng_cvts3_13)
 -  Enterprises with an agreement on CVT as % of training enterprises by NACE Rev. 1.1 (trng_cvts3_15)
 -  Enterprises evaluating the effect of CVT courses as % of training enterprises, by NACE Rev. 1.1 (trng_cvts3_17)
 -  Percentage of training enterprises having a specific person or unit responsible for training by NACE Rev. 1.1 (trng_cvts3_19)
 -  Percentage of training enterprises making use of an External advisory service by NACE Rev. 1.1 (trng_cvts3_21)
 -  Enterprises who assess the future skills needs of the enterprise as a % of training enterprises by NACE Rev. 1.1 (trng_cvts3_23)

-  Enterprises who establish the training needs of their personnel as % of training enterprises by NACE Rev. 1.1 (trng_cvts3_25)
-  Enterprises where there was an impact of public measures on their CVT plans as a % for all training enterprises by (...) (trng_cvts3_29)
-  Training enterprises: % of reasons having an influence on the scope of the enterprise's CVT activities by NACE Rev. 1.1 (trng_cvts3_37)
-  Percentage enterprises with specific categories of person employed or persons employed with specific contract types(...) (trng_cvts3_39)
-  Training/non training enterprises by size class (trng_cvts3_ents)
 -  Enterprises with a training plan including CVT as % of training enterprises by size class (trng_cvts3_10)
 -  Enterprises with a training budget including provision for CVT as % of training enterprises by size class (trng_cvts3_12)
 -  Enterprises with a training centre used exclusively or partly for CVT as % of training enterprises, by type of trai(...) (trng_cvts3_14)
 -  Enterprises with an agreement on CVT as % of training enterprises by size class (trng_cvts3_16)
 -  Percentage of training enterprises having a specific person or unit responsible for training by size class (trng_cvts3_20)
 -  Percentage of training enterprises making use of an External advisory service by size class (trng_cvts3_22)
 -  Percentage enterprises with specific categories of person employed or persons employed with specific contract types(...) (trng_cvts3_40)
-  Participants in CVT courses by NACE Rev. 1.1, size class and sex (trng_cvts3_part)
 -  Percentage of employees (all enterprises) participating in CVT courses, by NACE Rev. 1.1 and age (trng_cvts3_43)
 -  Percentage of employees (all enterprises) participating in CVT courses, by size class and age (trng_cvts3_44)
 -  Percentage of employees (only enterprises with CVT courses) participating in CVT courses, by sex and NACE Rev. 1.1 (trng_cvts3_45)
 -  Percentage of employees (only enterprises with CVT courses) participating in CVT courses, by age and NACE Rev. 1.1 (trng_cvts3_47)
 -  Percentage of employees (only enterprises with CVT courses) participating in CVT courses, by age and size class (trng_cvts3_48)
 -  Participants in other form of CVT as a percentage of employees in all enterprises by NACE Rev. 1.1 and type of training (trng_cvts3_49)
 -  Participants in other forms of CVT as a % of employees in CVT other form enterprises by NACE Rev. 1.1 (trng_cvts3_51)
 -  Participants in other forms of CVT as a % of employees in CVT other form enterprises by size class (trng_cvts3_52)
 -  Percentage of employees (all enterprises) participating in CVT courses, by sex and NACE Rev. 1.1 (trng_cvts3_41)
-  Costs of CVT courses by NACE Rev. 1.1 and size class (trng_cvts3_cost)
 -  Cost of CVT courses as % of total labour cost (all enterprises), by type of cost and NACE Rev. 1.1 (trng_cvts3_53)
 -  Cost of CVT courses per participant, by type of cost and NACE Rev. 1.1 (trng_cvts3_55)
 -  Cost of CVT courses per training hour, by type of cost and NACE Rev. 1.1 (trng_cvts3_57)
 -  Cost of CVT courses per employee (all enterprises), by type of cost and NACE Rev. 1.1 (trng_cvts3_61)
 -  Cost of CVT courses per employee (only enterprises with CVT courses), by type of cost and NACE Rev. 1.1 (trng_cvts3_63)


































- 📁 Hours spent on CVT courses by NACE Rev. 1.1, size class and sex (trng_cvts3_hour)
 - 🔍 ZIP Hours in CVT courses per participant, by sex and NACE Rev. 1.1 (trng_cvts3_65)
 - 🔍 ZIP Percentage of the total hours in external CVT courses, by training provider and NACE Rev. 1.1 (trng_cvts3_67)
 - 🔍 ZIP Percentage of the total hours in external CVT courses, by training provider and size class (trng_cvts3_68)
 - 🔍 ZIP Percentage of the total hours in CVT courses, by type of course and NACE Rev. 1.1 (trng_cvts3_69)
 - 🔍 ZIP Hours in CVT courses per employee (all enterprises), by sex and NACE Rev. 1.1 (trng_cvts3_71)
 - 🔍 ZIP Hours in CVT courses per employee (CVT enterprises), by sex and NACE Rev. 1.1 (trng_cvts3_73)
 - 🔍 ZIP Hours in CVT courses per 1 000 hours worked (all enterprises), by NACE Rev. 1.1 (trng_cvts3_75)
 - 🔍 ZIP Hours in CVT courses per 1 000 hours worked (only enterprises with CVT courses), by NACE Rev. 1.1 (trng_cvts3_77)
 - 🔍 ZIP Percentage of the total hours in CVT courses, by field of training and NACE Rev. 1.1 (trng_cvts3_79)
 - 🔍 ZIP Percentage of the total hours in CVT courses, by field of training and size class (trng_cvts3_80)
- 📁 IVT related indicators (trng_cvts3_ivt)
 - 🔍 ZIP Percentage of enterprises providing IVT by NACE Rev. 1.1 (trng_cvts3_85)
 - 🔍 ZIP Percentage of IVT participants to persons employed in all enterprises by NACE Rev. 1.1 (trng_cvts3_87)
 - 🔍 ZIP Percentage of IVT participants to persons employed all enterprises by size class (trng_cvts3_88)
 - 🔍 ZIP Percentage of IVT participants to persons employed in IVT enterprises by NACE Rev. 1.1 (trng_cvts3_89)
 - 🔍 ZIP Percentage of IVT participants to persons employed in IVT enterprises by size class (trng_cvts3_90)
- 📁 Continuing Vocational Training - reference year 1999 (trng_cvts2)
 - 📁 Training/non training enterprises by NACE (trng_entn)
 - 🔍 ZIP Training enterprises as % of all enterprises, by type of training and NACE Rev 1.1 (trng_ent03n)
 - 🔍 ZIP Enterprises providing any other form of training as % of all enterprises, by form of training and NACE Rev 1.1 (trng_ent03bn)
 - 🔍 ZIP Percentage of enterprises providing any other form of training, by form of training and NACE Rev 1.1 (trng_ent03an)
 - 🔍 ZIP Percentage of all enterprises providing CVT courses, by type of course and NACE Rev 1.1 (trng_ent04n)
 - 🔍 ZIP Percentage of all non-training enterprises, by reason for not providing CVT and NACE Rev 1.1 (trng_ent05n)
 - 🔍 ZIP Enterprises assessing their future manpower and/or skill needs as % of all enterprises, by type of training and NAC(...) (trng_ent06n)
 - 🔍 ZIP Enterprises assessing the skills and training needs of employees as % of all enterprises, by type of training, type(...) (trng_ent07n)
 - 🔍 ZIP Percentage of enterprises with or without the need to obtain or develop new skills in the period 1997-1999 by NACE (...) (trng_ent08n)
 - 🔍 ZIP Enterprises that needed to obtain or develop new skills in the period 1997-1999 by NACE Rev 1.1 and by the main way(...) (trng_ent08an)




































-   Enterprises with a training plan including CVT as % of all enterprises, by type of training and NACE Rev 1.1 (trng_ent09n)
-   Percentage of enterprises with a training plan including CVT, by reason for having this plan, by type of training a(...) (trng_ent10n)
-   Percentage of enterprises without a training plan including CVT, by reason for not having this plan, by type of tra(...) (trng_ent11n)
-   Enterprises with a training budget including provision for CVT as % of all enterprises, by type of training and NACE (trng_ent12n)
-   Enterprises with a training centre used exclusively or partly for CVT as % of all enterprises, by type of training (...) (trng_ent13n)
-   Enterprises with an agreement on CVT as % of all enterprises, by type of training, type of agreement and NACE (trng_ent14n)
-   Enterprises evaluating the effect of CVT courses as % of all enterprises providing CVT courses, by NACE (trng_ent15n)
-   Percentage of enterprises evaluating the effect of CVT courses, by type of evaluation and NACE (trng_ent16n)
-   Percentage of enterprises not evaluating the effect of CVT courses, by reason for not evaluating and NACE (trng_ent17n)
-   Percentage of enterprises undergoing technological or structural changes by NACE (trng_ent18n)
-   Percentage of enterprises providing CVT in 1997 and 1998 by NACE CVT (trng_ent19n)
-   Enterprises with planned provision of CVT in 2000/2001 by NACE and type of training (%) (trng_ent20n)
-   Enterprises that changed their approach towards CVT in 1999 compared to 1997 and 1998 by subject and type of change (%) (trng_ent21)
-   Enterprises providing CVT courses by percentage of participation of employees, by NACE and occupational group (%) (trng_ent22n)
-   Enterprises providing CVT courses, by type of contribution to collective funding arrangements (%) (trng_ent23)
-   Enterprises providing CVT courses, by type of receipt from collective funding arrangements (%) (trng_ent24)
-   Enterprises providing CVT courses, by particular population category (%) (trng_ent25)
-   Enterprises providing 'other forms' of training, by form of training and occupational group (%) (trng_ent26)
-  Training/non training enterprises by size class (trng_ents)
 -   Training enterprises as % of all enterprises, by type of training and size class (trng_ent03s)
 -   Percentage of enterprises providing any other form of training, by form of training and size class (trng_ent03as)
 -   Enterprises providing any other form of training as % of all enterprises, by form of training and size class (trng_ent03bs)
 -   Percentage of all enterprises providing CVT courses, by type of course and size class (trng_ent04s)
 -   Percentage of all non-training enterprises, by reason for not providing CVT and size class (trng_ent05s)
 -   Enterprises assessing their future manpower and/or skill needs as % of all enterprises, by type of training and siz(...) (trng_ent06s)
 -   Enterprises assessing the skills and training needs of employees as % of all enterprises, by type of training, type(...) (trng_ent07s)
 -   Percentage of enterprises with or without the need to obtain or develop new skills in the period 1997-1999 by size class (trng_ent08s)










































-  Enterprises that needed to obtain or develop new skills in the period 1997-1999 by size and by the main ways used t(...) (trng_ent08as)
-  Enterprises with a training plan including CVT as % of all enterprises, by type of training and size class (trng_ent09s)
-  Percentage of enterprises with a training plan including CVT, by reason for having this plan, by type of training a(...) (trng_ent10s)
-  Percentage of enterprises without a training plan including CVT, by reason for not having this plan, by type of tra(...) (trng_ent11s)
-  Enterprises with a training budget including provision for CVT as % of all enterprises, by type of training and siz(...) (trng_ent12s)
-  Enterprises with a training centre used exclusively or partly for CVT as % of all enterprises, by type of training (...) (trng_ent13s)
-  Enterprises with an agreement on CVT as % of all enterprises, by type of training, by type of agreement and size class (trng_ent14s)
-  Enterprises evaluating the effect of CVT courses as % of all enterprises providing CVT courses, by NACE (trng_ent15s)
-  Percentage of enterprises evaluating the effect of CVT courses, by type of evaluation and size class (trng_ent16s)
-  Percentage of enterprises not evaluating the effect of CVT courses, by reason for not evaluating and size class (trng_ent17s)
-  Percentage of enterprises undergoing technological or structural changes by size class (trng_ent18s)
-  Percentage of enterprises providing CVT in 1997 and 1998 by size class (trng_ent19s)
-  Enterprises with planned provision of CVT in 2000/2001 by size and type of training (%) (trng_ent20s)
-  Enterprises providing CVT courses by percentage of participation of employees, by size class and occupational group (%) (trng_ent22s)
-  Participants in CVT courses by NACE, size class and sex (trng_part)
 -  Percentage of employees (all enterprises) participating in CVT courses, by sex and NACE Rev. 1.1 (trng_part01n)
 -  Percentage of employees (all enterprises) participating in CVT courses, by sex and size class (trng_part01s)
 -  Percentage of employees (only enterprises with CVT courses) participating in CVT courses, by sex and NACE Rev. 1.1 (trng_part02n)
 -  Percentage of employees (only enterprises with CVT courses) participating in CVT courses, by sex and size class (trng_part02s)
 -  Percentage of employees in enterprises with and without a joint CVT agreement participating in CVT courses, by NACE(...) (trng_part03n)
 -  Percentage of employees in enterprises with and without a joint CVT agreement participating in CVT courses, by size(...) (trng_part03s)
 -  Percentage of employees in enterprises with and without 'new technologies' participating in CVT courses, by NACE Re(...) (trng_part04n)
 -  Percentage of employees in enterprises with and without 'new technologies' participating in CVT courses, by size class (trng_part04s)
-  Costs of CVT courses by NACE and size class (trng_cost)
 -  Cost of CVT courses as % of total labour cost (all enterprises), by type of cost and NACE Rev. 1.1 (trng_cost01n)
 -  Cost of CVT courses as % of total labour cost (all enterprises), by type of cost and size class (trng_cost01s)
 -  Cost of CVT courses per participant, by type of cost and NACE Rev. 1.1 (trng_cost02n)


































-  ZIP Cost of CVT courses per participant, by type of cost and size class (trng_cost02s)
-  ZIP Cost of CVT courses per employee (only enterprises with CVT courses), by type of cost and NACE Rev. 1.1 (trng_cost03n)
-  ZIP Cost of CVT courses per employee (only enterprises with CVT courses), by type of cost and size class (trng_cost03s)
-  ZIP Cost of CVT courses per training hour, by type of cost and NACE Rev. 1.1 (trng_cost04n)
-  ZIP Cost of CVT courses per training hour, by type of cost and size class (trng_cost04s)
-  ZIP Percentage of direct cost of CVT courses, by type of direct cost (trng_cost05)
-  ZIP Structure of costs of CVT courses per employee in enterprises with CVT courses (PPS) (trng_cost07)
-  ZIP Structure of costs of CVT courses per participant (PPS) (trng_cost08)
-  ZIP Cost of CVT courses per employee (all enterprises), by type of cost and NACE Rev. 1.1 (trng_cost09n)
-  ZIP Cost of CVT courses per employee (all enterprises), by type of cost and size class (trng_cost09s)
-  Hours spent on CVT courses by NACE, size class and sex (trng_hour)
 -  ZIP Hours in CVT courses per participant, by sex and NACE Rev. 1.1 (trng_hour01n)
 -  ZIP Hours in CVT courses per participant, by sex and size class (trng_hour01s)
 -  ZIP Percentage of the total hours in external CVT courses, by training provider and NACE Rev. 1.1 (trng_hour03n)
 -  ZIP Percentage of the total hours in external CVT courses, by training provider and size class (trng_hour03s)
 -  ZIP Percentage of the total hours in CVT courses, by field of training and NACE Rev. 1.1 (trng_hour04n)
 -  ZIP Percentage of the total hours in CVT courses, by field of training and size class (trng_hour04s)
 -  ZIP Hours in CVT courses per employee (all enterprises), by sex and NACE Rev. 1.1 (trng_hour05n)
 -  ZIP Hours in CVT courses per employee (all enterprises), by sex and size class (trng_hour05s)
 -  ZIP Hours in CVT courses per 1 000 hours worked (all enterprises), by NACE Rev. 1.1 (trng_hour06n)
 -  ZIP Hours in CVT courses per 1 000 hours worked (all enterprises), by size class (trng_hour06s)
 -  ZIP Percentage of the total hours in CVT courses, by type of course and NACE Rev. 1.1 (trng_hour07n)
 -  ZIP Percentage of the total hours in CVT courses, by type of course and size class (trng_hour07s)
 -  ZIP Hours in CVT courses per 1 000 hours worked (only enterprises with CVT courses), by NACE Rev. 1.1 (trng_hour08n)
 -  ZIP Hours in CVT courses per 1 000 hours worked (only enterprises with CVT courses), by size class (trng_hour08s)
 -  ZIP Hours in CVT courses per employee in enterprises with and without a joint CVT agreement, by NACE Rev. 1.1 (trng_hour09n)
 -  ZIP Hours in CVT courses per employee in enterprises with and without a joint CVT agreement, by size class (trng_hour09s)
 -  ZIP Hours in CVT courses per employee in enterprises with and without 'new technologies', by NACE Rev. 1.1 (trng_hour10n)
 -  ZIP Hours in CVT courses per employee in enterprises with and without 'new technologies', by size class (trng_hour10s)
-  Employees in enterprises by NACE, size class and sex (trng_empl)
 -  ZIP Percentage of employees in all enterprises by type of training, sex and NACE Rev. 1.1 (trng_empl01n)

- ZIP Percentage of employees in all enterprises by type of training, sex and size class (trng_empl01s)
 - Educational attainment and outcomes of education (edat)
 - Educational attainment level: main indicators (edatm)
 - Population by educational attainment level - national data (edatm1)
 - ZIP Population with lower secondary education attainment by sex and age (edat_lfse_05)
 - ZIP Population with upper secondary education attainment by sex and age (edat_lfse_06)
 - ZIP Population with tertiary education attainment by sex and age (edat_lfse_07)
 - ZIP Population with upper secondary or tertiary education attainment by sex and age (edat_lfse_08)
 - Population by educational attainment level - regional data (edatm2)
 - ZIP Population aged 25-64 with lower secondary education attainment by sex and NUTS 2 regions (edat_lfse_09)
 - ZIP Population aged 25-64 with upper secondary education attainment by sex and NUTS 2 regions (edat_lfse_10)
 - ZIP Population aged 25-64 with tertiary education attainment by sex and NUTS 2 regions (edat_lfse_11)
 - ZIP Population aged 30-34 with tertiary education attainment by sex and NUTS 2 regions (edat_lfse_12)
 - ZIP Population aged 25-64 with upper secondary or tertiary education attainment by sex and NUTS 2 regions (edat_lfse_13)
 - Educational attainment level: detailed results (edata)
 - Population by educational attainment level (edata1)
 - ZIP Population by educational attainment level, sex and age (1 000) (edat_lfs_9901)
 - ZIP Population by educational attainment level, sex, age and labour status (1 000) (edat_lfs_9902)
 - ZIP Population, aged 15 to 74 years, by sex, age and participation in education or training (1 000) (lfsa_pgaied)
 - ZIP Population, aged 15 to 74 years, by sex, age and highest level of education attained (1 000) (lfsa_pgaed)
 - Distribution of the population by educational attainment level (edata2)
 - ZIP Population by educational attainment level, sex and age (%) (edat_lfs_9903)
 - ZIP Population by educational attainment level, sex, age and labour status (%) (edat_lfs_9904)
 - ZIP Population by educational attainment level, sex, age and citizenship (%) (edat_lfs_9911)
 - ZIP Population by educational attainment level, sex, age and country of birth (%) (edat_lfs_9912)
 - ZIP Population by educational attainment level, sex, age and degree of urbanisation (%) (edat_lfs_9913)
 - ZIP Employees by educational attainment level, sex, age and occupation (%) (edat_lfs_9905)
 - ZIP Employees by educational attainment level, sex, age and permanency of the job (%) (edat_lfs_9906)
 - ZIP Employees by educational attainment level, sex, age and full-time/part-time employment (%) (edat_lfs_9907)
 - ZIP Employees by educational attainment level, sex, age and size of the local unit (%) (edat_lfs_9908)
 - ZIP Employees by educational attainment level, sex, age and NACE Rev. 1.1 (%) (edat_lfs_9909)
 - ZIP Employees by educational attainment level, sex, age and NACE Rev. 2 (%) (edat_lfs_9910)
 - Labour status by educational attainment level (edata3)
 - ZIP Activity rates by sex, age and highest level of education attained (%) (lfsa_argaed)
 - ZIP Employment rates by sex, age and highest level of education attained (%) (lfsa_ergaed)
 - ZIP Unemployment rates by sex, age and highest level of education attained (%) (lfsa_urgaed)
 - ZIP Inactive population by sex, age and highest level of education attained (1 000) (lfsa_igaed)





































-  ZIP Employment by sex, age and highest level of education attained (1 000) (lfsa_egaed)
-  ZIP Employment by sex, occupation and highest level of education attained (1 000) (lfsa_egised)
-  ZIP Self-employment by sex, age and highest level of education attained (1 000) (lfsa_esgaed)
-  ZIP Employees by sex, age and highest level of education attained (1 000) (lfsa_eegaed)
-  ZIP Temporary employees by sex, age and highest level of education attained (1 000) (lfsa_etgaed)
-  ZIP Full-time and part-time employment by sex, age and highest level of education attained (1 000) (lfsa_epgaed)
-  ZIP Employed persons having a second job by sex and highest level of education attained (1 000) (lfsa_e2ged)
-  Transition from education to work, early leavers from education and training (edatt)
-  Young people by educational and labour status (incl. neither in employment nor in education and training - NEET) (edatt0)
 -  ZIP Population aged 15-34 by sex and age (1 000) (edat_lfse_17)
 -  ZIP Participation rate of young people in education and training by sex, age and labour status (incl. NEET rates) (edat_lfse_18)
 -  ZIP Participation rate of young people in formal education by sex, age and labour status (edat_lfse_19)
 -  ZIP Young people neither in employment nor in education and training by sex and age (NEET rates) (edat_lfse_20)
 -  ZIP Young people neither in employment nor in education and training by sex, age and citizenship (NEET rates) (edat_lfse_23)
 -  ZIP Young people neither in employment nor in education and training by sex, age and country of birth (NEET rates) (edat_lfse_28)
 -  ZIP Young people neither in employment nor in education and training by sex, age and educational attainment level (in %(...)) (edat_lfse_21)
 -  ZIP Young people neither in employment nor in education and training by sex and NUTS 2 regions (NEET rates) (edat_lfse_22)
 -  ZIP Young people neither in employment nor in education and training by sex, age and degree of urbanisation (NEET rates) (edat_lfse_29)
-  Early leavers from education and training (edatt1)
 -  ZIP Early leavers from education and training by sex and labour status (edat_lfse_14)
 -  ZIP Early leavers from education and training by sex and citizenship (edat_lfse_01)
 -  ZIP Early leavers from education and training by sex and country of birth (edat_lfse_02)
 -  ZIP Early leavers from formal education by sex and labour status (edat_lfse_15)
 -  ZIP Early leavers from education and training by sex and NUTS 2 regions (edat_lfse_16)
 -  ZIP Early leavers from education and training by sex and degree of urbanisation (edat_lfse_30)
-  Labour status of young people by years since completion of highest level of education (edatt2)
 -  ZIP Employment rates of young people not in education and training by sex, educational attainment level and years since(...) (edat_lfse_24)
 -  ZIP Employment rates of young people not in education and training by sex, educational attainment level, years since co(...) (edat_lfse_31)
 -  ZIP Employment rates of young people not in education and training by sex, educational attainment level, years since co(...) (edat_lfse_32)
 -  ZIP Unemployment rates of young people not in education and training by sex, educational attainment level and years since(...) (edat_lfse_25)
 -  ZIP Activity rates of young people not in education and training by sex, educational attainment level and years since c(...) (edat_lfse_26)
 -  ZIP Inactivity rates of young people not in education and training by sex, educational attainment level and years since(...) (edat_lfse_27)
-  LFS ad-hoc module 2009 - Entry of young people into the labour market (edatt3)
































-  Average age when leaving formal education by sex and educational attainment level for persons who left within the I(...) (edat_lfso_09t1)
 -  Average time between leaving formal education and starting the first job by age, sex and educational attainment lev(...) (edat_lfso_09t2)
 -  Employment rates by age, sex, educational attainment level and number of years after leaving formal education (edat_lfso_09t3)
-  LFS ad-hoc module 2000 - Entry of young people into the labour market (edatt4)
 -  Youth transitions from education to working life in Europe (in number of months) (edat_lfso_00t1)
 -  Employed in service sector and occupational status of recent school-leavers (edat_lfso_00t2)
 -  Young people's social origin, educational attainment level and labour outcomes in Europe (edat_lfso_00t3)
 -  Parents educational attainment level (edat_lfso_00t4)
 -  Job mismatches and their labour market effects among school-leavers in Europe (edat_lfso_00t5)
-  Language skills (edat_aes_l)
 -  Number of foreign languages known (edat_aes_l2)
 -  Number of foreign languages known (self-reported) by sex (edat_aes_l21)
 -  Number of foreign languages known (self-reported) by age (edat_aes_l22)
 -  Number of foreign languages known (self-reported) by educational attainment level (edat_aes_l23)
 -  Number of foreign languages known (self-reported) by labour status (edat_aes_l24)
 -  Number of foreign languages known (self-reported) by occupation (edat_aes_l25)
 -  Number of foreign languages known (self-reported) by degree of urbanisation (edat_aes_l26)
 -  Level of the best-known foreign language (edat_aes_l3)
 -  Level of the best-known foreign language (self-reported) by sex (edat_aes_l31)
 -  Level of the best-known foreign language (self-reported) by age (edat_aes_l32)
 -  Level of the best-known foreign language (self-reported) by educational attainment level (edat_aes_l33)
 -  Level of the best-known foreign language (self-reported) by labour status (edat_aes_l34)
 -  Level of the best-known foreign language (self-reported) by occupation (edat_aes_l35)
 -  Level of the best-known foreign language (self-reported) by degree of urbanisation (edat_aes_l36)
 -  Level of the foreign language reported as best-known in the country (edat_aes_l5)
 -  Level of the foreign language reported as best-known in the country (self-reported) by sex (edat_aes_l51)
 -  Level of the foreign language reported as best-known in the country (self-reported) by age (edat_aes_l52)
 -  Level of the foreign language reported as best-known in the country (self-reported) by educational attainment level (edat_aes_l53)
 -  Level of the foreign language reported as best-known in the country (self-reported) by labour status (edat_aes_l54)
 -  Level of the foreign language reported as best-known in the country (self-reported) by occupation (edat_aes_l55)
 -  Level of the foreign language reported as best-known in the country (self-reported) by degree of urbanisation (edat_aes_l56)
-  Labour market (labour)
 -  Employment and unemployment (Labour Force Survey) (employ)
 -  LFS main indicators (lfsi)
 -  Population, activity and inactivity - LFS adjusted series (lfsi_act)




-  Population, activity and inactivity - annual averages (lfsi_act_a)
-  Population, activity and inactivity - quarterly data (lfsi_act_q)
-  Duration of working life - annual data (lfsi_dwl_a)
-  Average exit age from the labour force - annual data (lfsi_exi_a)
-  Population in jobless households - annual data (lfsi_jhh_a)
-  Employment - LFS adjusted series (lfsi_emp)
 -  Employment (main characteristics and rates) - annual averages (lfsi_emp_a)
 -  Employment (main characteristics and rates) - quarterly data (lfsi_emp_q)
 -  Employment growth and activity branches - annual averages (lfsi_grt_a)
 -  Employment growth and activity branches - quarterly data (lfsi_grt_q)
-  Unemployment - LFS adjusted series (une)
 -  Unemployment rate by sex and age groups - annual average, % (une_rt_a)
 -  Unemployment rate by sex and age groups - quarterly average, % (une_rt_q)
 -  Unemployment rate by sex and age groups - monthly average, % (une_rt_m)
 -  Unemployment by sex and age groups - annual average, 1 000 persons (une_nb_a)
 -  Unemployment by sex and age groups - quarterly average, 1 000 persons (une_nb_q)
 -  Unemployment by sex and age groups - monthly average, 1 000 persons (une_nb_m)
 -  Long-term unemployment by sex - annual average, % (une_ltu_a)
 -  Long-term unemployment by sex - quarterly average, % (une_ltu_q)
 -  Supplementary indicators to unemployment by sex and age groups - annual average, 1 000 persons and % (lfsi_sup_age_a)
 -  Supplementary indicators to unemployment by sex and age groups - quarterly average, 1 000 persons and % (lfsi_sup_age_q)
 -  Supplementary indicators to unemployment by sex and highest level of education attained - annual average (lfsi_sup_edu_a)
 -  Supplementary indicators to unemployment by sex and highest level of education attained - quarterly average (lfsi_sup_edu_q)
 -  Supplementary indicators to unemployment by sex and nationality - annual average (lfsi_sup_nat_a)
-  LFS series - Detailed quarterly survey results (from 1998) (lfsq)
 -  Total population - LFS series (lfsq_pop)
 -  Population by sex, age, nationality and labour status (1 000) (lfsq_pganws)
 -  Population, aged 15 to 74 years by sex, age and highest level of education attained (1 000) (lfsq_pgaed)
 -  Population, aged 15 to 74 years, by sex, age and participation in education or training (1 000) (lfsq_pgaied)
 -  Activity and activity rates - LFS series (lfsq_act)
 -  Active population by sex, age and nationality (1 000) (lfsq_argan)
 -  Active population by sex, age and highest level of education attained (1 000) (lfsq_argaed)
 -  Activity rates by sex, age and nationality (%) (lfsq_argan)
 -  Activity rates by sex, age and highest level of education attained (%) (lfsq_argaed)
 -  Employment - LFS series (lfsq_emp)
 -  Employment by sex, age and nationality (1 000) (lfsq_egan)
 -  Employment by sex, age and highest level of education attained (1 000) (lfsq_egaed)
 -  Employment by sex, age and professional status (1 000) (lfsq_egaps)
 -  Employment by sex, age and economic activity (from 2008 onwards, NACE Rev. 2) - 1 000 (lfsq_egan2)
 -  Employment by sex, age and economic activity (1998-2008, NACE Rev. 1.1) - 1 000 (lfsq_egana)
 -  Employment by sex, age and detailed economic activity (from 2008 onwards, NACE Rev. 2 two digit level) - 1 000 (lfsq_egan22d)
































-  Employment by sex, age and detailed economic activity (1998-2008, NACE Rev. 1.1 two digit level) - 1 000 (lfsq_egana2d)
-  Employment by sex, age, time since job started and economic activity (from 2008 onwards, NACE Rev. 2) - 1 000 (lfsq_egdn2)
-  Employment by occupation and economic activity (from 2008 onwards, NACE Rev. 2) - 1 000 (lfsq_eisn2)
-  Employment by sex, age, professional status and occupation (1 000) (lfsq_egais)
-  Employment by sex, age, professional status and full-time/part-time (1 000) (lfsq_egtpt)
-  Employment by sex, occupation and highest level of education attained (1 000) (lfsq_egised)
-  Employment rates - LFS series (lfsq_emprt)
 -  Employment rates by sex, age and nationality (%) (lfsq_ergan)
 -  Employment rates by sex, age and highest level of education attained (%) (lfsq_ergaed)
-  Self employed - LFS series (lfsq_empsel)
 -  Self-employment by sex, age and highest level of education attained (1 000) (lfsq_esgaed)
 -  Self-employment by sex, age and economic activity (from 2008 onwards, NACE Rev. 2) - 1 000 (lfsq_esgan2)
 -  Self-employment by sex, age and economic activity (1998-2008, NACE Rev. 1.1) - 1 000 (lfsq_esgana)
 -  Self-employment by sex, age and occupation (1 000) (lfsq_esgais)
-  Employees - LFS series (lfsq_emppaid)
 -  Employees by sex, age and highest level of education attained (1 000) (lfsq_eegaed)
 -  Employees by sex, age and economic activity (from 2008 onwards, NACE Rev. 2) - 1 000 (lfsq_eegan2)
 -  Employees by sex, age and economic activity (1998-2008, NACE Rev. 1.1) - 1 000 (lfsq_eegana)
 -  Employees by sex, age and occupation (1 000) (lfsq_eegais)
-  Temporary employment - LFS series (lfsq_emptemp)
 -  Temporary employees by sex, age and highest level of education attained (1 000) (lfsq_etgaed)
 -  Temporary employees by sex, age and economic activity (from 2008 onwards, NACE Rev. 2) - 1 000 (lfsq_etgan2)
 -  Temporary employees by sex, age and economic activity (1998-2008, NACE Rev. 1.1) - 1 000 (lfsq_etgana)
 -  Temporary employees by sex, age and occupation (1 000) (lfsq_etgais)
 -  Temporary employees by sex, age and duration of the work contract (1 000) (lfsq_etgadc)
 -  Temporary employees as a percentage of the total number of employees, by sex and age (%) (lfsq_etpga)
-  Full-time and part-time employment - LFS series (lfsq_emptpt)
 -  Full-time and part-time employment by sex, age and highest level of education attained (1 000) (lfsq_epgaed)
 -  Full-time and part-time employment by sex and economic activity (from 2008 onwards, NACE Rev. 2) - 1 000 (lfsq_epgan2)
 -  Full-time and part-time employment by sex and economic activity (1998-2008, NACE Rev. 1.1) - 1 000 (lfsq_epgana)
 -  Full-time and part-time employment by sex, age and economic activity - NACE A10 (from 2008 onwards, NACE Rev. 2) - 1 000 (lfsq_epgn62)
 -  Full-time and part-time employment by sex, age and economic activity - NACE A6 (1998-2008, NACE Rev. 1.1) - 1 000 (lfsq_epgan6)
 -  Full-time and part-time employment by sex, age and occupation (1 000) (lfsq_epgais)
 -  Part-time employment as a percentage of the total employment, by sex and age (%) (lfsq_eppga)








































- Population in employment having a second job - LFS series (lfsq_emp2job)
 - Employed persons having a second job by sex and highest level of education attained (1 000) (lfsq_e2ged)
 - Employed persons having a second job by sex and professional status of both jobs (1 000) (lfsq_e2gps)
 - Employed persons having a second job by sex and occupation in the first job (1 000) (lfsq_e2gis)
 - Working time - LFS series (lfsq_wrktime)
 - Average number of usual weekly hours of work in main job, by sex, professional status, full-time/part-time and econ(...) (lfsq_ewhun2)
 - Average number of usual weekly hours of work in main job, by sex, professional status, full-time/part-time and econ(...) (lfsq_ewhuna)
 - Average number of usual weekly hours of work in main job, by sex, professional status, full-time/part-time and occu(...) (lfsq_ewhuis)
 - Average number of actual weekly hours of work in main job, by sex, professional status, full-time/part-time and eco(...) (lfsq_ewhan2)
 - Average number of actual weekly hours of work in main job, by sex, professional status, full-time/part-time and eco(...) (lfsq_ewhana)
 - Average number of actual weekly hours of work in main job, by sex, professional status, full-time/part-time and occ(...) (lfsq_ewhais)
 - Average number of actual weekly hours of work in the second job, by sex, professional status, economic activity and(...) (lfsq_ewh2n2)
 - Average number of actual weekly hours of work in the second job, by sex, professional status, economic activity and(...) (lfsq_ewh2na)
 - Total unemployment - LFS series (lfsq_unemp)
 - Unemployment rates by sex, age and nationality (%) (lfsq_urgan)
 - Unemployment rates by sex, age and highest level of education attained (%) (lfsq_urgaed)
 - Unemployment by sex, age and nationality (1 000) (lfsq_ugan)
 - Unemployment by sex, age and duration of unemployment (1 000) (lfsq_ugad)
 - Unemployed by sex, age and type of employment sought (1 000) (lfsq_ugates)
 - Previous occupations of the unemployed, by sex (1 000) (lfsq_ugpis)
 - Methods used for seeking work- Percentage of unemployed who declared having used a given method, by sex (%) (lfsq_ugmsw)
 - Long-term unemployment (12 months or more) as a percentage of the total unemployment, by sex and age (%) (lfsq_upgal)
 - Inactivity - LFS series (lfsq_inac)
 - Inactive population by sex, age and nationality (1 000) (lfsq_igan)
 - Inactive population by sex, age and highest level of education attained (1 000) (lfsq_igaed)
 - Inactive population by sex, age and willingness to work (1 000) (lfsq_igaww)
 - Inactive population as a percentage of the total population, by sex and age (%) (lfsq_ipga)
 - LFS series - Detailed annual survey results (lfsa)
 - Total population (lfsa_pop)
 - Population by sex, age, nationality and labour status (1 000) (lfsa_pganws)
 - Population, aged 15 to 74 years, by sex, age and highest level of education attained (1 000) (lfsa_pgaed)
 - Population, aged 15 to 74 years, by sex, age and participation in education or training (1 000) (lfsa_pgaied)
 - Activity and activity rates - LFS series (lfsa_act)
 - Active population by sex, age and nationality (1 000) (lfsa_agan)
 - Active population by sex, age and highest level of education attained (1 000) (lfsa_agaed)
































-  Activity rates by sex, age and nationality (%) (Ifsa_argan)
-  Activity rates by sex, age and country of birth (%) (Ifsa_argacob)
-  Activity rates by sex, age and highest level of education attained (%) (Ifsa_argaed)
-  Employment - LFS series (Ifsa_emp)
 -  Employment by sex, age and nationality (1 000) (Ifsa_egan)
 -  Employment by sex, age and highest level of education attained (1 000) (Ifsa_egaed)
 -  Employment by sex, age and professional status (1 000) (Ifsa_egaps)
 -  Employment by sex, age and economic activity (from 2008 onwards, NACE Rev. 2) - 1 000 (Ifsa_egan2)
 -  Employment by sex, age and economic activity (1983-2008, NACE Rev. 1.1) (1 000) (Ifsa_egana)
 -  Employment by sex, age and detailed economic activity (from 2008 onwards, NACE Rev. 2 two digit level) - 1 000 (Ifsa_egan22d)
 -  Employment by sex, age and detailed economic activity (1992-2008, NACE Rev. 1.1 two digit level) (1 000) (Ifsa_egana2d)
 -  Employment by sex, age, time since job started and economic activity (from 2008 onwards, NACE Rev. 2) - 1 000 (Ifsa_egdn2)
 -  Employment by occupation and economic activity (from 2008 onwards, NACE Rev. 2) - 1 000 (Ifsa_eisn2)
 -  Employment by sex, age, professional status and occupation (1 000) (Ifsa_egais)
 -  Employment by sex, age, professional status and full-time/part-time (1 000) (Ifsa_eftpt)
 -  Employment by sex, occupation and highest level of education attained (1 000) (Ifsa_egised)
 -  Employed persons working from home as a percentage of the total employment, by sex, age and professional status (%) (Ifsa_ehomp)
-  Employment rates - LFS series (Ifsa_emprt)
 -  Employment rates by sex, age and nationality (%) (Ifsa_ergan)
 -  Employment rates by sex, age and country of birth (%) (Ifsa_ergacob)
 -  Employment rates by sex, age and highest level of education attained (%) (Ifsa_ergaed)
-  Self employed - LFS series (Ifsa_empsel)
 -  Self-employment by sex, age and nationality (1 000) (Ifsa_esgan)
 -  Self-employment by sex, age and country of birth (1 000) (Ifsa_esgacob)
 -  Self-employment by sex, age and highest level of education attained (1 000) (Ifsa_esgaed)
 -  Self-employment by sex, age and economic activity (from 2008 onwards, NACE Rev. 2) - 1 000 (Ifsa_esgan2)
 -  Self-employment by sex, age and economic activity (1983-2008, NACE Rev. 1.1) - 1 000 (Ifsa_esgana)
 -  Self-employment by sex, age and occupation (1 000) (Ifsa_esgais)
-  Employees - LFS series (Ifsa_emppaid)
 -  Employees by sex, age and highest level of education attained (1 000) (Ifsa_eegaed)
 -  Employees by sex, age and economic activity (from 2008 onwards, NACE Rev. 2) - 1 000 (Ifsa_eegan2)
 -  Employees by sex, age and economic activity (1983-2008, NACE Rev. 1.1) (1 000) (Ifsa_eegana)
 -  Employees by sex, age and occupation (1 000) (Ifsa_eegais)
-  Temporary employment - LFS series (Ifsa_emptemp)
 -  Temporary employees by sex, age and highest level of education attained (1 000) (Ifsa_etgaed)
 -  Temporary employees by sex, age and economic activity (from 2008 onwards, NACE Rev. 2) - 1 000 (Ifsa_etgan2)
 -  Temporary employees by sex, age and economic activity (1983-2008, NACE Rev. 1.1) - 1 000 (Ifsa_etgana)





























-  Temporary employees by sex, age and occupation (1 000) (lfsa_etgais)
-  Main reason for the temporary employment - Distributions by sex and age (%) (lfsa_etgar)
-  Temporary employees by sex, age and duration of the work contract (1 000) (lfsa_etgadc)
-  Temporary employees as percentage of the total number of employees, by sex and age (%) (lfsa_etpga)
-  Temporary employees as percentage of the total number of employees, by sex, age and nationality (%) (lfsa_etpgan)
-  Temporary employees as percentage of the total number of employees, by sex, age and country of birth (%) (lfsa_etpgacob)
-  Full-time and part-time employment - LFS series (lfsa_emppt)
-  Full-time and part-time employment by sex, age and highest level of education attained (1 000) (lfsa_epgaed)
-  Full-time and part-time employment by sex and economic activity (from 2008 onwards, NACE Rev. 2) - 1 000 (lfsa_epgan2)
-  Full-time and part-time employment by sex and economic activity (1983-2008, NACE Rev. 1.1) (1 000) (lfsa_epgana)
-  Full-time and part-time employment by sex, age and economic activity - NACE A10 (from 2008 onwards, NACE Rev. 2) - 1 000 (lfsa_epgn62)
-  Full-time and part-time employment by sex, age and economic activity - NACE A6 (1983-2008, NACE Rev. 1.1) (1 000) (lfsa_epgan6)
-  Full-time and part-time employment by sex, age and occupation (1 000) (lfsa_epgais)
-  Main reason for part-time employment - Distributions by sex and age (%) (lfsa_epgar)
-  Part-time employment as percentage of the total employment, by sex and age (%) (lfsa_eppga)
-  Part-time employment as percentage of the total employment, by sex, age and nationality (%) (lfsa_eppgan)
-  Part-time employment as percentage of the total employment, by sex, age and country of birth (%) (lfsa_eppgacob)
-  Involuntary part-time employment as percentage of the total part-time employment, by sex and age (%) (lfsa_eppgai)
-  Population in employment having a second job - LFS series (lfsa_emp2job)
-  Employed persons having a second job by sex and highest level of education attained (1 000) (lfsa_e2ged)
-  Employed persons having a second job by sex and professional status of both jobs (1 000) (lfsa_e2gps)
-  Employed persons having a second job by sex and occupation in first job (1 000) (lfsa_e2gis)
-  Population in employment working during unsocial hours - LFS series (lfsa_empasoc)
-  Employees working shifts as a percentage of the total of employees, by sex and age (%) (lfsa_ewpshi)
-  Employed persons working on Saturdays as a percentage of the total employment, by sex, age and professional status (%) (lfsa_ewpsat)
-  Employed persons working on Sundays as a percentage of the total employment, by sex, age and professional status (%) (lfsa_ewpsun)
-  Employed persons working at nights as a percentage of the total employment, by sex, age and professional status (%) (lfsa_ewpnig)
-  Employed persons working in the evenings as a percentage of the total employment, by sex, age and professional status (...) (lfsa_ewpeve)
-  Working time - LFS series (lfsa_wrktime)
-  Average number of usual weekly hours of work in main job, by sex, professional status, full-time/part-time and econ(...) (lfsa_ewhun2)
-  Average number of usual weekly hours of work in main job, by sex, professional status, full-time/part-time and econ(...) (lfsa_ewhuna)

-  Average number of usual weekly hours of work in main job, by sex, professional status, full-time/part-time and occu(...) (lfsa_ewhuis)
-  Average number of actual weekly hours of work in main job, by sex, professional status, full-time/part-time and eco(...) (lfsa_ewhan2)
-  Average number of actual weekly hours of work in main job, by sex, professional status, full-time/part-time and eco(...) (lfsa_ewhana)
-  Average number of actual weekly hours of work in main job, by sex, professional status, full-time/part-time and occ(...) (lfsa_ewhais)
-  Average number of actual weekly hours of work in the second job, by sex, professional status, economic activity and(...) (lfsa_ewh2n2)
-  Average number of actual weekly hours of work in the second job, by sex, professional status, economic activity and(...) (lfsa_ewh2na)
-  Total unemployment - LFS series (lfsa_unemp)
 -  Unemployment rates by sex, age and nationality (%) (lfsa_urgan)
 -  Unemployment rates by sex, age and country of birth (%) (lfsa_urgacob)
 -  Unemployment rates by sex, age and highest level of education attained (%) (lfsa_urgaed)
 -  Unemployment by sex, age and nationality (1 000) (lfsa_ugan)
 -  Unemployment by sex, age and duration of unemployment (1 000) (lfsa_ugad)
 -  Unemployment by sex, age, duration of unemployment and distinction registration/benefits (%) (lfsa_ugadra)
 -  Unemployment by sex, age and type of employment sought (1 000) (lfsa_ugates)
 -  Previous occupations of the unemployed, by sex (1 000) (lfsa_ugpis)
 -  Methods used for seeking work- Percentage of unemployed who declared having used a given method, by sex (%) (lfsa_ugmsw)
 -  Long-term unemployment (12 months or more) as a percentage of the total unemployment, by sex, age and nationality (%) (lfsa_upgan)
 -  Long-term unemployment (12 months or more) as a percentage of the total unemployment, by sex, age and country of bi(...) (lfsa_upgacob)
-  Inactivity - LFS series (lfsa_inac)
 -  Inactive population by sex, age and nationality (1 000) (lfsa_igan)
 -  Inactive population by sex, age and highest level of education attained (1 000) (lfsa_igaed)
 -  Inactive population by sex, age and willingness to work (1 000) (lfsa_igaww)
 -  Inactive population - Main reason for not seeking employment - Distributions by sex and age (%) (lfsa_igar)
 -  Inactive population as a percentage of the total population, by sex and age (%) (lfsa_ipga)
-  LFS series - Specific topics (lfst)
 -  Households statistics - LFS series (lfst_hh)
 -  Population by household composition and number of children or age of youngest child (lfst_hh_p)
 -  Number of persons by sex, age groups, household composition and working status (1 000) (lfst_hhindws)
 -  Number of persons by sex, age groups, household composition and highest level of education attained (1 000) (lfst_hhinded)
 -  Number of adults by sex, age groups, number of children, age of youngest child and working status (1 000) (lfst_hhacwnc)
 -  Number of adults by sex, age groups, number of children, age of youngest child and highest level of education attai(...) (lfst_hhacednc)
 -  Number of adults by sex, age groups, number of children, age of youngest child and household composition (1 000) (lfst_hhaceday)
 -  Employment by household composition (lfst_hh_e)
 -  Employment rate by sex, age groups, highest level of education attained and household composition (%) (lfst_hheredy)




























-  Percentage of self-employed by sex, age groups and household composition (lfst_hhsety)
-  Percentage of part-time employment by sex, age groups and household composition (lfst_hhptety)
-  Percentage of temporary contracts by sex, age groups and household composition (lfst_hhtemty)
-  Percentage of employed people having a second job by sex, age groups and household composition (lfst_hh2jty)
-  Percentage of employed people working at home by sex, age groups and household composition (lfst_hhwahty)
-  Employment by number of children and age of youngest child (lfst_hh_k)
 -  Employment rate of adults by sex, age groups, highest level of education attained, number of children and age of yo(...) (lfst_hheredch)
 -  Percentage of self-employed adults by sex, age groups, number of children and age of youngest child (lfst_hhsechi)
 -  Percentage of part-time employment of adults by sex, age groups, number of children and age of youngest child (lfst_hhptechi)
 -  Percentage of temporary contracts for adults by sex, age groups, number of children and age of youngest child (lfst_hhthemchi)
 -  Percentage of employed adults having a second job by sex, age groups, number of children and age of the youngest child (lfst_hh2jchi)
 -  Percentage of employed adults working at home by sex, age groups, number of children and age of youngest child (lfst_hhwahchi)
-  Working status within households (lfst_hh_s)
 -  Number of persons by working status within households and household composition (1 000) (lfst_hhwhnpt)
 -  Average number of children per household by working status within households and household composition (lfst_hhwhchit)
 -  Number of adults by working status within households, number of children and age of youngest child (1 000) (lfst_hhwhacc)
-  Number and size of households (lfst_hh_n)
 -  Number of private households by household composition, number of children and age of youngest child (1 000) (lfst_hhnhtych)
 -  Number of private households by household composition, number of children and working status within households (1 000) (lfst_hhnhwhct)
 -  Average number of persons per household by household composition, number of children and age of youngest child (lfst_hhantych)
 -  Average number of persons per household by household composition, number of children and working status within hous(...) (lfst_hhanwhct)
-  LFS regional series (lfst_r)
 -  Regional population and economically active population - LFS annual series (lfst_r_lfpop)
 -  Population aged 15 and over by sex, age and NUTS 2 regions (1 000) (lfst_r_lfsd2pop)
 -  Economically active population by sex, age and NUTS 2 regions (1 000) (lfst_r_lfp2act)
 -  Economic activity rates by sex, age and NUTS 2 regions (%) (lfst_r_lfp2actr)
 -  Economically active population by sex, age, highest level of education attained and NUTS 2 regions (1 000) (lfst_r_lfp2acedu)
 -  Regional employment - LFS annual series (lfst_r_lfemp)
 -  Employment by sex, age and NUTS 2 regions (1 000) (lfst_r_lfe2emp)
 -  Employment by economic activity and NUTS 2 regions (NACE Rev. 2) - 1 000 (lfst_r_lfe2en2)
 -  Employment by economic activity and NUTS 2 regions (1999-2008, NACE Rev. 1.1) - 1 000 (lfst_r_lfe2en1)





































-  ZIP Employment by professional status and NUTS 2 regions (1 000) (lfst_r_lfe2estat)
-  ZIP Employment by full-time/part-time, sex and NUTS 2 regions (1 000) (lfst_r_lfe2eftpt)
-  ZIP Employment by sex, age, highest level of education attained and NUTS 2 regions (1 000) (lfst_r_lfe2eedu)
-  ZIP Employment and commuting by NUTS 2 regions (1 000) (lfst_r_lfe2ecomm)
-  ZIP Employment rates by sex, age and NUTS 2 regions (%) (lfst_r_lfe2emprt)
-  ZIP Average number of usual weekly hours of work in main job by NUTS 2 regions (hours) (lfst_r_lfe2ehour)
-  Regional unemployment - LFS annual series (lfst_r_lfu)
 -  ZIP Unemployment by sex, age and NUTS 2 regions (1 000) (lfst_r_lfu3pers)
 -  ZIP Unemployment rates by sex, age and NUTS 2 regions (%) (lfst_r_lfu3rt)
 -  ZIP Long-term unemployment (12 months and more) by NUTS 2 regions (1 000; %) (lfst_r_lfu2ltu)
-  Regional labour market disparities - LFS series and LFS adjusted series (lfst_r_lmd)
 -  ZIP Dispersion of regional employment rates of age group 15-64 by NUTS 3 regions (%) (lfst_r_lmdr)
 -  ZIP Dispersion of regional unemployment rates by NUTS 3 regions (%) (lfst_r_lmdur)
-  Regional labour market statistics by degree of urbanisation (lfst_r_lfurb)
 -  ZIP Employment rates by sex, age and degree of urbanisation (%) (lfst_r_ergau)
 -  ZIP Unemployment rates by sex, age and degree of urbanisation (%) (lfst_r_urgau)
 -  ZIP Number of households by degree of urbanisation and NUTS 2 regions (1 000) (lfst_r_lfsd2hh)
 -  ZIP Annual population by sex, age, degree of urbanisation and labour status (1 000) (lfsa_pgauws)
 -  ZIP Quarterly population by sex, age, degree of urbanisation and labour status (1 000) (lfsq_pgauws)
-  LFS ad-hoc modules (lfso)
 -  2012. Transition from work to retirement (lfso_12)
 -  ZIP Persons who receive a pension (1000) (lfso_12pension)
 -  ZIP Persons who receive a pension, by type of pension (%) (lfso_12penstyp)
 -  ZIP Age at which the person first received an old-age pension (years) (lfso_12agepens)
 -  ZIP Early retirement among persons who receive an old-age pension (%) (lfso_12earlyret)
 -  ZIP Persons who reduced their working hours in a move towards retirement (%) (lfso_12reduchr)
 -  ZIP Economically inactive persons who receive a pension who would have wished to stay longer in employment (%) (lfso_12worklong)
 -  ZIP Main reason for persons who receive a pension to continue working (%) (lfso_12staywork)
 -  ZIP Main reason for economically inactive persons who receive a pension to quit working (%) (lfso_12reasnot)
 -  2010. Reconciliation between work and family life (lfso_10)
 -  Care responsibilities (lfso_10care)
 -  ZIP Persons taking care of other children or persons in need of care (1 000) (lfso_10cregcar)
 -  ZIP Persons making weekly use of childcare services for their youngest child (1 000) (lfso_10cchildc)
 -  ZIP Main childcare related reasons for not working or working part-time (1 000) (lfso_10cnowchi)
 -  ZIP Main care related reasons for not working or working part-time (1 000) (lfso_10cnowcar)
 -  Flexibility of working time (lfso_10flex)
 -  ZIP Employees by flexibility of their working schedule and economic activity (1 000) (lfso_10fvareco)
 -  ZIP Employees by flexibility of their working schedule and highest level of education attained (1 000) (lfso_10fvaredu)
 -  ZIP Employees by their perceived possibility to vary start and/or stop of the working day for family reasons (1 000) (lfso_10fosste)


-  Employees who can take a whole day off for family reasons, by occupation (1 000) (lfs0_10fposorg)
-  Career breaks and parental leave (lfs0_10leav)
 -  Persons who took parental leave to care for their youngest child aged less than eight, by duration of parental leave(...) (lfs0_10lparlea)
 -  Persons who stopped work to care for their youngest child aged less than eight, by duration of absence (1 000) (lfs0_10lstopwo)
 -  Persons who reduced their working time to care for their youngest child aged less than eight (1 000) (lfs0_10lredwor)
-  2009. Entry of young people into the labour market (lfs0_09)
 -  Average age when leaving formal education by sex and educational attainment level for persons who left within the l(...) (edat_lfs0_09t1)
 -  Average time between leaving formal education and starting the first job by age, sex and educational attainment lev(...) (edat_lfs0_09t2)
 -  Employment rates by age, sex, educational attainment level and number of years after leaving formal education (edat_lfs0_09t3)
-  2008. Labour market situation of migrants (lfs0_08)
 -  Population by country of birth, country of birth of mother and father, sex and age (1 000) (lfs0_08cobsmf)
 -  Population by country of birth, country of birth of parents, sex, age and labour status (1 000) (lfs0_08cobsp)
 -  Population by country of birth, country of birth of parents, sex, age, educational attainment and labour status (1 000) (lfs0_08cobsped)
 -  Percentage distribution of main reason for migration, by country of birth, sex and age (% of total migrants) (lfs0_08cobr)
 -  Percentage distribution of main reason for migration, years of residence, sex and age (% of total migrants) (lfs0_08resr)
-  2007. Work related accidents, health problems and hazardous exposure (lfs0_07)
 -  Accidents at work (hsw_ac)
 -  Persons reporting an accident at work by sex, age and educational attainment (hsw_ac1)
 -  Persons reporting an accident at work resulting in sick leave by sex, age and educational attainment (hsw_ac2)
 -  Persons reporting an accident at work resulting in sick leave by period off work (hsw_ac3)
 -  Persons reporting a road traffic accident (hsw_ac4)
 -  Persons reporting an accident at work by sex, age and NACE Rev. 1.1 activity (hsw_ac5a)
 -  Persons reporting an accident at work by sex, age and NACE Rev. 2 activity (hsw_ac5b)
 -  Persons reporting an accident at work resulting in sick leave by sex, age and NACE Rev. 1.1 activity (hsw_ac6a)
 -  Persons reporting an accident at work resulting in sick leave by sex, age and NACE Rev. 2 activity (hsw_ac6b)
 -  Persons reporting an accident at work by sex, age and occupation (hsw_ac7)
 -  Persons reporting an accident at work by sex, age and professional status (hsw_ac8)
 -  Persons reporting an accident at work by sex, age and size of enterprise (hsw_ac9)
 -  Persons reporting an accident at work by sex and full-time/part-time employment (hsw_ac10)
 -  Persons reporting an accident at work by sex and atypical working time (hsw_ac11)
 -  Work-related health problems (hsw_pb)
 -  Persons reporting a work-related health problem by sex, age and educational attainment (hsw_pb1)
 -  Persons reporting a work-related health problem resulting in sick leave by sex, age and educational attainment (hsw_pb2)


-  ZIP Persons reporting a work-related health problem resulting in sick leave by period off work (hsw_pb3)
-  ZIP Persons reporting a work-related health problem resulting in limitations of daily activities (hsw_pb4)
-  ZIP Persons reporting a work-related health problem by sex, age and type of problem (hsw_pb5)
-  ZIP Persons reporting a work-related health problem by sex, age and NACE Rev. 1.1 activity (hsw_pb6a)
-  ZIP Persons reporting a work-related health problem by sex, age and NACE Rev. 2 activity (hsw_pb6b)
-  ZIP Persons reporting a work-related health problem by sex, age and occupation (hsw_pb7)
-  ZIP Persons reporting a work-related health problem by sex, age and professional status (hsw_pb8)
-  ZIP Persons reporting a work-related health problem by sex, age and size of enterprise (hsw_pb9)
-  ZIP Persons reporting a work-related health problem by sex, age and full-time/part-time employment (hsw_pb10)
-  Exposure to risk factors for physical health and mental well-being (hsw_exp)
 -  ZIP Persons reporting exposure to factors that can adversely affect mental well-being, by sex, age and education - % (hsw_exp1)
 -  ZIP Persons reporting exposure to risk factors that can adversely affect physical health by sex, age and educational at(...) (hsw_exp2)
 -  ZIP Persons reporting the mental factor they were most exposed to by type - % (hsw_exp3)
 -  ZIP Persons reporting exposure to risk factors that can adversely affect physical health by sex, age and factor (hsw_exp4)
 -  ZIP Persons reporting exposure to factors that can adversely affect mental well-being, by sex, age and economic activit(...) (hsw_exp5)
 -  ZIP Persons reporting exposure to risk factors that can adversely affect physical health by sex, age and NACE Rev. 1.1 (...) (hsw_exp6a)
 -  ZIP Persons reporting exposure to risk factors that can adversely affect physical health by sex, age and NACE Rev. 2 ac(...) (hsw_exp6b)
 -  ZIP Persons reporting exposure to factors that can adversely affect mental well-being, by sex, age and size of enterpri(...) (hsw_exp9)
 -  ZIP Persons reporting exposure to risk factors that can adversely affect physical health by sex, age and size of enterprise (hsw_exp10)
-  2006. Transition from work into retirement (lfso_06)
 -  ZIP Number of employed persons who reduced their working hours in a move to full retirement - by sex, age and full time(...) (lfso_06redefcpt)
 -  ZIP Number of employed persons - by planned age for stopping work, sex and full time/part time work (1 000) (lfso_06plagftpt)
 -  ZIP Number of employed persons who would stay longer at work (or not) if more flexible working time arrangements were a(...) (lfso_06flexisco)
 -  ZIP Number of employed persons who would stay longer at work (or not) if they could update their skills - by sex and oc(...) (lfso_06opskisco)
 -  ZIP Number of employed persons who would stay longer at work (or not) if their workplace was healthier and/or safer - b(...) (lfso_06hlsaisco)
 -  ZIP Main financial incentives for employed persons who are entitled to receive an individual retirement pension to stay(...) (lfso_06finiisco)
 -  ZIP Average age at which employed persons started receiving a retirement pension - by sex and main financial incentive (...) (lfso_06finiagps)
 -  ZIP Employed persons, average number of years spent working, by sex and economic activity (NACE Rev. 1.1) (lfso_06yrspna11)

-  ZIP Employed persons, average number of years spent working of employed persons - by sex and occupation (lfso_06yrspisco)
-  ZIP Average number of years spent working - by sex and main financial incentive to stay at work (lfso_06finiyrsp)
-  ZIP Number of not employed persons having reduced their working hours in a move to full retirement - by sex and age (1 000) (lfso_06rednsage)
-  ZIP Main reasons for retirement or early retirement - by sex and main labour status just after leaving last job (1 000) (lfso_06reasstaf)
-  ZIP Number of not employed persons who would have stayed longer at work (or not) if more flexible working time arrangem(...) (lfso_06flexispr)
-  ZIP Number of not employed persons who would have stayed longer at work (or not) if they had had more opportunities to (...) (lfso_06opskispr)
-  ZIP Number of not employed persons who would have stayed longer at work (or not) if their workplace had been healthier (...) (lfso_06hlsaispr)
-  ZIP Average age at which not employed persons started receiving a retirement pension - by sex and main labour status ju(...) (lfso_06stafagps)
-  ZIP Average age at which not employed persons started receiving a retirement pension - by sex and main reason for retir(...) (lfso_06reasagps)
-  ZIP Average age at which not employed persons started receiving a retirement pension - by granting of other individual (...) (lfso_06otbnagps)
-  ZIP Not employed persons, average number of years spent working, by sex and economic activity (previous job, NACE Rev. 1.1) (lfso_06yrspnapr)
-  ZIP Not employed persons, average number of years spent working - by sex and occupation (previous job) (lfso_06yrspispr)
-  ZIP Not employed persons, average number of years spent working - by granting of other individual benefits and sex (lfso_06otbnyrsp)
-  2005. Reconciliation between work and family life (lfso_05)
 -  ZIP Number of persons between 15 and 64 years old regularly taking care of other children up to 14 or people older than(...) (lfso_05regcp)
 -  ZIP Number of persons between 15 and 64 years old wishing to change the organisation of their working life and care res(...) (lfso_05changp)
 -  ZIP Main childcare-related reasons given by persons between 15 and 64 years old for not working or not working more (lfso_05nowrep)
 -  ZIP Main type of childcare used by employed persons between 15 and 64 years old for own/spouse's children up to 14 whil(...) (lfso_05typece)
 -  ZIP Number of employed persons between 15 and 64 years old regularly taking care of other children or people in need of(...) (lfso_05regce)
 -  ZIP Number of employed persons between 15 and 64 years old wishing to change the organisation of their working life and(...) (lfso_05change)
 -  ZIP Main childcare-related reasons given by employed persons between 15 and 64 years old for not working or not working more (lfso_05nowree)
 -  ZIP Number of employed persons between 15 and 64 years old having to make working time arrangements over the last 12 mo(...) (lfso_05reduc1)
 -  ZIP Number of employed persons between 15 and 64 years old having to make working time arrangements over the last 12 mo(...) (lfso_05reduc2)
 -  ZIP Main reasons (linked with care of other people in need of care) given by employed persons between 15 and 64 years o(...) (lfso_05nowre1)
 -  ZIP Main reasons (linked with care of other people in need of care) given by employed persons between 15 and 64 years o(...) (lfso_05nowre2)
 -  ZIP Number of employed persons between 15 and 64 years old who can vary start/end of working day for family reasons, by(...) (lfso_05posse1)

-  ZIP Number of employed persons between 15 and 64 years old who can vary start/end of working day for family reasons, by(...) (Ifso_05posse2)
-  ZIP Number of employed persons between 15 and 64 years old who can take whole days off for family reasons, by economic (...) (Ifso_05posoe1)
-  ZIP Number of employed persons between 15 and 64 years old who can take whole days off for family reasons, by occupation (Ifso_05posoe2)
-  ZIP Number of employed persons between 15 and 64 years old taking time off over the last 12 months for family sickness (...) (Ifso_05timee1)
-  ZIP Number of employed persons between 15 and 64 years old taking time off over the last 12 months for family sickness (...) (Ifso_05timee2)
-  ZIP Number of employed persons between 15 and 64 years old taking time off over the last 12 months for family sickness (...) (Ifso_05timee3)
-  ZIP Average usual working hours of employed persons between 15 and 64 years old by main type of childcare used for own/(...) (Ifso_05typech)
-  ZIP Average usual working hours of employed persons between 15 and 64 years old by regular care of other children or pe(...) (Ifso_05regch)
-  ZIP Average usual working hours of employed persons between 15 and 64 years old by wish to change the organisation of t(...) (Ifso_05changh)
-  ZIP Average usual working hours of employed persons between 15 and 64 years old by main childcare-related reasons given(...) (Ifso_05nowreh)
-  2004. Work organisation and working time arrangements (Ifso_04)
 -  ZIP Number of self-employed persons who can control their own work methods and schedule, by sex, age and occupation (Ifso_04ownmisco)
 -  ZIP Number of self-employed persons who work for one single client or customer, by sex, age and economic activity (Ifso_04sincna11)
 -  ZIP Shift work patterns used by employees, by sex, age and occupation (Ifso_04shipisco)
 -  ZIP Shift work patterns used by employees, by sex, age and economic activity (Ifso_04shipna11)
 -  ZIP Number of employees with variable working hours, by sex, age and occupation (Ifso_04vawkisco)
 -  ZIP Number of employees with variable working hours, by sex, age and economic activity (Ifso_04vawkna11)
 -  ZIP Average usual working hours of employees, by possibility to have variable working hours, sex and age (Ifso_04vawkhwus)
 -  ZIP Number of employees having annualised working hours by sex, age, occupation and economic activity (Ifso_04anwkisna)
 -  ZIP Number of employees working on call by sex, age, occupation and economic activity (Ifso_04oncwisna)
 -  ZIP Number of part-time employees, by working time pattern compared with 'full-timers', sex, age and occupation (Ifso_04wktpisco)
 -  ZIP Number of part-time employees by working time pattern compared with 'full-timers', sex, age and economic activity (Ifso_04wktpna11)
 -  ZIP Number of employees with the possibility to work variable hours in the reference week, by sex, age and occupation (Ifso_04vahrisco)
 -  ZIP Average usual working hours of employees, by possibility to work variable hours in the reference week, sex and age (Ifso_04vahrhwus)
 -  ZIP Number of employees finding it convenient for personal life to do shift work or on-call work, by sex, age and occupation (Ifso_04wk1pisco)
 -  ZIP Number of employees finding it convenient for personal life to do shift work or on-call work, by sex, age and econo(...) (Ifso_04wk1pna11)
 -  ZIP Number of employees finding it convenient for personal life to work in the evening, or at night, or during weekends(...) (Ifso_04wk2pisco)









-  ZIP Number of employees finding it convenient for personal life to work in the evening, or at night, or during weekends(...) (lfso_04wk2pna11)
-  ZIP Percentage of employees working overtime, by sex, age and occupation (lfso_04peovisco)
-  ZIP Percentage of employees working overtime, by sex, age and economic activity (lfso_04peovna11)
-  ZIP Average number of overtime hours of employees, by sex, age and occupation (lfso_04avovisco)
-  ZIP Average number of overtime hours of employees, by sex, age and economic activity (lfso_04avovna11)
-  ZIP Percentage of employees working paid overtime, by sex, age and occupation (lfso_04pepoisco)
-  ZIP Percentage of employees working paid overtime, by sex, age and economic activity (lfso_04pepona11)
-  ZIP Average number of paid overtime hours of employees, by sex, age and occupation (lfso_04avpoisco)
-  ZIP Average number of paid overtime hours of employees, by sex, age and economic activity (lfso_04avpona11)
-  2003. Lifelong learning (lfso_03)
 -  Any training activities (trng_any)
 -  ZIP Participation in any learning activities by age and sex (trng_any1)
 -  ZIP Participation in any learning activities by educational attainment and working status (trng_any2)
 -  ZIP Participation in any learning activities by degree of urbanisation (trng_any3)
 -  ZIP Participation in any learning activities by economic activity (trng_any4)
 -  ZIP Participation in any learning activities by size of the local unit (trng_any5)
 -  ZIP Participation in any learning activities by occupation (trng_any6)
 -  Formal education (trng_fed)
 -  ZIP Participation in formal education by age and sex (trng_fed1)
 -  ZIP Participation in formal education by educational attainment and working status (trng_fed2)
 -  ZIP Participation in formal education by degree of urbanisation (trng_fed3)
 -  ZIP Participation in formal education by sex and working status (trng_fed6)
 -  ZIP Fields of study in formal education by sex and working status (trng_fed8)
 -  Non formal education and training (trng_nfe)
 -  ZIP Participation in non-formal education/training by age and sex (trng_nfe1)
 -  ZIP Participation in non-formal education/training by number of activities (trng_nfe2)
 -  ZIP Participation in non-formal education/training by educational attainment and working status (trng_nfe3)
 -  ZIP Participation in non-formal education/training by degree of urbanisation (trng_nfe4)
 -  ZIP Participation in job-related non-formal education/training by size of the local unit (trng_nfe5)
 -  ZIP Participation in non-formal education/training by main reason for participating in the taught activity (trng_nfe6)
 -  ZIP Participation in non-formal taught activity within (or not) paid working hours (trng_nfe7)
 -  ZIP Participation in non-formal education/training by number of taught activities, age and sex (trng_nfe8)
 -  ZIP Participation in non-formal education/training by number of taught activities, sex and working status (trng_nfe9)
 -  ZIP Participation of employed persons in non-formal education/training by sex and occupation (trng_nfe11)
 -  ZIP Participation of employed persons in non-formal education/training by sex and economic activity (trng_nfe12)
 -  ZIP Mean volume of hours per employed participant in non-formal learning by sex and economic activity (trng_nfe13)

-  Mean volume of hours per participant in non-formal education/training by age and sex (trng_nfe14)
-  Mean volume of hours per participant in non-formal education/training by sex and working status (trng_nfe15)
-  Mean volume of hours per employed participant in non-formal education/training by sex and occupation (trng_nfe16)
-  Mean volume of hours per participant in non-formal education/training by field of learning (trng_nfe18)
-  Participation of employed persons in non-formal education/training activities on foreign languages and computers, b(...) (trng_nfe21)
-  Participation of employed persons in non-formal education/training by field of study, sex and economic activity (trng_nfe23)
-  Participation in non-formal taught activities within (or not) paid hours by sex and working status (trng_nfe25)
-  Informal learning (trng_inf)
 -  Participation in informal learning by age and sex (trng_inf1)
 -  Participation in informal learning by educational attainment and working status (trng_inf2)
 -  Participation in informal learning by degree of urbanisation (trng_inf3)
 -  Self studying (with printed materials) participants by age and sex (trng_inf4)
 -  Self studying (with printed materials) participants by educational attainment and working status (trng_inf5)
 -  Computer based learning participants by age and sexe (trng_inf6)
 -  Computer based learning participants by educational attainment and working status (trng_inf7)
 -  Participants studying by making use of educational broadcasting by age and sex (trng_inf8)
 -  Participants studying by making use of educational broadcasting by educational attainment and working status (trng_inf9)
 -  Participants studying in libraries or learning centres by age and sex (trng_inf10)
 -  Participants studying in libraries or learning centres by educational attainment and working status (trng_inf11)
-  2002. Employment of disabled persons (lfso_02)
 -  Prevalence of disability by sex, age and economic activity (NACE Rev. 1) (hlth_db_emnaag)
 -  Prevalence of disability by sex, age and occupation (hlth_db_emocag)
 -  Prevalence of disability by sex, age and marital status (hlth_db_emmaag)
 -  Prevalence of disability by sex, age and educational attainment level (hlth_db_emedag)
 -  Prevalence of disability by sex, age and labour status (hlth_db_emacag)
 -  Prevalence of disability by sex, economic activity (NACE Rev. 1) and NUTS 2 regions (hlth_db_emrena)
 -  Percentage distribution of types of disability by sex and age (hlth_db_emtyag)
 -  Percentage distribution of causes of disability by sex and economic activity (NACE Rev. 1) (hlth_db_emcana)
 -  Percentage distribution of duration of disability (in years) since onset, by cause of disability and sex (hlth_db_emduca)
 -  Percentage distribution of assistance provided to employed disabled people by sex (hlth_db_emaspr)
 -  Percentage distribution of types of assistance provided to employed disabled people by sex (hlth_db_emaspt)
 -  Percentage distribution of assistance needed by not employed disabled people by sex (hlth_db_emasne)
 -  Percentage distribution of types of assistance needed by not employed disabled people by sex (hlth_db_emasnt)











-  Percentage distribution of severities of disability by sex and age (hlth_db_emseag)
 -  Percentage distribution of labour status by severity of disability, sex and age (hlth_db_emacse)
-  2000. Transition from school to working life (lfso_00)
 -  Youth transitions from education to working life in Europe (in number of months) (edat_lfso_00t1)
 -  Employed in service sector and occupational status of recent school-leavers (edat_lfso_00t2)
 -  Young people's social origin, educational attainment level and labour outcomes in Europe (edat_lfso_00t3)
 -  Parents educational attainment level (edat_lfso_00t4)
 -  Job mismatches and their labour market effects among school-leavers in Europe (edat_lfso_00t5)
-  Job vacancy statistics (jvs)
 -  Job vacancy statistics by occupation and NUTS 2 regions - annual data, NACE Rev. 2 (from 2008 onwards) (jvs_a_nace2)
 -  Job vacancy statistics - quarterly data (from 2001 onwards), NACE Rev. 2 (jvs_q_nace2)
-  Job vacancy statistics (NACE Rev. 1.1) - historical data (jvs_nace1)
 -  Job vacancy statistics by occupation and NUTS 2 regions - annual data, NACE Rev. 1.1 (2000-2008) (jvs_a_nace1)
 -  Job vacancy statistics - quarterly data, NACE Rev. 1.1 (2001Q1-2009Q4) (jvs_q_nace1)
-  Earnings (earn)
 -  Net earnings and tax rates (earn_net)
 -  Annual net earnings (earn_nt_net)
 -  Tax rate on low wage earners: Tax wedge on labour costs (earn_nt_taxwedge)
 -  Tax rate (earn_nt_taxrate)
 -  Tax rate on low wage earners - Unemployment trap (earn_nt_unemtrp)
 -  Tax rate on low wage earners - Low wage trap (earn_nt_lowwtrp)
 -  Structure of earnings survey - main indicators (earn_ses_main)
 -  Structure of earnings survey: hourly earnings (earn_ses_hourly)
 -  Structure of earnings survey: monthly earnings (earn_ses_monthly)
 -  Structure of earnings survey: annual earnings (earn_ses_annual)
 -  Historical data: low-wage earners and median earnings (earn_ses_pub)
 -  Proportion of low-wage earners (earn_ses_pub1)
 -  Low-wage earners as a proportion of all employees (excluding apprentices) by sex (earn_ses_pub1s)
 -  Low-wage earners as a proportion of all employees (excluding apprentices) by age (earn_ses_pub1a)
 -  Low-wage earners as a proportion of all employees (excluding apprentices) by educational attainment (earn_ses_pub1i)
 -  Low-wage earners as a proportion of all employees (excluding apprentices) by employment contract (earn_ses_pub1t)
 -  Low-wage earners as a proportion of all employees (excluding apprentices) by economic activity (earn_ses_pub1n)
 -  Median hourly earnings (earn_ses_pub2)
 -  Median hourly earnings, all employees (excluding apprentices) by sex (earn_ses_pub2s)
 -  Median hourly earnings, all employees (excluding apprentices) by age (earn_ses_pub2a)
 -  Median hourly earnings, all employees (excluding apprentices) by educational attainment (earn_ses_pub2i)
 -  Median hourly earnings, all employees (excluding apprentices) by employment contract (earn_ses_pub2t)
 -  Median hourly earnings, all employees (excluding apprentices) by economic activity (earn_ses_pub2n)

Structure of earnings survey 2010 (earn_ses2010)











Number of employees (earn_ses10_nb)

-  ZIP Number of employees by sex, economic activity and collective pay agreement (earn_ses10_01)
-  ZIP Number of employees by sex, age and economic activity (earn_ses10_02)
-  ZIP Number of employees by sex, age, occupation and size class - NACE Rev. 2, B-S excluding O (earn_ses10_03)
-  ZIP Number of employees by sex, economic activity and employment contract (earn_ses10_52)
-  ZIP Number of employees by sex, economic activity and educational attainment (earn_ses10_04)
-  ZIP Number of employees by sex, economic activity and length of service with the enterprise (earn_ses10_05)
-  ZIP Number of employees by sex, size class of the enterprise and occupation (earn_ses10_53)
-  ZIP Number of employees by sex, economic activity and occupation (earn_ses10_54)






Hourly earnings (earn_ses10_hr)







































-  ZIP Mean hourly earnings by sex, economic activity and collective pay agreement (earn_ses10_12)
-  ZIP Mean hourly earnings by sex, age and economic activity (earn_ses10_13)
-  ZIP Mean hourly earnings by sex, age and occupation - NACE Rev. 2, B-S excluding O (earn_ses10_14)
-  ZIP Mean hourly earnings by sex, economic activity and employment contract (earn_ses10_15)
-  ZIP Mean hourly earnings by sex, economic activity and educational attainment (earn_ses10_16)
-  ZIP Mean hourly earnings by sex, economic activity and length of service with the enterprise (earn_ses10_17)
-  ZIP Mean hourly earnings by sex, size class of the enterprise and occupation (earn_ses10_18)
-  ZIP Mean hourly earnings by sex, economic activity and occupation (earn_ses10_47)
-  ZIP Hourly earnings by economic activity and contractual working time (enterprises with 10 employed persons or more) (earn_ses10_hftpt)
-  ZIP Mean hourly earnings by NUTS 1 regions (enterprises with 10 employees or more) - NACE Rev. 2, B-S excluding O (earn_ses10_rhr)

Monthly earnings (earn_ses10_mo)


-  ZIP Mean monthly earnings by sex, economic activity and collective pay agreement (earn_ses10_19)
-  ZIP Mean monthly earnings by sex, age and economic activity (earn_ses10_20)
-  ZIP Mean monthly earnings by sex, age and occupation - NACE Rev. 2, B-S excluding O (earn_ses10_21)
-  ZIP Mean monthly earnings by sex, economic activity and employment contract (earn_ses10_22)
-  ZIP Mean monthly earnings by sex, economic activity and educational attainment (earn_ses10_23)
-  ZIP Mean monthly earnings by sex, economic activity and length of service with the enterprise (earn_ses10_24)
-  ZIP Mean monthly earnings by sex, size class of the enterprise and occupation (earn_ses10_25)
-  ZIP Mean monthly earnings by sex, economic activity and occupation (earn_ses10_48)
-  ZIP Monthly earnings by quantiles and contractual working time (enterprises with 10 employed persons or more) - NACE Re(...) (earn_ses10_mdeci)
-  ZIP Monthly earnings by economic control (enterprises with 10 employed persons or more) - NACE Rev. 2, B-S excluding O (earn_ses10_mctrl)

Annual earnings (earn_ses10_an)











































-  ZIP Mean annual earnings by sex, economic activity and collective pay agreement (earn_ses10_26)
-  ZIP Mean annual earnings by sex, age and economic activity (earn_ses10_27)
-  ZIP Mean annual earnings by sex, age and occupation - NACE Rev. 2, B-S excluding O (earn_ses10_28)
-  ZIP Mean annual earnings by sex, economic activity and employment contract (earn_ses10_29)
-  ZIP Mean annual earnings by sex, economic activity and educational attainment (earn_ses10_30)



















































-  Mean annual earnings by sex, economic activity and length of service with the enterprise (earn_ses10_31)
-  Mean annual earnings by sex, size class of the enterprise and occupation (earn_ses10_32)
-  Mean annual earnings by sex, economic activity and occupation (earn_ses10_49)
-  Annual earnings by quantiles and contractual working time (enterprises with 10 employed persons or more) - NACE Rev(...) (earn_ses10_adecei)
-  Annual earnings by economic control (enterprises with 10 employed persons or more) - NACE Rev. 2, B-S excluding O (earn_ses10_actrl)
-  Mean annual earnings by NUTS 1 regions (enterprises with 10 employees or more) - NACE Rev. 2, B-S excluding O (earn_ses10_rann)
-  Hours paid (earn_ses10_hrp)
 -  Mean monthly hours paid by sex, economic activity and collective pay agreement (earn_ses10_33)
 -  Mean monthly hours paid by sex, age and economic activity (earn_ses10_34)
 -  Mean monthly hours paid by sex, age and occupation - NACE Rev. 2, B-S excluding O (earn_ses10_35)
 -  Mean monthly hours paid by sex, economic activity and employment contract (earn_ses10_36)
 -  Mean monthly hours paid by sex, economic activity and educational attainment (earn_ses10_37)
 -  Mean monthly hours paid by sex, economic activity and length of service with the enterprise (earn_ses10_38)
 -  Mean monthly hours paid by sex, size class of the enterprise and occupation (earn_ses10_39)
 -  Mean monthly hours paid by sex, economic activity and occupation (earn_ses10_50)
-  Annual holidays (earn_ses10_hol)
 -  Mean annual holidays by sex, economic activity and collective pay agreement (earn_ses10_40)
 -  Mean annual holidays by sex, age and economic activity (earn_ses10_41)
 -  Mean annual holidays by sex, age and occupation - NACE Rev. 2, B-S excluding O (earn_ses10_42)
 -  Mean annual holidays by sex, economic activity and employment contract (earn_ses10_43)
 -  Mean annual holidays by sex, economic activity and educational attainment (earn_ses10_44)
 -  Mean annual holidays by sex, economic activity and length of service with the enterprise (earn_ses10_45)
 -  Mean annual holidays by sex, size class of the enterprise and occupation (earn_ses10_46)
 -  Mean annual holidays by sex, economic activity and occupation (earn_ses10_51)
-  Structure of earnings survey 2006 (earn_ses06)
 -  Number of employees (earn_ses06_nb)
 -  Number of employees by economic activity, collective pay agreement, sex (earn_ses06_01)
 -  Number of employees by economic activity, sex, age (earn_ses06_02)
 -  Number of employees by sex, age, occupation - NACE Rev. 1.1, C-O excluding L (earn_ses06_03)
 -  Number of employees by economic activity, sex, employment contract (earn_ses06_52)
 -  Number of employees by economic activity, sex, educational attainment (earn_ses06_04)
 -  Number of employees by economic activity, sex, length of service with the enterprise (earn_ses06_05)
 -  Number of employees by size class of the enterprise, sex, occupation (earn_ses06_53)
 -  Number of employees by economic activity, sex, occupation (earn_ses06_54)
 -  Hourly earnings (earn_ses06_hr)
 -  Mean hourly earnings by economic activity, collective pay agreement, sex (earn_ses06_12)
 -  Mean hourly earnings by economic activity, sex, age (earn_ses06_13)
 -  Mean hourly earnings by sex, age, occupation - NACE Rev. 1.1, C-O excluding L (earn_ses06_14)
















































-  Mean hourly earnings by economic activity, sex, employment contract (earn_ses06_15)
-  Mean hourly earnings by economic activity, sex, educational attainment (earn_ses06_16)
-  Mean hourly earnings by economic activity, sex, length of service with the enterprise (earn_ses06_17)
-  Mean hourly earnings by size class of the enterprise, sex, occupation (earn_ses06_18)
-  Mean hourly earnings by economic activity, sex, occupation (earn_ses06_47)
-  Hourly earnings by economic activity and contractual working time (enterprises with 10 employed persons or more) (earn_ses_hftpt)
-  Mean hourly earnings by NUTS 1 regions (enterprises with 10 employees or more) - NACE Rev. 1.1, C-O excluding L (earn_ses06_rhr)
-  Monthly earnings (earn_ses06_mo)
 -  Mean monthly earnings by economic activity, collective pay agreement, sex (earn_ses06_19)
 -  Mean monthly earnings by economic activity, sex, age (earn_ses06_20)
 -  Mean monthly earnings by sex, age, occupation - NACE Rev. 1.1, C-O excluding L (earn_ses06_21)
 -  Mean monthly earnings by economic activity, sex, employment contract (earn_ses06_22)
 -  Mean monthly earnings by economic activity, sex, educational attainment (earn_ses06_23)
 -  Mean monthly earnings by economic activity, sex, length of service with the enterprise (earn_ses06_24)
 -  Mean monthly earnings by size class of the enterprise, sex, occupation (earn_ses06_25)
 -  Mean monthly earnings by economic activity, sex, occupation (earn_ses06_48)
 -  Monthly earnings by quantiles and contractual working time (enterprises with 10 employed persons or more) - NACE Re(...) (earn_ses_mdeci)
 -  Monthly earnings by economic control (enterprises with 10 employed persons or more) - NACE Rev. 1.1, C-O excluding L (earn_ses_mctrl)
-  Annual earnings (earn_ses06_an)
 -  Mean annual earnings by economic activity, collective pay agreement, sex (earn_ses06_26)
 -  Mean annual earnings by economic activity, sex, age (earn_ses06_27)
 -  Mean annual earnings by sex, age, occupation - NACE Rev. 1.1, C-O excluding L (earn_ses06_28)
 -  Mean annual earnings by economic activity, sex, employment contract (earn_ses06_29)
 -  Mean annual earnings by economic activity, sex, educational attainment (earn_ses06_30)
 -  Mean annual earnings by economic activity, sex, length of service with the enterprise (earn_ses06_31)
 -  Mean annual earnings by size class of the enterprise, sex, occupation (earn_ses06_32)
 -  Mean annual earnings by economic activity, sex, occupation (earn_ses06_49)
 -  Annual earnings by quantiles and contractual working time (enterprises with 10 employed persons or more) - NACE Rev(...) (earn_ses_adece)
 -  Annual earnings by economic control (enterprises with 10 employed persons or more) - NACE Rev. 1.1, C-O excluding L (earn_ses_actrl)
 -  Mean annual earnings by NUTS 1 regions (enterprises with 10 employees or more) - NACE Rev. 1.1, C-O excluding L (earn_ses06_rann)
-  Hours paid (earn_ses06_hrp)
 -  Mean monthly hours paid by economic activity, collective pay agreement, sex (earn_ses06_33)
 -  Mean monthly hours paid by economic activity, sex, age (earn_ses06_34)
 -  Mean monthly hours paid by sex, age, occupation - NACE Rev. 1.1, C-O excluding L (earn_ses06_35)
 -  Mean monthly hours paid by economic activity, sex, employment contract (earn_ses06_36)
 -  Mean monthly hours paid by economic activity, sex, educational attainment (earn_ses06_37)
 -  Mean monthly hours paid by economic activity, sex, length of service with the enterprise (earn_ses06_38)






































-  Mean monthly hours paid by size class of the enterprise, sex, occupation (earn_ses06_39)
-  Mean monthly hours paid by economic activity, sex, occupation (earn_ses06_50)
-  Annual holidays (earn_ses06_hol)
 -  Mean annual holidays by economic activity, collective pay agreement, sex (earn_ses06_40)
 -  Mean annual holidays by economic activity, sex, age (earn_ses06_41)
 -  Mean annual holidays by sex, age, occupation - NACE Rev. 1.1, C-O excluding L (earn_ses06_42)
 -  Mean annual holidays by economic activity, sex, employment contract (earn_ses06_43)
 -  Mean annual holidays by economic activity, sex, educational attainment (earn_ses06_44)
 -  Mean annual holidays by economic activity, sex, length of service with the enterprise (earn_ses06_45)
 -  Mean annual holidays by size class of the enterprise, sex, occupation (earn_ses06_46)
 -  Mean annual holidays by economic activity, sex, occupation (earn_ses06_51)
-  Structure of earnings survey 2002 (earn_ses)
 -  Number of employees (earn_ses_nrsal)
 -  Number of employees by economic activity, collective pay agreement, sex, employment contract (earn_ses_agt01)
 -  Number of employees by economic activity, sex, age (earn_ses_agt02)
 -  Number of employees by size of the enterprise, sex, occupation (earn_ses_agt03)
 -  Number of employees by economic activity, sex, level of educational attainment (earn_ses_agt04)
 -  Number of employees by economic activity, sex, length of service in the enterprise (earn_ses_agt05)
 -  Number of employees by economic activity, economic control, sex (earn_ses_agt06)
 -  Hourly earnings (earn_ses_hr)
 -  Mean hourly earnings by economic activity, collective pay agreement, sex (earn_ses_agt12)
 -  Mean hourly earnings by economic activity, sex, age (earn_ses_agt13)
 -  Mean hourly earnings by sex, age, occupation (earn_ses_agt14)
 -  Mean hourly earnings by economic activity, sex, employment contract (earn_ses_agt15)
 -  Mean hourly earnings by economic activity, sex, educational attainment (earn_ses_agt16)
 -  Mean hourly earnings by economic activity, sex, length of service in the enterprise (earn_ses_agt17)
 -  Mean hourly earnings by size of the enterprise, sex, occupation (earn_ses_agt18)
 -  Monthly earnings (earn_ses_mo)
 -  Mean monthly earnings by economic activity, collective pay agreement, sex (earn_ses_agt19)
 -  Mean monthly earnings by economic activity, sex, age (earn_ses_agt20)
 -  Mean monthly earnings by sex, age, occupation (earn_ses_agt21)
 -  Mean monthly earnings by economic activity, sex, employment contract (earn_ses_agt22)
 -  Mean monthly earnings by economic activity, sex, educational attainment (earn_ses_agt23)
 -  Mean monthly earnings by economic activity, sex, length of service in the enterprise (earn_ses_agt24)
 -  Mean monthly earnings by size of the enterprise, sex, occupation (earn_ses_agt25)
 -  Annual earnings (earn_ses_an)
 -  Mean annual earnings by economic activity, collective pay agreement, sex (earn_ses_agt26)
 -  Mean annual earnings by economic activity, sex, age (earn_ses_agt27)
 -  Mean annual earnings by sex, age, occupation (earn_ses_agt28)
 -  Mean annual earnings by economic activity, sex, employment contract (earn_ses_agt29)
 -  Mean annual earnings by economic activity, sex, educational attainment (earn_ses_agt30)
 -  Mean annual earnings by economic activity, sex, length of service in the enterprise (earn_ses_agt31)











-  Mean annual earnings by size of the enterprise, sex, occupation (earn_ses_agt32)
-  Hours paid (earn_ses_hrpaid)
 -  Mean monthly hours paid by economic activity, collective pay agreement, sex (earn_ses_agt33)
 -  Mean monthly hours paid by economic activity, sex, age (earn_ses_agt34)
 -  Mean monthly hours paid by sex, age, occupation (earn_ses_agt35)
 -  Mean monthly hours paid by economic activity, sex, employment contract (earn_ses_agt36)
 -  Mean monthly hours paid by economic activity, sex, educational attainment (earn_ses_agt37)
 -  Mean monthly hours paid by economic activity, sex, length of service in the enterprise (earn_ses_agt38)
 -  Mean monthly hours paid by size of the enterprise, sex, occupation (earn_ses_agt39)
-  Annual holidays (earn_ses_anhol)
 -  Mean annual holidays by economic activity, collective pay agreement, sex (earn_ses_agt40)
 -  Mean annual holidays by economic activity, sex, age (earn_ses_agt41)
 -  Mean annual holidays by sex, age, occupation (earn_ses_agt42)
 -  Mean annual holidays by economic activity, sex, employment contract (earn_ses_agt43)
 -  Mean annual holidays by economic activity, sex, educational attainment (earn_ses_agt44)
 -  Mean annual holidays by economic activity, sex, length of service in the enterprise (earn_ses_agt45)
 -  Mean annual holidays by size of the enterprise, sex, occupation (earn_ses_agt46)
-  Gender pay gap in unadjusted form (earn_grpgg)
 -  Gender pay gap in unadjusted form - NACE Rev. 2 (earn_grpgg2)
 -  Gender pay gap in unadjusted form in % - NACE Rev. 2 (structure of earnings survey methodology) (earn_gr_gpgr2)
 -  Gender pay gap in unadjusted form by age in % - NACE Rev. 2, B-S excluding O (structure of earnings survey methodology) (earn_gr_gpgr2ag)
 -  Gender pay gap in unadjusted form by economic control in % - NACE Rev. 2, B-S excluding O (Structure of Earnings Su(...)) (earn_gr_gpgr2ct)
 -  Gender pay gap in unadjusted form by working time in % - NACE Rev. 2, B-S excluding O (Structure of Earnings Survey(...)) (earn_gr_gpgr2wt)
 -  Gender pay gap in unadjusted form - NACE Rev. 1.1 (earn_grpgg1)
 -  Gender pay gap in unadjusted form in % - NACE Rev. 1.1 (Structure of Earnings Survey methodology) (earn_gr_gpg)
 -  Gender pay gap in unadjusted form in % (national sources: 1994 to 2006) (earn_gr_hpgg)
-  Minimum wages (earn_minw)
 -  Monthly minimum wages - bi-annual data (earn_mw_cur)
 -  Monthly minimum wage as a proportion of average monthly earnings (%) - NACE Rev. 2 (from 2008 onwards) (earn_mw_avgr2)
 -  Monthly minimum wage as a proportion of average monthly earnings (%) - NACE Rev. 1.1 (1999-2009) (earn_mw_avgr1)
-  Gross earnings: historical data (earn_gr_hist)
 -  Average annual gross earnings by economic activity - NACE Rev. 2 (earn_gr_nace2)
 -  Number of employees by economic activity corresponding to earnings data - NACE Rev. 2 (earn_gr_empnac2)
 -  Average annual gross earnings by economic activity - NACE Rev. 1.1 (earn_gr_nace)
 -  Number of employees by economic activity corresponding to earnings data - NACE Rev. 1.1 (earn_gr_empnace)
 -  Average annual gross earnings by occupation (earn_gr_isco)
 -  Number of employees by occupation corresponding to earnings data (earn_gr_empisco)
-  Labour costs (lc)
 -  Labour cost index (lci)











































-  ZIP Labour cost index, nominal value - quarterly data (NACE Rev. 2) (lc_lci_r2_q)
-  ZIP Labour cost index, nominal value - annual data (NACE Rev. 2) (lc_lci_r2_a)
-  ZIP Labour cost index - Country weights - NACE Rev.2 (lc_lci_r2_cow)
-  ZIP Labour cost index - Item weights - NACE Rev.2 (lc_lci_r2_itw)
-  Labour costs index: historical data - NACE Rev. 1.1 (lci_hist)
 -  ZIP Labour cost index, nominal value - quarterly data (lc_lci_r1_q)
 -  ZIP Labour cost index, nominal value - annual data (lc_lci_r1_a)
 -  ZIP Labour cost index - Country weights (lc_lci_r1_cow)
 -  ZIP Labour cost index - Item weights (lc_lci_r1_itw)
-  Labour costs annual data (lcan)
 -  ZIP Labour cost levels (lc_lci_lev)
 -  Labour costs: annual historical data (lcan_hist)
 -  ZIP Labour costs annual data - NACE Rev. 2 (lc_an_cost_r2)
 -  ZIP Structure of labour costs (%) - NACE Rev. 2 (lc_an_struc_r2)
 -  ZIP Hourly labour costs - NACE Rev. 1.1 (lc_an_costh)
 -  ZIP Monthly labour costs - NACE Rev. 1.1 (lc_an_costm)
 -  ZIP Structure of labour costs (%) - NACE Rev. 1.1 (lc_an_struc)
-  Labour cost surveys (lcs)
 -  Labour costs survey 2008 and 2012 - NACE Rev. 2 (lcs_r2)
 -  ZIP Labour cost, wages and salaries, direct remuneration (excluding apprentices) - NACE Rev. 2 (lc_ncost_r2)
 -  ZIP Labour cost, wages and salaries (including apprentices) - NACE Rev. 2 (lc_ncostot_r2)
 -  ZIP Structure of labour cost as % of total cost - NACE Rev. 2 (lc_nstruc_r2)
 -  ZIP Number of employees, hours actually worked and paid - NACE Rev. 2 (lc_nnum1_r2)
 -  ZIP Number of hours actually worked and paid per employee - NACE Rev. 2 (lc_nnum2_r2)
 -  ZIP Number of statistical units - NACE Rev. 2 (lc_nstu_r2)
 -  ZIP Hours actually worked compared to hours paid - NACE Rev. 2 (lc_nhour_r2)
 -  ZIP Labour cost, wages and salaries, and direct remuneration by NUTS 1 regions - NACE Rev. 2 (lc_rcost_r2)
 -  ZIP Structure of labour cost as % of total cost by NUTS 1 regions - NACE Rev. 2 (lc_rstruc_r2)
 -  ZIP Number of employees, hours actually worked and paid by NUTS 1 regions - NACE Rev. 2 (lc_rnum1_r2)
 -  ZIP Number of hours actually worked and paid per employee by NUTS 1 regions - NACE Rev. 2 (lc_rnum2_r2)
 -  ZIP Number of statistical units by NUTS 1 regions - NACE Rev. 2 (lc_rstu_r2)
 -  Labour costs survey 2008 - NACE Rev. 1.1 (lcs2008_r1)
 -  ZIP Labour cost, wages and salaries, direct remuneration - NACE Rev. 1.1 (source LCS 2008) (lc_n08cost_r1)
 -  ZIP Structure of labour cost as % of total cost - NACE Rev. 1.1 (source LCS 2008) (lc_n08struc_r1)
 -  ZIP Number of employees, hours actually worked and paid - NACE Rev. 1.1 (source LCS 2008) (lc_n08num1_r1)
 -  ZIP Number of hours actually worked and paid per employee - NACE Rev. 1.1 (source LCS 2008) (lc_n08num2_r1)
 -  ZIP Number of statistical units - NACE Rev. 1.1 (source LCS 2008) (lc_n08stu_r1)
 -  ZIP Hours actually worked compared to hours paid - NACE Rev. 1.1 (source LCS 2008) (lc_n08hour_r1)
 -  Labour costs survey 2004 (lcs2004)
 -  ZIP Labour cost, wages and salaries, direct remuneration (lc_n04cost)
 -  ZIP Structure of labour cost as % of total cost (lc_n04struc)
 -  ZIP Number of employees, hours actually worked and paid (lc_n04num1)


-  ZIP Number of hours actually worked and paid per employee (lc_n04num2)
-  ZIP Number of statistical units (lc_n04stu)
-  ZIP Hours actually worked compared to hours paid (lc_n04hour)
-  ZIP Labour cost, wages and salaries, and direct remuneration by NUTS 1 regions (lc_r04cost)
-  ZIP Structure of labour cost as % of total cost by NUTS 1 regions (lc_r04struc)
-  ZIP Number of employees, hours actually worked and paid by NUTS 1 regions (lc_r04num1)
-  ZIP Number of hours actually worked and paid per employee by NUTS 1 regions (lc_r04num2)
-  ZIP Number of statistical units by NUTS 1 regions (lc_r04stu)
-  Labour costs survey 2000 (lcs2000)
 -  ZIP Labour cost, wages and salaries, direct remuneration (lc_n00cost)
 -  ZIP Structure of labour cost as % of total cost (lc_n00struc)
 -  ZIP Number of employees, hours worked and paid (lc_n00num1)
 -  ZIP Number of hours worked and paid per employee (lc_n00num2)
 -  ZIP Number of statistical units (lc_n00stu)
 -  ZIP Temporary staff: labour cost, number of employees and number of hours worked (lc_n00temp)
 -  ZIP Hours worked compared to hours paid (lc_n00hour)
 -  ZIP Labour cost, wages and salaries and direct remuneration by NUTS 1 regions (lc_r00cost)
 -  ZIP Structure of labour cost as % of total cost by NUTS 1 regions (lc_r00struc)
 -  ZIP Number of employees, hours worked and paid by NUTS 1 regions (lc_r00num1)
 -  ZIP Number of hours worked and paid per employee by NUTS 1 regions (lc_r00num2)
 -  ZIP Number of statistical units by NUTS 1 regions (lc_r00stu)
-  Labour market policy (source: DG EMPL) (Imp)
 -  Public expenditure on labour market policy (LMP) interventions (source: DG EMPL) (Imp_expend)
 -  ZIP LMP expenditure by type of action - summary tables (source: DG EMPL) (Imp_expsumm)
 -  ZIP Expenditure by LMP intervention - Belgium (source: DG EMPL) (Imp_expme_be)
 -  ZIP Expenditure by LMP intervention - Bulgaria (source: DG EMPL) (Imp_expme_bg)
 -  ZIP Expenditure by LMP intervention - Czech Republic (source: DG EMPL) (Imp_expme_cz)
 -  ZIP Expenditure by LMP intervention - Denmark (source: DG EMPL) (Imp_expme_dk)
 -  ZIP Expenditure by LMP intervention - Germany (source: DG EMPL) (Imp_expme_de)
 -  ZIP Expenditure by LMP intervention - Estonia (source: DG EMPL) (Imp_expme_ee)
 -  ZIP Expenditure by LMP intervention - Ireland (source: DG EMPL) (Imp_expme_ie)
 -  ZIP Expenditure by LMP intervention - Greece (source: DG EMPL) (Imp_expme_el)
 -  ZIP Expenditure by LMP intervention - Spain (source: DG EMPL) (Imp_expme_es)
 -  ZIP Expenditure by LMP intervention - France (source: DG EMPL) (Imp_expme_fr)
 -  ZIP Expenditure by LMP intervention - Croatia (source: DG EMPL) (Imp_expme_hr)
 -  ZIP Expenditure by LMP intervention - Italy (source: DG EMPL) (Imp_expme_it)
 -  ZIP Expenditure by LMP intervention - Cyprus (source: DG EMPL) (Imp_expme_cy)
 -  ZIP Expenditure by LMP intervention - Latvia (source: DG EMPL) (Imp_expme_lv)
 -  ZIP Expenditure by LMP intervention - Lithuania (source: DG EMPL) (Imp_expme_lt)
 -  ZIP Expenditure by LMP intervention - Luxembourg (source: DG EMPL) (Imp_expme_lu)
 -  ZIP Expenditure by LMP intervention - Hungary (source: DG EMPL) (Imp_expme_hu)
 -  ZIP Expenditure by LMP intervention - Malta (source: DG EMPL) (Imp_expme_mt)
 -  ZIP Expenditure by LMP intervention - Netherlands (source: DG EMPL) (Imp_expme_nl)
 -  ZIP Expenditure by LMP intervention - Austria (source: DG EMPL) (Imp_expme_at)
 -  ZIP Expenditure by LMP intervention - Poland (source: DG EMPL) (Imp_expme_pl)
 -  ZIP Expenditure by LMP intervention - Portugal (source: DG EMPL) (Imp_expme_pt)
 -  ZIP Expenditure by LMP intervention - Romania (source: DG EMPL) (Imp_expme_ro)
 -  ZIP Expenditure by LMP intervention - Slovenia (source: DG EMPL) (Imp_expme_si)
 -  ZIP Expenditure by LMP intervention - Slovakia (source: DG EMPL) (Imp_expme_sk)
 -  ZIP Expenditure by LMP intervention - Finland (source: DG EMPL) (Imp_expme_fi)

-  ZIP Expenditure by LMP intervention - Sweden (source: DG EMPL) (Imp_expme_se)
-  ZIP Expenditure by LMP intervention - United Kingdom (source: DG EMPL) (Imp_expme_uk)
-  ZIP Expenditure by LMP intervention - Norway (source: DG EMPL) (Imp_expme_no)
-  Participants in labour market policy (LMP) interventions (source: DG EMPL) (Imp_particip)
 -  ZIP LMP participants by type of action - summary tables (source: DG EMPL) (Imp_partsumm)
 -  ZIP Participants by LMP intervention - Belgium (source: DG EMPL) (Imp_partme_be)
 -  ZIP Participants by LMP intervention - Bulgaria (source: DG EMPL) (Imp_partme_bg)
 -  ZIP Participants by LMP intervention - Czech Republic (source: DG EMPL) (Imp_partme_cz)
 -  ZIP Participants by LMP intervention - Denmark (source: DG EMPL) (Imp_partme_dk)
 -  ZIP Participants by LMP intervention - Germany (source: DG EMPL) (Imp_partme_de)
 -  ZIP Participants by LMP intervention - Estonia (source: DG EMPL) (Imp_partme_ee)
 -  ZIP Participants by LMP intervention - Ireland (source: DG EMPL) (Imp_partme_ie)
 -  ZIP Participants by LMP intervention - Greece (source: DG EMPL) (Imp_partme_el)
 -  ZIP Participants by LMP intervention - Spain (source: DG EMPL) (Imp_partme_es)
 -  ZIP Participants by LMP intervention - France (source: DG EMPL) (Imp_partme_fr)
 -  ZIP Participants by LMP intervention - Croatia (source: DG EMPL) (Imp_partme_hr)
 -  ZIP Participants by LMP intervention - Italy (source: DG EMPL) (Imp_partme_it)
 -  ZIP Participants by LMP intervention - Cyprus (source: DG EMPL) (Imp_partme_cy)
 -  ZIP Participants by LMP intervention - Latvia (source: DG EMPL) (Imp_partme_lv)
 -  ZIP Participants by LMP intervention - Lithuania (source: DG EMPL) (Imp_partme_lt)
 -  ZIP Participants by LMP intervention - Luxembourg (source: DG EMPL) (Imp_partme_lu)
 -  ZIP Participants by LMP intervention - Hungary (source: DG EMPL) (Imp_partme_hu)
 -  ZIP Participants by LMP intervention - Malta (source: DG EMPL) (Imp_partme_mt)
 -  ZIP Participants by LMP intervention - Netherlands (source: DG EMPL) (Imp_partme_nl)
 -  ZIP Participants by LMP intervention - Austria (source: DG EMPL) (Imp_partme_at)
 -  ZIP Participants by LMP intervention - Poland (source: DG EMPL) (Imp_partme_pl)
 -  ZIP Participants by LMP intervention - Portugal (source: DG EMPL) (Imp_partme_pt)
 -  ZIP Participants by LMP intervention - Romania (source: DG EMPL) (Imp_partme_ro)
 -  ZIP Participants by LMP intervention - Slovenia (source: DG EMPL) (Imp_partme_si)
 -  ZIP Participants by LMP intervention - Slovakia (source: DG EMPL) (Imp_partme_sk)
 -  ZIP Participants by LMP intervention - Finland (source: DG EMPL) (Imp_partme_fi)
 -  ZIP Participants by LMP intervention - Sweden (source: DG EMPL) (Imp_partme_se)
 -  ZIP Participants by LMP intervention - United Kingdom (source: DG EMPL) (Imp_partme_uk)
 -  ZIP Participants by LMP intervention - Norway (source: DG EMPL) (Imp_partme_no)
-  LMP indicators (source: DG EMPL) (Imp_indic)
 -  ZIP Activation-Support - LMP participants per 100 persons wanting to work (source: DG EMPL) (Imp_ind_actsup)
 -  ZIP Activation of registered unemployed (source: DG EMPL) (Imp_ind_actru)
 -  ZIP Timely activation - share of LMP entrants not previously long-term unemployed (source: DG EMPL) (Imp_ind_actime)
 -  ZIP LMP expenditure (source: DG EMPL) (Imp_ind_exp)
-  ZIP Persons registered with Public Employment Services - PES (source: DG EMPL) (Imp_rjru)
-  Living conditions and welfare (livcon)
 -  Consumption expenditure of private households (hbs)
 -  Mean consumption expenditure of private households (hbs_exp)
 -  ZIP Mean consumption expenditure by household and per adult equivalent (hbs_exp_t111)
 -  ZIP Mean consumption expenditure by detailed COICOP level (in PPS) (hbs_exp_t121)
 -  ZIP Mean consumption expenditure per household with expenditure greater than zero by detailed COICOP level (in PPS) (hbs_exp_t123)
 -  ZIP Mean consumption expenditure by socio-economic category of the reference person (in PPS) (hbs_exp_t131)

-  Mean consumption expenditure by number of active persons (in PPS) (hbs_exp_t132)
-  Mean consumption expenditure by income quintile (in PPS) (hbs_exp_t133)
-  Mean consumption expenditure by type of household (in PPS) (hbs_exp_t134)
-  Mean consumption expenditure by age of the reference person (in PPS) (hbs_exp_t135)
-  Mean consumption expenditure by degree of urbanisation (in PPS) (hbs_exp_t136)
-  Mean consumption expenditure by main source of the household's income (in PPS) (hbs_exp_t137)
-  Structure of mean consumption expenditure (hbs_struc)
 -  Overall structure of consumption expenditure by detailed COICOP level (1 000) (hbs_str_t211)
 -  Structure of consumption expenditure by socio-economic category of the reference person (COICOP level 2) (1 000) (hbs_str_t221)
 -  Structure of consumption expenditure by number of active persons (COICOP level 2) (1 000) (hbs_str_t222)
 -  Structure of consumption expenditure by income quintile (COICOP level 2) (1 000) (hbs_str_t223)
 -  Structure of consumption expenditure by type of household (COICOP level 2) (1 000) (hbs_str_t224)
 -  Structure of consumption expenditure by age of the reference person (COICOP level 2) (1 000) (hbs_str_t225)
 -  Structure of consumption expenditure by degree of urbanisation (COICOP level 2) (1 000) (hbs_str_t226)
 -  Structure of consumption expenditure by main source of income (COICOP level 2) (1 000) (hbs_str_t227)
-  Household characteristics (hbs_carac)
 -  Household characteristics by socio-economic category of the reference person (hbs_car_t311)
 -  Household characteristics by number of active persons (hbs_car_t312)
 -  Household characteristics by type of household (hbs_car_t313)
 -  Household characteristics by age of the reference person (hbs_car_t314)
 -  Household characteristics by urbanisation degree (hbs_car_t315)
 -  Household characteristics by main source of income (hbs_car_t316)
-  Income and living conditions (ilc)
 -  People at risk of poverty or social exclusion (Europe 2020 strategy) (ilc_pe)
 -  Main indicator - Europe 2020 target on poverty and social exclusion (ilc_peps)
 -  People at risk of poverty or social exclusion by age and sex (ilc_peps01)
 -  People at risk of poverty or social exclusion by most frequent activity status (population aged 18 and over) (ilc_peps02)
 -  People at risk of poverty or social exclusion by income quintile and household type (ilc_peps03)
 -  People at risk of poverty or social exclusion by education level (population aged 18 and over) (ilc_peps04)
 -  People at risk of poverty or social exclusion by broad group of citizenship (population aged 18 and over) (ilc_peps05)
 -  People at risk of poverty or social exclusion by broad group of country of birth (population aged 18 and over) (ilc_peps06)
 -  People at risk of poverty or social exclusion by tenure status (ilc_peps07)
 -  People at risk of poverty or social exclusion by NUTS 2 regions (ilc_peps11)
 -  People at risk of poverty or social exclusion by degree of urbanisation (ilc_peps13)
 -  Children at risk of poverty or social exclusion by highest education level of their parents (population aged 0 to 1(...)) (ilc_peps60)
 -  Intersections between sub-populations of Europe 2020 indicators on poverty and social exclusion (ilc_pees)
 -  Intersections of Europe 2020 Poverty Target Indicators by age and sex (ilc_pees01)







-  Intersections of Europe 2020 Poverty Target Indicators by most frequent activity status (population aged 18 and over) (ilc_pees02)
-  Intersections of Europe 2020 Poverty Target Indicators by income quintile (ilc_pees03)
-  Intersections of Europe 2020 Poverty Target Indicators by type of household (ilc_pees04)
-  Intersections of Europe 2020 Poverty Target Indicators by education level (population aged 18 and over) (ilc_pees05)
-  Intersections of Europe 2020 Poverty Target Indicators by broad group of citizenship (population aged 18 and over) (ilc_pees06)
-  Intersections of Europe 2020 Poverty Target Indicators by broad group of country of birth (population aged 18 and over) (ilc_pees07)
-  Intersections of Europe 2020 Poverty Target Indicators by tenure status (ilc_pees08)
-  Income distribution and monetary poverty (ilc_ip)
 -  Monetary poverty (ilc_li)
 -  At-risk-of-poverty thresholds (source: SILC) (ilc_li01)
 -  At-risk-of-poverty rate by poverty threshold, age and sex (source: SILC) (ilc_li02)
 -  At-risk-of-poverty rate by poverty threshold and household type (source: SILC) (ilc_li03)
 -  At-risk-of-poverty rate by poverty threshold and most frequent activity in the previous year (source: SILC) (ilc_li04)
 -  At-risk-of-poverty rate by poverty threshold and main source of income (source: ECHP) (ilc_li05)
 -  At-risk-of-poverty rate by poverty threshold and work intensity of the household (population aged 0 to 59 years) (s(...)) (ilc_li06)
 -  At-risk-of-poverty rate by poverty threshold and work intensity of the household (source: ECHP) (ilc_li06h)
 -  At-risk-of-poverty rate by poverty threshold and education level (source: SILC) (ilc_li07)
 -  At-risk-of-poverty rate by poverty threshold and tenure status (source: SILC) (ilc_li08)
 -  At-risk-of-poverty rate before social transfers (pensions included in social transfers) by poverty threshold, age a(...) (ilc_li09)
 -  At-risk-of-poverty rate before social transfers (pensions included in social transfers) by household type (source: SILC) (ilc_li09b)
 -  At-risk-of-poverty rate before social transfers (pensions excluded from social transfers) by poverty threshold, age(...) (ilc_li10)
 -  At-risk-of-poverty rate before social transfers (pensions excluded from social transfers) by household type (source(...)) (ilc_li10b)
 -  Relative at risk of poverty gap by poverty threshold (source: SILC) (ilc_li11)
 -  At-risk-of-poverty rate anchored at a point in time by sex and age (source: ECHP) (ilc_li20)
 -  Persistent at-risk-of-poverty rate by sex and age (source: SILC) (ilc_li21)
 -  At-risk-of-poverty rate anchored at a fixed moment in time (2005) by age and sex (source: SILC) (ilc_li22)
 -  At-risk-of-poverty rate anchored at a fixed moment in time (2008) by age and sex (source: SILC) (ilc_li22b)
 -  Persistent at-risk-of-poverty rate by household type (ilc_li23)
 -  Persistent at-risk-of-poverty rate by education level (ilc_li24)
 -  At-risk-of-poverty rate by broad group of citizenship (population aged 18 and over) (ilc_li31)
 -  At-risk-of-poverty rate by broad group of country of birth (population aged 18 and over) (ilc_li32)
 -  At-risk-of-poverty rate by NUTS 2 regions (ilc_li41)
 -  At-risk-of-poverty rate by degree of urbanisation (ilc_li43)
 -  At-risk-of-poverty rate after deducting housing costs by age and sex (ilc_li45)
 -  At-risk-of-poverty rate after deducting housing costs by degree of urbanisation (ilc_li48)
 -  Distribution of population by number of years spent in poverty within a four-year period (ilc_li51)

-  At-risk-of poverty rate for children by highest education level of their parents (population aged 0 to 17 years) (ilc_li60)
-  At-risk-of poverty rate for children by citizenship of their parents (population aged 0 to 17 years) (ilc_li33)
-  At-risk-of poverty rate for children by country of birth of their parents (population aged 0 to 17 years) (ilc_li34)
-  Monetary poverty for elderly people (ilc_pn)
 -  At-risk-of-poverty rate of older people by sex and selected age groups (source: SILC) (ilc_pnp1)
 -  At-risk-of-poverty rate of older people, by age and sex (source: SILC) (ilc_pns1)
 -  At-risk-of-poverty rate for pensioners (source: SILC) (ilc_pns6)
 -  At-risk-of-poverty rate of older people by tenure status (source: SILC) (ilc_pns7)
 -  Dispersion around the at-risk-of-poverty threshold by sex and selected age groups (source: SILC) (ilc_pns8)
 -  Gender differences in the at-risk-of-poverty rate (source: SILC) (ilc_pnp9)
 -  Relative median income ratio (65+) (source: SILC) (ilc_pnp2)
 -  Relative median income ratio (60+) (source: SILC) (ilc_pns2)
 -  Gender differences in the relative median income ratio (65+) (source: SILC) (ilc_pnp10)
 -  Gender differences in the relative median income ratio (60+) (source: SILC) (ilc_pns11)
 -  Aggregate replacement ratio (source: SILC) (ilc_pnp3)
 -  Gender differences in the aggregate replacement ratio (source: SILC) (ilc_pnp11)
 -  Inequality of income distribution S80/S20 income quintile share ratio (source: SILC) (ilc_pns4)
 -  Relative median at-risk-of-poverty gap of elderly people (source: SILC) (ilc_pns5)
-  In-work poverty (ilc_iw)
 -  In-work at-risk-of-poverty rate by age and sex (source: SILC) (ilc_iw01)
 -  In-work at-risk-of-poverty rate by household type (source: SILC) (ilc_iw02)
 -  In-work at-risk-of-poverty rate by work intensity of the household (population aged 18 to 59 years) (source: SILC) (ilc_iw03)
 -  In-work at-risk-of-poverty rate by education level (source: SILC) (ilc_iw04)
 -  In-work at-risk-of-poverty rate by type of contract (source: SILC) (ilc_iw05)
 -  In-work at-risk-of-poverty rate by months worked (source: SILC) (ilc_iw06)
 -  In-work at-risk-of-poverty rate by full-/part-time work (source: SILC) (ilc_iw07)
 -  In-work at-risk-of-poverty rate by broad group of citizenship (population aged 18 and over) (ilc_iw15)
 -  In-work at-risk-of-poverty rate by broad group of country of birth (population aged 18 and over) (ilc_iw16)
-  Distribution of income (ilc_di)
 -  Distribution of income by quantiles (source: SILC) (ilc_di01)
 -  Distribution of income by different income groups (source: SILC) (ilc_di02)
 -  Mean and median income by age and sex (source: SILC) (ilc_di03)
 -  Mean and median income by household type (source: SILC) (ilc_di04)
 -  Mean and median income by most frequent activity status (source: SILC) (ilc_di05)
 -  Mean and median income by main source of income (source: ECHP) (ilc_di06)
 -  Mean and median income by work intensity of the household (population aged 0 to 59 years) (source: SILC) (ilc_di07)
 -  Mean and median income by work intensity of the household (source: ECHP) (ilc_di07h)
 -  Mean and median income by education level (source: SILC) (ilc_di08)
 -  Mean and median income by tenure status (source: SILC) (ilc_di09)
 -  Mean and median income by ability to make ends meet (ilc_di10)
 -  S80/S20 income quintile share ratio by sex and selected age group (source: SILC) (ilc_di11)
 -  Gini coefficient of equivalised disposable income (source: SILC) (ilc_di12)










-  ZIP Gini coefficient of equivalised disposable income before social transfers (pensions included in social transfers) (ilc_di12b)
-  ZIP Gini coefficient of equivalised disposable income before social transfers (pensions excluded from social transfers) (ilc_di12c)
-  ZIP Mean and median income before social transfers (pensions included in social transfers) by age and sex (ilc_di13)
-  ZIP Mean and median income before social transfers (pensions included in social transfers) by household type (ilc_di13b)
-  ZIP Mean and median income before social transfers (pensions excluded from social transfers) by age and sex (ilc_di14)
-  ZIP Mean and median income before social transfers (pensions excluded from social transfers) by household type (ilc_di14b)
-  ZIP Mean and median income by broad group of citizenship (population aged 18 and over) (ilc_di15)
-  ZIP Mean and median income by broad group of country of birth (population aged 18 and over) (ilc_di16)
-  ZIP Mean and median income by degree of urbanisation (ilc_di17)
-  ZIP Share of people having income greater or equal to specific national thresholds by age and sex (ilc_di20)
-  ZIP Share of people having income greater or equal to specific national thresholds by degree of urbanisation (ilc_di23)
-  ZIP Share of people having income greater or equal to specific national thresholds by educational attainment level (ilc_di27)
-  ZIP Transitions of income within one year by decile (ilc_di30a)
-  ZIP Transitions of income within two years by decile (ilc_di30b)
-  ZIP Transitions of income within three years by decile (ilc_di30c)































Living conditions (ilc_lv)


Private households (ilc_lvph)








-  ZIP Average household size (source: SILC) (ilc_lvph01)
-  ZIP Distribution of households by household type from 2003 onwards (source: SILC) (ilc_lvph02)
-  ZIP Distribution of households by household type until 2001 (source: ECHP) (ilc_lvph02h)
-  ZIP Distribution of households by household size (source: SILC) (ilc_lvph03)
-  ZIP Distribution of households by household type and income level (source: SILC) (ilc_lvph04)
-  ZIP Distribution of households with children by number of children (source: EU-SILC) (ilc_lvph05)

Population structure (ilc_lvps)


-  ZIP Distribution of population by sex and age (source: SILC) (ilc_lvps01)
-  ZIP Distribution of population by household type and income group (source: SILC) (ilc_lvps02)
-  ZIP Distribution of population by work intensity of the household (population aged 0 to 59 years) (source: SILC) (ilc_lvps03)
-  ZIP Distribution of population aged 18 and over by education level and age group (source: SILC) (ilc_lvps04)
-  ZIP Share of young adults aged 18-34 living with their parents by age and sex (source: EU-SILC) (ilc_lvps08)
-  ZIP Share of young adults aged 18-34 living with their parents by self-defined current economic status (source: EU-SILC) (ilc_lvps09)
-  ZIP Share of young adults aged 18-34 living with their parents by type of contract (source: EU-SILC) (ilc_lvps10)
-  ZIP Distribution of population by broad group of citizenship and tenure status (population aged 18 and over) (ilc_lvps15)
-  ZIP Distribution of population by broad group of country of birth and tenure status (population aged 18 and over) (ilc_lvps16)

-  Share of children (aged less than 18) living with their parents by type of household (source: EU-SILC) (ilc_lvps20)
-  Distribution of children (aged less than 18) by highest education level of their parents and income group (ilc_lvps25)
-  Distribution of population aged 65 and over by type of household (source: EU-SILC) (ilc_lvps30)
-  Health and labour conditions (ilc_lvhl)
 -  Self defined health status by income level by sex and age (source: ECHP) (ilc_lk11)
 -  Distribution of population aged 18 and over by health status, age group and sex (source: SILC) (ilc_lvhl01)
 -  Distribution of population over 18 years by most frequent activity status, age group and sex (source: SILC) (ilc_lvhl02)
 -  Distribution of population aged 18 and over by occupation, income group and sex (source: SILC) (ilc_lvhl03)
 -  Distribution of population aged 18 and over by part-time or full-time employment, income group and sex (source: SILC) (ilc_lvhl04)
 -  People living in households with very low work intensity by age and sex (population aged 0 to 59 years) (ilc_lvhl11)
 -  People living in households with very low work intensity by most frequent activity status (population aged 18 to 59(...)) (ilc_lvhl12)
 -  People living in households with very low work intensity by income quintile and household type (population aged 0 t(...)) (ilc_lvhl13)
 -  People living in households with very low work intensity by education level (population aged 18 to 59 years) (ilc_lvhl14)
 -  People living in households with very low work intensity by broad group of citizenship (population aged 18 to 59 years) (ilc_lvhl15)
 -  People living in households with very low work intensity by broad group of country of birth (population aged 18 to (...)) (ilc_lvhl16)
 -  People living in households with very low work intensity by tenure status (population aged 0 to 59 years) (ilc_lvhl17)
 -  People living in households with very low work intensity by NUTS 2 regions (population aged 0 to 59 years) (ilc_lvhl21)
 -  People living in households with very low work intensity by degree of urbanisation (population aged 0 to 59 years) (ilc_lvhl23)
 -  Labour transitions by employment status (ilc_lvhl30)
 -  Labour transitions by type of contract (ilc_lvhl32)
 -  Labour transitions by type of contract - Changes in employment security (ilc_lvhl33)
 -  Labour transitions by pay level (ilc_lvhl34)
 -  Labour transitions by employment status and pay level - Changes in qualifications (ilc_lvhl35)
 -  Children living in households with very low work intensity by highest education level of their parents (population (...)) (ilc_lvhl60)
-  Housing conditions (ilc_lvho)
 -  Distribution of population by degree of urbanisation, dwelling type and income group (source: SILC) (ilc_lvho01)
 -  Distribution of population by tenure status, type of household and income group (source: SILC) (ilc_lvho02)
 -  Average number of rooms per person by tenure status and dwelling type from 2003 onwards (source: SILC) (ilc_lvho03)
 -  Average number of rooms per person by tenure status and dwelling type until 2001 (source: ECHP) (ilc_lvho03h)
 -  Average number of rooms per person by type of household and income group from 2003 (source: SILC) (ilc_lvho04)


-  Average number of rooms per person by degree of urbanization (ilc_lvho04d)
-  Average number of rooms per person by type of household and income group until 2001 (source: ECHP) (ilc_lvho04h)
-  Average number of rooms per person by NUTS 2 region (ilc_lvho04n)
-  Overcrowding rate (ilc_lvho_or)
 -  Overcrowding rate by age, sex and poverty status - Total population (source: SILC) (ilc_lvho05a)
 -  Overcrowding rate by household type - Total population (source: SILC) (ilc_lvho05b)
 -  Overcrowding rate by tenure status - Total population (source: SILC) (ilc_lvho05c)
 -  Overcrowding rate by degree of urbanisation - Total population (source: SILC) (ilc_lvho05d)
 -  Overcrowding rate by income quintile - Total population (source: SILC) (ilc_lvho05q)
 -  Overcrowding rate by age, sex and poverty status - Population without single-person households (source: SILC) (ilc_lvho06)
 -  Overcrowding rate by income quintile - Population without single-person households (source: SILC) (ilc_lvho06q)
 -  Overcrowding rate by age, sex and broad group of citizenship (total population aged 18 and over) (ilc_lvho15)
 -  Overcrowding rate by age, sex and broad group of country of birth (total population aged 18 and over) (ilc_lvho16)
-  Under-occupied dwellings (ilc_lvho_uo)
 -  Share of people living in under-occupied dwellings by age, sex and poverty status - Total population (source: SILC) (ilc_lvho50a)
 -  Share of people living in under-occupied dwellings by household type and income quintile - Total population (source(...)) (ilc_lvho50b)
 -  Share of people living in under-occupied dwellings by tenure status - Total population (source: SILC) (ilc_lvho50c)
 -  Share of people living in under-occupied dwellings by degree of urbanisation - Total population (source: SILC) (ilc_lvho50d)
-  Housing cost burden (ilc_lvho_hc)
 -  Housing cost overburden rate by age, sex and poverty status (source: SILC) (ilc_lvho07a)
 -  Housing cost overburden rate by income quintile (source: SILC) (ilc_lvho07b)
 -  Housing cost overburden rate by tenure status (source: SILC) (ilc_lvho07c)
 -  Housing cost overburden rate by degree of urbanisation (source: SILC) (ilc_lvho07d)
 -  Housing cost overburden rate by household type (source: SILC) (ilc_lvho07e)
 -  Median of the housing cost burden distribution by age, sex and poverty status (source: SILC) (ilc_lvho08a)
 -  Median of the housing cost burden distribution by degree of urbanisation (source: SILC) (ilc_lvho08b)
 -  Housing cost overburden rate by age, sex and broad group of citizenship (total population aged 18 and over) (ilc_lvho25)
 -  Housing cost overburden rate by age, sex and broad group of country of birth (total population aged 18 and over) (ilc_lvho26)
 -  Distribution of population by housing cost burden and sex (ilc_lvho27)
 -  Distribution of population by housing cost burden and tenure status (ilc_lvho28)
 -  Distribution of population by housing cost burden and degree of urbanisation (ilc_lvho29)
 -  Distribution of population by housing cost burden and household type (ilc_lvho30)
-  Childcare arrangements (ilc_ca)
 -  Formal childcare by age group and duration - % over the population of each age group (source: SILC) (ilc_caindformal)
 -  Average number of weekly hours of formal care by age group - Children with or without formal care (source: SILC) (ilc_camnforall)




-  Average number of weekly hours of formal care by age group - Children with at least 1 hour of formal care (source: SILC) (ilc_camnforg0)
-  Median number of weekly hours of formal care by age group - Children with at least 1 hour of formal care (source: SILC) (ilc_camdforg0)
-  Other types of childcare by age group and duration - % over the population of each age group (source: SILC) (ilc_caindothg0)
-  Average number of weekly hours of other types of care by age group - Children with or without other types of care (...) (ilc_camnothg0)
-  Average number of weekly hours of other types of care by age group - Children with at least one hour of other types(...) (ilc_camnothg0)
-  Median number of weekly hours of other types of care by age group - Children with at least one hour of other types (...) (ilc_camdothg0)
-  Children cared only by their parents by age group - % over the population of each age group (source: SILC) (ilc_caparents)






































 Material deprivation (ilc_md)








































 Material deprivation by dimension (ilc_mddd)

-  Material deprivation rate - Economic strain and durables dimension (source: SILC) (ilc_sip8)
-  Mean number of deprivation items among the deprived - Economic strain and durables dimension (source: SILC) (ilc_sis4)
-  Material deprivation for the 'Economic strain' dimension, by number of item (source: SILC) (ilc_mddd01)
-  Material deprivation for the 'Durables' dimension, by number of item (source: SILC) (ilc_mddd02)
-  Material deprivation for the 'Economic strain' and 'Durables' dimensions, by number of item (source: SILC) (ilc_mddd03)
-  Material deprivation for the 'Housing' dimension, by household type, poverty status and by number of item (source: SILC) (ilc_mddd04a)
-  Material deprivation for the 'Housing' dimension, by age, sex and by number of item (source: SILC) (ilc_mddd04b)
-  Material deprivation for the 'Environment' dimension, by number of item (source: SILC) (ilc_mddd05)
-  Severe material deprivation rate by age and sex (ilc_mddd11)
-  Severe material deprivation rate by most frequent activity status (population aged 18 and over) (ilc_mddd12)
-  Severe material deprivation rate by income quintile and household type (ilc_mddd13)
-  Severe material deprivation rate by education level (population aged 18 and over) (ilc_mddd14)
-  Severe material deprivation rate by broad group of citizenship (population aged 18 and over) (ilc_mddd15)
-  Severe material deprivation rate by broad group of country of birth (population aged 18 and over) (ilc_mddd16)
-  Severe material deprivation rate by tenure status (ilc_mddd17)
-  Severe material deprivation rate by NUTS 2 regions (ilc_mddd21)
-  Severe material deprivation rate by degree of urbanisation (ilc_mddd23)
-  Severe material deprivation rate for children by highest education level of their parents (population aged 0 to 17 (...)) (ilc_mddd60)






































 Economic strain (ilc_mdcs)

















































-  Inability to keep home adequately warm (source: SILC) (ilc_mdcs01)
-  Inability to afford paying for one week annual holiday away from home (source: SILC) (ilc_mdcs02)
-  Inability to afford a meal with meat, chicken, fish (or vegetarian equivalent) every second day (source: SILC) (ilc_mdcs03)

-  Inability to face unexpected financial expenses (source: SILC) (ilc_md04)
-  Arrears (mortgage or rent, utility bills or hire purchase) from 2003 onwards (source: SILC) (ilc_md05)
-  Arrears (mortgage or rent, utility bills or hire purchase) until 2001 (source: ECHP) (ilc_md05h)
-  Arrears on mortgage or rent payments (source: SILC) (ilc_md06)
-  Arrears on utility bills (source: SILC) (ilc_md07)
-  Arrears on hire purchase instalments or other loan payments (source: SILC) (ilc_md08)
-  Inability to make ends meet (source: SILC) (ilc_md09)
-  Economic strain linked to dwelling (ilc_md)
-  Share of housing costs in disposable household income, by type of household and income group (source: SILC) (ilc_md01)
-  Share of rent related to occupied dwelling in disposable household income, by type of household and income group (s(...)) (ilc_md02)
-  Total housing costs in pps (source: SILC) (ilc_md03)
-  Financial burden of the total housing cost (source: SILC) (ilc_md04)
-  Financial burden of the repayment of debts from hire purchases or loans (source: SILC) (ilc_md05)
-  Durables (ilc_mddu)
-  Enforced lack of a telephone (source: SILC) (ilc_mddu01)
-  Enforced lack of a colour TV (source: SILC) (ilc_mddu02)
-  Enforced lack of a computer (source: SILC) (ilc_mddu03)
-  Enforced lack of a washing machine (source: SILC) (ilc_mddu04)
-  Enforced lack of a personal car (source: SILC) (ilc_mddu05)
-  Housing deprivation (ilc_mdho)
-  Severe housing deprivation rate by age, sex and poverty status (source: SILC) (ilc_mdho06a)
-  Severe housing deprivation rate by household type (source: SILC) (ilc_mdho06b)
-  Severe housing deprivation rate by tenure status (source: SILC) (ilc_mdho06c)
-  Severe housing deprivation rate by degree of urbanisation (source: SILC) (ilc_mdho06d)
-  Severe housing deprivation rate by income quintile (source: SILC) (ilc_mdho06q)
-  Share of total population living in a dwelling with a leaking roof, damp walls, floors or foundation, or rot in win(...) (ilc_mdho01)
-  Share of children (aged 0 to 17) living in a dwelling with a leaking roof, damp walls, floors or foundation, or rot(...) (ilc_mdho01c)
-  Share of total population having neither a bath, nor a shower in their dwelling (source: SILC) (ilc_mdho02)
-  Share of children (aged 0 to 17) having neither a bath, nor a shower in their dwelling (source: SILC) (ilc_mdho02c)
-  Share of total population not having indoor flushing toilet for the sole use of their household (source: SILC) (ilc_mdho03)
-  Share of children (aged 0 to 17) not having indoor flushing toilet for the sole use of their household (source: SILC) (ilc_mdho03c)
-  Share of total population considering their dwelling as too dark (source: SILC) (ilc_mdho04)
-  Share of children (aged 0 to 17) living in households considering their dwelling as too dark (source: SILC) (ilc_mdho04c)
-  Share of total population having neither a bath, nor a shower, nor indoor flushing toilet in their household (sourc(...)) (ilc_mdho05)
-  Environment of the dwelling (ilc_mddw)
-  Noise from neighbours or from the street (source: SILC) (ilc_mddw01)
-  Pollution, grime or other environmental problems (source: SILC) (ilc_mddw02)







-  ZIP Crime, violence or vandalism in the area (source: SILC) (ilc_mddw03)
-  ZIP Noise from neighbours or from the street by degree of urbanisation (ilc_mddw04)
-  ZIP Pollution, grime or other environmental problems by degree of urbanisation (ilc_mddw05)
-  ZIP Crime, violence or vandalism in the area by degree of urbanisation (ilc_mddw06)
-  EU-SILC ad-hoc modules (ilc_ahm)
 -  2011 - Intergenerational transmission of disadvantages (ilc_igt)
 -  ZIP Transition of education level from parents to current adults (population aged 25 - 59) (ilc_igtp01)
 -  ZIP Transition of ability to make ends meet from childhood to current situation (population aged 25 - 59) (ilc_igtp02)
 -  2012 - Housing conditions (ilc_hcm)
 -  ZIP Average size of dwelling by income quintile and tenure status (ilc_hcmh01)
 -  ZIP Average size of dwelling by household type and degree of urbanisation (ilc_hcmh02)
 -  ZIP Share of population living in a dwelling not comfortably cool during summer time by income quintile and degree of u(...) (ilc_hcmp03)
 -  ZIP Distribution of population by level of overall satisfaction with the dwelling and household type (ilc_hcmp04)
 -  ZIP Share of population having moved to other dwelling within the last five year period by tenure status and degree of (...) (ilc_hcmp05)
 -  ZIP Distribution of population by level of accessibility of public transport, income quintile and degree of urbanisation (ilc_hcmp06)
-  Social protection (spr)
 -  Social protection expenditure (spr_expend)
 -  ZIP Expenditure: main results (spr_exp_sum)
 -  ZIP Pensions (spr_exp_pens)
 -  Expenditure - Tables by functions, aggregated benefits and grouped schemes, in currency (spr_exp_cur)
 -  ZIP Tables by functions, aggregated benefits and grouped schemes - in MIO of national currency (spr_exp_nac)
 -  ZIP Tables by functions, aggregated benefits and grouped schemes - million EUR (spr_exp_eur)
 -  ZIP Tables by functions, aggregated benefits and grouped schemes - in MIO of PPS (spr_exp_pps)
 -  ZIP Tables by functions, aggregated benefits and grouped schemes - in PPS per head (spr_exp_ppsh)
 -  ZIP Tables by functions, aggregated benefits and grouped schemes - in % of the GDP (spr_exp_gdp)
 -  Expenditure - Tables by benefits, by function (spr_exp_func)
 -  ZIP Tables by benefits - sickness/health care function (spr_exp_fsi)
 -  ZIP Tables by benefits - disability function (spr_exp_fdi)
 -  ZIP Tables by benefits - old age function (spr_exp_fol)
 -  ZIP Tables by benefits - survivors function (spr_exp_fsu)
 -  ZIP Tables by benefits - family/children function (spr_exp_ffa)
 -  ZIP Tables by benefits - unemployment function (spr_exp_fun)
 -  ZIP Tables by benefits - housing function (spr_exp_fho)
 -  ZIP Tables by benefits - social exclusion n.e.c. function (spr_exp_fex)
 -  ZIP Tables by benefits - all functions (spr_exp_fto)
-  Social protection receipts (spr_receipts)
 -  ZIP Receipts by type (spr_rec_sumt)
 -  ZIP Receipts by sector of origin (spr_rec_sums)
 -  ZIP Receipts - Tables by sector of origin and type, in MIO of national currency (including 'euro fixed' series for euro(...)) (spr_rec_nac)


























-  Receipts - tables by sector of origin and type, million EUR (spr_rec_eur)
 -  Receipts - Tables by sector of origin and type, in % of the GDP (spr_rec_gdp)
-  Pensions beneficiaries (spr_pension)
 -  Pensions beneficiaries at 31st December (spr_pns_ben)
-  Net social protection benefits (spr_net_ben)
-  Time use survey - collection round 2000 (tus)
 -  Time spent, participation time and participation rate in the main activity by sex and age group - collection round 2000 (tus_00age)
 -  Time spent, participation time and participation rate in the secondary activity by sex and age group - collection r(...) (tus_00age2)
 -  Time spent, participation time and participation rate in the main activity by sex and household composition - colle(...) (tus_00hhstatus)
 -  Time spent, participation time and participation rate in the secondary activity by sex and household composition - (...) (tus_00hhstatus2)
 -  Time spent, participation time and participation rate in the main activity by sex and highest level of education at(...) (tus_00educ)
 -  Time spent, participation time and participation rate in the secondary activity by sex and education attained - col(...) (tus_00educ2)
 -  Time spent, participation time and participation rate in the main activity by sex and self-declared labour status -(...) (tus_00selfstat)
 -  Time spent, participation time and participation rate in the main activity by sex and professional status - collect(...) (tus_00profstat)
 -  Time spent, participation time and participation rate in the main activity by sex and day of the week - collection (...) (tus_00week)
 -  Time spent, participation time and participation rate in the main activity by sex and month of the year - collectio(...) (tus_00month)
 -  Participation rate in the main activity (wide groups) by sex and time of the day - collection round 2000 (tus_00starttime)
-  Youth (yth)
 -  Youth population (yth_demo)
 -  Child and youth population on 1 January by sex and age (yth_demo_010)
 -  Ratio of young people in the total population on 1 January by sex and age (yth_demo_020)
 -  Estimated average age of young people leaving the parental household by sex (yth_demo_030)
 -  Share of young people living with their parents by sex and age (yth_demo_050)
 -  Youth population on 1 January by sex, age and country of birth (yth_demo_060)
 -  Young immigrants by sex, age and country of birth (yth_demo_070)
 -  Young emigrants by sex, age and country of birth (yth_demo_080)
 -  Youth education and training (yth_educ)
 -  Young people with a given education attainment level by sex and age (yth_demo_040)
 -  Early leavers from education and training by sex and labour status (edat_ifse_14)
 -  People aged 30-34 with tertiary education attainment by sex (yth_educ_020)
 -  Young people aged 20-24 having completed upper secondary education by sex (yth_educ_030)
 -  Young people learning at least two foreign languages (yth_educ_040)
 -  Participation in non-formal education and training by sex and age (yth_educ_060)
 -  Youth employment (yth_empl)
 -  Youth employment by sex, age and educational attainment level (yth_empl_010)
 -  Youth employment rate by sex, age and country of birth (yth_empl_020)
 -  Youth employment rate by sex, age and NUTS 2 regions (yth_empl_030)
 -  Youth self-employment by sex, age and educational attainment level (yth_empl_040)
 -  Young temporary employees as percentage of the total number of employees, by sex, age and country of birth (yth_empl_050)















-  ZIP Part-time employment as percentage of the total employment for young people by sex, age and country of birth (yth_empl_060)
-  ZIP Main reasons for part-time employment of young people by sex and age (yth_empl_070)
-  ZIP Involuntary part-time employment as percentage of the total part-time employment for young people by sex and age (yth_empl_080)
-  ZIP Youth unemployment by sex, age and educational attainment level (yth_empl_090)
-  ZIP Youth unemployment rate by sex, age and country of birth (yth_empl_100)
-  ZIP Youth unemployment rate by sex and NUTS 2 regions (yth_empl_110)
-  ZIP Youth long-term unemployment rate (12 months or longer) by sex and age (yth_empl_120)
-  ZIP Youth long-term unemployment rate (12 months or longer) by sex and NUTS 2 regions (yth_empl_130)
-  ZIP Youth unemployment ratio by sex and age (yth_empl_140)
-  ZIP Young people not in employment and not in any education and training by sex, age and activity status (yth_empl_150)
-  ZIP Young people not in employment and not in any education and training by sex, age and educational attainment (yth_empl_160)
-  Youth health (yth_health)
 -  ZIP Young daily smokers by sex and age - collection round 2008 (yth_hlth_010)
 -  ZIP Young daily smokers by sex and income quintile - collection round 2008 (yth_hlth_011)
 -  ZIP Obesity of young people by sex and age - collection round 2008 (yth_hlth_020)
 -  ZIP Obesity of young people by sex and income quintile - collection round 2008 (yth_hlth_021)
 -  ZIP Crude death rate by suicide of young people by sex and age (yth_hlth_030)
 -  ZIP Psychological distress of young people (average score) by sex and age - collection round 2008 (yth_hlth_040)
 -  ZIP Injuries of young people following road accidents by sex and age (yth_hlth_050)
 -  ZIP Self-reported unmet needs of young people for medical examination for reasons of barriers of access, by sex, age and (...) (yth_hlth_060)
 -  ZIP Self-perceived health of young people by sex, age and income quintile (yth_hlth_070)
 -  ZIP Young people having a long-standing illness or health problem by sex, age and income quintile (yth_hlth_080)
 -  ZIP Self-perceived long-standing limitations of young people in usual activities due to health problems by sex, age and (...) (yth_hlth_090)
-  Youth social inclusion (yth_incl)
 -  ZIP Young people at risk of poverty or exclusion by sex and age (yth_incl_010)
 -  ZIP Young people's at-risk-of-poverty or exclusion rate by sex and country of birth (yth_incl_020)
 -  ZIP Young people's at-risk-of-poverty or exclusion rate by sex, age and living/not living with parents (yth_incl_030)
 -  ZIP Young people at risk of poverty by sex and age (yth_incl_040)
 -  ZIP Young people's at-risk-of-poverty rate by sex and country of birth (yth_incl_050)
 -  ZIP Young people's at-risk-of-poverty rate by sex, age and living/not living with parents (yth_incl_060)
 -  ZIP Severe material deprivation of young people by sex and age (yth_incl_070)
 -  ZIP Severe material deprivation rate of young people by sex and country of birth (yth_incl_080)
 -  ZIP Severe material deprivation rate of young people by sex, age and living/not living with parents (yth_incl_090)
 -  ZIP Young people living in households with very low work intensity by sex and age (yth_incl_100)
 -  ZIP Young people living in households with very low work intensity by sex and country of birth (yth_incl_110)
 -  ZIP Young people living in households with very low work intensity by sex, age and living/not living with parents (yth_incl_120)
 -  ZIP In-work at-risk-of-poverty rate for young people by sex and age (yth_incl_130)




































-  Severe housing deprivation rate for young people by age, sex and poverty status (yth_incl_140)
-  Overcrowding rate for young people by sex, age and poverty status (yth_incl_150)
-  Housing cost overburden rate for young people by sex, age and poverty status (yth_incl_160)
-  Youth - culture and creativity (yth_cult)
 -  Frequency of going to cinema, live performances, cultural sites or attending live sport events by sex and age (yth_cult_010)
-  Youth participation (yth_part)
 -  Frequency of getting together with relatives or friends by sex and age (yth_part_010)
 -  Frequency of contacts with relatives or friends by sex and age (yth_part_020)
 -  Participation of young people in activities of churches or other religious organisations by sex and age (yth_part_030)
-  Youth volunteering (yth_volunt)
 -  Participation of young people in informal voluntary activities by sex and age (yth_volunt_010)
-  Youth in the digital world (yth_isoc)
 -  Individuals - frequency of internet use (isoc_ci_ifp_fu)
 -  Individuals - frequency of computer use (isoc_ci_cfp_fu)
 -  Individuals' level of internet skills (isoc_sk_iskl_i)
 -  Individuals' level of computer skills (isoc_sk_cskl_i)
 -  Way of obtaining e-skills (isoc_sk_how_i)
 -  Internet activities - individuals (isoc_ci_ac_i)
 -  Internet use and activities (isoc_bde15cua)
-  Crime and criminal justice (crim)
 -  Crimes recorded by the police (crim_gen)
 -  Crimes recorded by the police - NUTS 3 regions (crim_gen_reg)
 -  Crimes recorded by the police: homicide in cities (crim_hom_city)
 -  Crimes recorded by the police: historical data (total crime) 1950-2000 (crim_hist)
 -  Police officers (crim_plce)
 -  Prison population (crim_pris)
 -  Prison population: historical data 1987-2000 (crim_pris_hist)
-  Industry, trade and services (icts)
 -  Short-term business statistics (sts)
 -  Industry (sts_ind)
 -  Production in industry (sts_ind_prod)
 -  Production in industry - monthly data (2010 = 100) (sts_inpr_m)
 -  Production in industry - monthly data, percentage change (sts_inprgr_m)
 -  Production in industry - quarterly data (2010 = 100) (sts_inpr_q)
 -  Production in industry - quarterly data, percentage change (sts_inprgr_q)
 -  Production in industry - annual data (2010 = 100) (sts_inpr_a)
 -  Production in industry - annual data, percentage change (sts_inprgr_a)
 -  Turnover in industry (sts_ind_tovt)
 -  Turnover in industry, total (sts_ind_tovtt)
 -  Turnover in industry, total - monthly data (2010 = 100) (sts_intv_m)
 -  Turnover in industry, total - monthly data, percentage change (sts_intvgr_m)
 -  Turnover in industry, total - quarterly data (2010 = 100) (sts_intv_q)
 -  Turnover in industry, total - quarterly data, percentage change (sts_intvgr_q)
 -  Turnover in industry, total - annual data (2010 = 100) (sts_intv_a)
 -  Turnover in industry, total - annual data, percentage change (sts_intvgr_a)
 -  Turnover in industry, domestic market (sts_ind_tovtd)
 -  Turnover in industry, domestic market - monthly data (2010 = 100) (sts_intvd_m)
 -  Turnover in industry, domestic market - monthly data, percentage change (sts_intvdgr_m)

-  Turnover in industry, domestic market - quarterly data (2010 = 100) (sts_intvd_q)
-  Turnover in industry, domestic market - quarterly data, percentage change (sts_intvdgr_q)
-  Turnover in industry, domestic market - annual data (2010 = 100) (sts_intvd_a)
-  Turnover in industry, domestic market - annual data, percentage change (sts_intvdgr_a)
-  Turnover in industry, non domestic market (sts_ind_tovtn)
 -  Turnover in industry, non domestic market - monthly data (2010 = 100) (sts_intvnd_m)
 -  Turnover in industry, non domestic market - monthly data, percentage change (sts_intvndgr_m)
 -  Turnover in industry, non domestic market - quarterly data (2010 = 100) (sts_intvnd_q)
 -  Turnover in industry, non domestic market - quarterly data, percentage change (sts_intvndgr_q)
 -  Turnover in industry, non domestic market - annual data (2010 = 100) (sts_intvnd_a)
 -  Turnover in industry, non domestic market - annual data, percentage change (sts_intvndgr_a)
-  Producer prices in industry (sts_ind_pric)
 -  Producer prices in industry, total (sts_inpp_t)
 -  Producer prices in industry, total - monthly data (2010 = 100) (sts_inpp_m)
 -  Producer prices in industry, total - monthly data, percentage change (sts_inppgr_m)
 -  Producer prices in industry, total - quarterly data (2010 = 100) (sts_inpp_q)
 -  Producer prices in industry, total - quarterly data, percentage change (sts_inppgr_q)
 -  Producer prices in industry, total - annual data (2010 = 100) (sts_inpp_a)
 -  Producer prices in industry, total - annual data, percentage change (sts_inppgr_a)
 -  Producer prices in industry, domestic market (sts_inpp_d)
 -  Producer prices in industry, domestic market - monthly data (2010 = 100) (sts_inppd_m)
 -  Producer prices in industry, domestic market - monthly data, percentage change (sts_inppdgr_m)
 -  Producer prices in industry, domestic market - quarterly data (2010 = 100) (sts_inppd_q)
 -  Producer prices in industry, domestic market - quarterly data, percentage change (sts_inppdgr_q)
 -  Producer prices in industry, domestic market - annual data (2010 = 100) (sts_inppd_a)
 -  Producer prices in industry, domestic market - annual data, percentage change (sts_inppdgr_a)
 -  Producer prices in industry, non domestic market (sts_inpp_n)
 -  Producer prices in industry, non domestic market - monthly data (2010 = 100) (sts_inppnd_m)
 -  Producer prices in industry, non domestic market - monthly data, percentage change (sts_inppndgr_m)
 -  Producer prices in industry, non domestic market - quarterly data (2010 = 100) (sts_inppnd_q)
 -  Producer prices in industry, non domestic market - quarterly data, percentage change (sts_inppndgr_q)
 -  Producer prices in industry, non domestic market - annual data (2010 = 100) (sts_inppnd_a)
 -  Producer prices in industry, non domestic market - annual data, percentage change (sts_inppndgr_a)
-  Import prices in industry (sts_ind_imp_i)
 -  Import prices in industry - monthly data (2010 = 100) (sts_inpi_m)
 -  Import prices in industry - monthly data, percentage change (sts_inpigr_m)
 -  Import prices in industry - quarterly data (2010 = 100) (sts_inpi_q)
 -  Import prices in industry - quarterly data, percentage change (sts_inpigr_q)
 -  Import prices in industry - annual data (2010 = 100) (sts_inpi_a)
 -  Import prices in industry - annual data, percentage change (sts_inpigr_a)
-  Labour input in industry (sts_ind_labo)
 -  Labour input in industry - monthly data (2010 = 100) (sts_inlb_m)
 -  Labour input in industry - monthly data, percentage change (sts_inlbgr_m)
 -  Labour input in industry - quarterly data (2010 = 100) (sts_inlb_q)
 -  Labour input in industry - quarterly data, percentage change (sts_inlbgr_q)
















-  ZIP Labour input in industry - annual data (2010 = 100) (sts_inlb_a)
-  ZIP Labour input in industry - annual data, percentage change (sts_inlbgr_a)
-  Construction, building and civil engineering (sts_cons)
 -  Production in construction (sts_cons_pro)
 -  ZIP Production in construction - monthly data (2010 = 100) (sts_copr_m)
 -  ZIP Production in construction - monthly data, percentage change (sts_coprgr_m)
 -  ZIP Production in construction - quarterly data (2010 = 100) (sts_copr_q)
 -  ZIP Production in construction - quarterly data, percentage change (sts_coprgr_q)
 -  ZIP Production in construction - annual data (2010 = 100) (sts_copr_a)
 -  ZIP Production in construction - annual data, percentage change (sts_coprgr_a)
 -  Building permits (sts_cons_per)
 -  ZIP Building permits - monthly data (2010 = 100) (sts_cobp_m)
 -  ZIP Building permits - monthly data, percentage change (sts_cobpgr_m)
 -  ZIP Building permits - quarterly data (2010 = 100) (sts_cobp_q)
 -  ZIP Building permits - quarterly data, percentage change (sts_cobpgr_q)
 -  ZIP Building permits - annual data (2010 = 100) (sts_cobp_a)
 -  ZIP Building permits - annual data, percentage change (sts_cobpgr_a)
 -  Construction cost (or producer prices), new residential buildings (sts_cons_pri)
 -  ZIP Construction cost (or producer prices), new residential buildings - monthly data (2010 = 100) (sts_copi_m)
 -  ZIP Construction cost (or producer prices), new residential buildings - monthly data, percentage change (sts_copigr_m)
 -  ZIP Construction cost (or producer prices), new residential buildings - quarterly data (2010 = 100) (sts_copi_q)
 -  ZIP Construction cost (or producer prices), new residential buildings - quarterly data, percentage change (sts_copigr_q)
 -  ZIP Construction cost (or producer prices), new residential buildings - annual data (2010 = 100) (sts_copi_a)
 -  ZIP Construction cost (or producer prices), new residential buildings - annual data, percentage change (sts_copigr_a)
 -  Labour input in construction (sts_cons_lab)
 -  ZIP Labour input in construction - monthly data (2010 = 100) (sts_colb_m)
 -  ZIP Labour input in construction - monthly data, percentage change (sts_colbgr_m)
 -  ZIP Labour input in construction - quarterly data (2010 = 100) (sts_colb_q)
 -  ZIP Labour input in construction - quarterly data, percentage change (sts_colbgr_q)
 -  ZIP Labour input in construction - annual data (2010 = 100) (sts_colb_a)
 -  ZIP Labour input in construction - annual data, percentage change (sts_colbgr_a)
-  Trade and services (sts_ts)
 -  Wholesale and retail trade (NACE G) (sts_wrt)
 -  Turnover and volume of sales index (sts_wrt_ts)
 -  ZIP Turnover and volume of sales in wholesale and retail trade - monthly data (2010 = 100) (sts_trtu_m)
 -  ZIP Turnover and volume of sales in wholesale and retail trade - monthly data, percentage change (sts_trtugr_m)
 -  ZIP Turnover and volume of sales in wholesale and retail trade - quarterly data (2010 = 100) (sts_trtu_q)
 -  ZIP Turnover and volume of sales in wholesale and retail trade - quarterly data, percentage change (sts_trtugr_q)
 -  ZIP Turnover and volume of sales in wholesale and retail trade - annual data (2010 = 100) (sts_trtu_a)

-  Turnover and volume of sales in wholesale and retail trade - annual data, percentage change (sts_trtugr_a)
 -  Labour input in wholesale and retail trade (sts_wrt_li)
 -  Labour input in wholesale and retail trade - monthly data (2010 = 100) (sts_trlb_m)
 -  Labour input in wholesale and retail trade - monthly data, percentage change (sts_trlbgr_m)
 -  Labour input in wholesale and retail trade - quarterly data (2010 = 100) (sts_trlb_q)
 -  Labour input in wholesale and retail trade - quarterly data, percentage change (sts_trlbgr_q)
 -  Labour input in wholesale and retail trade - annual data (2010 = 100) (sts_trlb_a)
 -  Labour input in wholesale and retail trade - annual data, percentage change (sts_trlbgr_a)
-  Services (sts_os)
 -  Turnover in services (sts_os_t)
 -  Turnover in services - monthly data (2010 = 100) (sts_setu_m)
 -  Turnover in services - monthly data, percentage change (sts_setugr_m)
 -  Turnover in services - quarterly data (2010 = 100) (sts_setu_q)
 -  Turnover in services - quarterly data, percentage change (sts_setugr_q)
 -  Turnover in services - annual data (2010 = 100) (sts_setu_a)
 -  Turnover in services - annual data, percentage change (sts_setugr_a)
 -  Service producer prices (SPPI) (sts_os_pp)
 -  Service producer prices - quarterly data (2010 = 100) (sts_sepp_q)
 -  Service producer prices - quarterly data, percentage change (sts_seppgr_q)
 -  Service producer prices - annual data (2010 = 100) (sts_sepp_a)
 -  Service producer prices - annual data, percentage change (sts_seppgr_a)
 -  Labour input in services (sts_os_li)
 -  Labour input in services - monthly data (2010 = 100) (sts_selb_m)
 -  Labour input in services - monthly data, percentage change (sts_selbgr_m)
 -  Labour input in services - quarterly data (2010 = 100) (sts_selb_q)
 -  Labour input in services - quarterly data, percentage change (sts_selbgr_q)
 -  Labour input in services - annual data (2010 = 100) (sts_selb_a)
 -  Labour input in services - annual data, percentage change (sts_selbgr_a)
 -  Structural business statistics (sbs)
 -  SBS - main indicators (sbs_na)
 -  Annual enterprise statistics for special aggregates of activities (NACE Rev. 2) (sbs_na_sca_r2)
 -  Annual enterprise statistics by size class for special aggregates of activities (NACE Rev. 2) (sbs_sc_sca_r2)
 -  SBS - industry and construction (sbs_ind_co)
 -  Annual detailed enterprise statistics - industry and construction (sbs_na_ind)
 -  Annual detailed enterprise statistics for industry (NACE Rev. 2, B-E) (sbs_na_ind_r2)
 -  Annual detailed enterprise statistics for construction (NACE Rev. 2, F) (sbs_na_con_r2)
 -  Annual detailed enterprise statistics on mining and quarrying (NACE Rev. 1.1, C) (sbs_na_2a_mi)
 -  Annual detailed enterprise statistics on manufacturing subsections DA-DE and total manufacturing (NACE Rev. 1.1, D) (sbs_na_2a_dade)
 -  Annual detailed enterprise statistics on manufacturing, subsections DF-DN and total (NACE Rev. 1.1, D) (sbs_na_2a_dfdn)
 -  Annual detailed enterprise statistics on electricity, gas and water supply (NACE Rev. 1.1, E) (sbs_na_2a_el)
 -  Annual detailed enterprise statistics on construction (NACE Rev. 1.1, F) (sbs_na_4a_co)
 -  Annual enterprise statistics by type of ownership in industry and construction (NACE Rev. 1.1, C-F, until 2001) (sbs_na_2c_own)
 -  Long time series covering enterprises with 20 persons employed and more, main indicators (NACE Rev. 1.1, C-F) (sbs_na_indc_lgt)





































-  SMEs - annual enterprise statistics by size class - industry and construction (sbs_sc_ind)
 -  Industry by employment size class (NACE Rev. 2, B-E) (sbs_sc_ind_r2)
 -  Construction by employment size class (NACE Rev. 2, F) (sbs_sc_con_r2)
 -  Mining and quarrying by employment size class (NACE Rev. 1.1, C, 1995-2001) (sbs_sc_2d_mi95)
 -  Mining and quarrying by employment size class (NACE Rev. 1.1, C, from 2002 onwards) (sbs_sc_2d_mi02)
 -  Manufacturing, subsections DA-DE and total (NACE Rev. 1.1, D) by employment size class (1995-2001) (sbs_sc_2d_dade95)
 -  Manufacturing, subsections DA-DE and total (NACE Rev. 1.1, D) by employment size class (from 2002 onwards) (sbs_sc_2d_dade02)
 -  Manufacturing, subsections DF-DN and total (NACE Rev. 1.1, D) by employment size class (1995-1997) (sbs_sc_2d_dfdn95)
 -  Manufacturing, subsections DF-DN and total (NACE Rev. 1.1, D) by employment size class (1998-2001) (sbs_sc_2d_dfdn98)
 -  Manufacturing subsections DF-DN and total (NACE Rev. 1.1, D) by employment size class (from 2002 onwards) (sbs_sc_2d_dfdn02)
 -  Electricity, gas and water by employment size class (NACE Rev. 1.1, E, 1995-2001) (sbs_sc_2d_el95)
 -  Electricity, gas and water by employment size class (NACE Rev. 1.1, E, from 2002 onwards) (sbs_sc_2d_el02)
 -  Construction by employment size class (NACE Rev. 1.1, F, 1995-2001) (sbs_sc_4d_co95)
 -  Construction by employment size class (NACE Rev. 1.1, F, from 2002 onwards) (sbs_sc_4d_co02)
-  Intangible investment and subcontracting - industry and construction (sbs_is)
 -  Multiannual enterprise statistics - intangible investment statistics for industry and construction (NACE Rev. 2, B-F) (sbs_is_inv_r2)
 -  Multi-yearly enterprise statistics - subcontracting for industry and construction (NACE Rev. 2, B-F) (sbs_is_subc_r2)
 -  Multi-yearly enterprise statistics - subcontracting by size class for construction (NACE Rev. 2, F) (sbs_is_sc_r2)
 -  Multi-yearly enterprise statistics - intangible investment and subcontracting (NACE Rev. 1.1, C-F) (sbs_is_2j_intan)
 -  Multi-yearly enterprise statistics - subcontracting by size class (NACE Rev. 1.1, C-F, 1999-2001) (sbs_is_2k_sub99)
 -  Multi-yearly enterprise statistics - subcontracting by size class (NACE Rev. 1.1, C-F, from 2002 onwards) (sbs_is_2k_sub02)
-  Multi-yearly enterprise statistics - Breakdown of turnover for industry and construction (sbs_turn)
 -  Turnover statistics for industry (NACE Rev. 2, B-E) (sbs_turn_ind_r2)
 -  Turnover statistics for construction (NACE Rev. 2, F) (sbs_turn_con_r2)
-  Purchases of energy products - industry and construction (sbs_pu)
 -  Multi-yearly enterprise statistics - purchases of energy products (NACE Rev. 1.1, C, D, F, 1997-2001) (sbs_pu_2l_97)
 -  Multi-yearly enterprise statistics - purchases of energy products (NACE Rev. 1.1, C, D, F, from 2002 onwards) (sbs_pu_4l_02)
-  Environmental protection expenditure - industry (sbs_env)
 -  Environmental protection expenditure by environmental domains (NACE Rev. 2, B-E) (sbs_env_dom_r2)
 -  Environmental protection expenditure by size class (NACE Rev. 2, B-E) (sbs_env_sc_r2)
 -  Multiannual enterprises statistics on environmental protection expenditure by environmental domains for industry (N(...)) (sbs_mlenv_dom_r2)












































-  ZIP Multiannual enterprises statistics on environmental protection expenditure by size class for industry (NACE Rev. 2 B-E) (sbs_mlenv_sc_r2)
-  ZIP Environmental protection expenditure in industry (NACE Rev. 1.1, C-E, 1995-2000) (sbs_env_2b_95)
-  ZIP Environmental protection expenditure by environmental domains (NACE Rev. 1.1, C-E, from 2001 onwards) (sbs_env_2b_02)
-  ZIP Environmental protection expenditure by size class (NACE Rev. 1.1, C-E, from 2001 onwards) (sbs_env_2o_sc01)
-  Iron and steel (ste)
 -  ZIP Annual statistics on the steel and cast iron scrap balance sheet (in tonnes) (ste_s10_scrs)
 -  ZIP Annual statistics on the Fuel and Energy Consumption by type of plant (Gas products in GJ, other: tonnes) (ste_s2a_ener)
 -  ZIP Annual statistics on the Balance Sheet for Electrical Energy in the Steel Industry (in MWh) (ste_s2b_elec)
 -  ZIP Enquiry on Investments in the Iron and Steel Industry (in Thousands of euros) (ste_s3a_inv)
 -  ZIP Annual statistics on capacity (1 000 tonnes per year) (ste_s3b_cap)
-  SBS - trade (sbs_dt)
 -  Annual detailed enterprise statistics - trade (sbs_na_dt)
 -  ZIP Annual detailed enterprise statistics for trade (NACE Rev. 2 G) (sbs_na_dt_r2)
 -  ZIP Annual detailed enterprise statistics on trade (NACE Rev. 1.1 G) (sbs_na_3b_tr)
 -  SMEs - annual enterprise statistics by size class - trade (sbs_sc_dt)
 -  ZIP Distributive trades by employment size class (NACE Rev. 2, G) (sbs_sc_dt_r2)
 -  ZIP Distributive trades by size class of turnover (NACE Rev. 2, G) (sbs_sctrn_dt_r2)
 -  ZIP Distributive trades by employment size class (NACE Rev. 1, G, 1995-2001) (sbs_sc_3ce_tr95)
 -  ZIP Distributive trades by employment size class (NACE Rev. 1.1, G, from 2002 onwards) (sbs_sc_3ce_tr02)
 -  ZIP Distributive trades by size class of turnover (NACE Rev. 1.1, G) (sbs_sc_3ctrn_tr)
 -  Breakdown of turnover by product - trade (dt_cpa)
 -  ZIP Turnover by product type for wholesale trade (NACE Rev. 2, G46) (dt_cpa_n46_r2)
 -  ZIP Multiannual enterprise statistics - Breakdown of turnover by product type for wholesale and retail trade and repair(...) (dt_cpa_n45_r2)
 -  ZIP Multiannual enterprise statistics - Breakdown of turnover by product type for retail trade (NACE Rev. 2, G47) (dt_cpa_n47_r2)
 -  ZIP Turnover by product in retail trade (NACE Rev. 1.1, G52, 5-yearly statistics, from 1997 onwards) (dt_cpa_3d52)
 -  ZIP Turnover by product in motor trade (NACE Rev. 1.1, G50, 5-yearly statistics, from 2000 onwards) (dt_cpa_3d50)
 -  ZIP Turnover by product in wholesale trade (NACE Rev. 1.1, G51, 1998) (dt_cpa_3d51_98)
 -  ZIP Turnover by product in wholesale trade (NACE Rev. 1.1, G51, 5-yearly statistics, from 2003 onwards) (dt_cpa_3d51_03)
 -  Other multi-yearly statistics - trade (dt_oth)
 -  ZIP Turnover by type of activity for wholesale trade (NACE Rev. 2, G46) (dt_turn_n46_r2)
 -  ZIP Multiannual enterprise statistics - Breakdown of turnover by activity type for wholesale and retail trade and repair(...) (dt_turn_n45_r2)
 -  ZIP Turnover by type of activity for retail trade (NACE Rev.2, G47) (dt_turn_n47_r2)
 -  ZIP Number of retail stores (NACE Rev.2, G47) (dt_oth_n47_r2)
 -  ZIP Sales area for retail stores in square meters (2002-2007, NACE Rev. 1.1, G52) (dt_oth_3d52_spa)
 -  ZIP Retail trade - operating costs, forms of trading and types of supplier (NACE Rev. 1.1 G52, 5-yearly statistics, fro(...) (dt_oth_3d52_03)

- ZIP Wholesale trade - operating costs and types of customer (NACE Rev. 1.1, G51, 5-yearly statistics, from 2003 onwards) (dt_oth_3d51_03)
- SBS - services (serv)
 - Annual detailed enterprise statistics - services (sbs_na_serv)
 - ZIP Annual detailed enterprise statistics for services (NACE Rev. 2 H-N and S95) (sbs_na_1a_se_r2)
 - ZIP Annual detailed enterprise statistics on services (NACE Rev. 1.1 H-K) (sbs_na_1a_se)
 - SMEs - annual enterprise statistics by size class - services (sbs_sc_sc)
 - ZIP Services by employment size class (NACE Rev. 2, H-N, S95) (sbs_sc_1b_se_r2)
 - ZIP Services by employment size class (NACE Rev. 1.1, H-K, 1995-2001) (sbs_sc_1b_se95)
 - ZIP Services by employment size class (NACE Rev. 1.1, H-K, from 2002 onwards) (sbs_sc_1b_se02)
 - Financial services statistics (serv_fin)
 - Statistics on credit institutions (sbs_cre)
 - Annual enterprise statistics (sbs_cre_tot)
 - ZIP Economic variables being part of Annex1 to Council Regulation 58/97 (sbs_cre_tannex1)
 - ZIP Sector specific variables: Profit and loss account, balance sheet, additional accounting variables (sbs_cre_tspe)
 - ZIP Annual enterprise statistics. Reference year 2002 (sbs_cre_tent)
 - Annual enterprise statistics: breakdown of the number of enterprises (sbs_cre_ent)
 - ZIP Number of enterprises and balance sheet total by legal status (sbs_cre_elegsta)
 - ZIP Number of enterprises and balance sheet total by residence of the parent enterprise (sbs_cre_eres)
 - ZIP Number of enterprises by size class of balance sheet total (sbs_cre_esc)
 - Annual enterprise statistics by categories of credit institutions (sbs_cre_ins)
 - ZIP Number of enterprises and persons employed by category of credit institutions (sbs_cre_icat)
 - Annual enterprise statistics by product (sbs_cre_pro)
 - ZIP Number of accounts linked to CPA categories (sbs_cre_pacc)
 - ZIP Commissions receivable by product (sbs_cre_pcrec)
 - ZIP Commissions payable by product (sbs_cre_pcpay)
 - ZIP Interests receivable and similar income by product (sbs_cre_pintrex)
 - ZIP Interests payable and similar charges by product (sbs_cre_pintpay)
 - ZIP Number of loans and advances to customers linked to CPA categories (sbs_cre_ploans)
 - ZIP Annual enterprise statistics by product Ref year 2002 (sbs_cre_prod)
 - Annual enterprise statistics: geographical breakdown (sbs_cre_geo)
 - ZIP Number of EEA branches (sbs_cre_geea)
 - ZIP Financial subsidiaries in other countries (sbs_cre_gfinsub)
 - ZIP Business written by EEA branches (sbs_cre_gbeea)
 - ZIP Number of branches in non-EEA countries (sbs_cre_gneea)
 - ZIP Business written in non-EEA countries (sbs_cre_gbneea)
 - ZIP Annual enterprise statistics by geographical breakdown (sbs_cre_6g_01)
 - Annual enterprise statistics: regional breakdown (sbs_cre_reg)
 - ZIP Number of local units, persons employed and wages and salaries by NUTS 2 regions (sbs_cre_rreg)
 - Statistics on Insurance services (sbs_ins)
 - ZIP Annual enterprise statistics (sbs_ins_5a)
 - ZIP Annual enterprise statistics by legal status (sbs_ins_5b)
 - ZIP Annual enterprise statistics according to the country of residence of the parent enterprise (sbs_ins_5c)
 - ZIP Annual enterprise statistics by size class of gross premium written (sbs_ins_5d1)
 - ZIP Annual enterprise statistics by size class of technical provisions (sbs_ins_5d2)
 - ZIP Annual enterprise statistics by product (sbs_ins_5e)






































-  Annual enterprise statistics by geographical breakdown 2004 onwards (sbs_ins_5fco04)
-  Annual enterprise statistics by geographical breakdown until 2003 (sbs_ins_5fco96)
-  Annual enterprise statistics by geographical breakdown and products 2004 onwards (sbs_ins_5ffp04)
-  Annual enterprise statistics by geographical breakdown and products until 2003 (sbs_ins_5ffp96)
-  Statistics on pension funds (sbs_pen)
 -  Autonomous pension funds - All indicators (sbs_pen_7a)
 -  Autonomous pension funds - Number of enterprises by size class of investments (sbs_pen_7b1)
 -  Autonomous pension funds - Number of enterprises by size class of members (sbs_pen_7b2)
 -  Autonomous pension funds - Total investments by currencies (sbs_pen_7c)
 -  Autonomous pension funds - Geographical breakdown (sbs_pen_7d)
 -  Non-autonomous pension funds (sbs_pen_7e)
 -  Enterprises with members in other EEA countries (until 2000) (sbs_pen_enteea)
-  Business services statistics (bs)
 -  Business Services: from 2008 onwards (bs2008)
 -  Turnover by product and economic activity (NACE Rev. 2) (bs_bs8ace_r2)
 -  Turnover by residence of client and economic activity (NACE Rev. 2) (bs_bs8bdf_r2)
 -  Business Services: reference year 2007 (bs2007)
 -  Main economic variables (2007) (bs_bs1_07)
 -  Turnover by residence of client and economic activity (2007) (bs_bs4_07)
 -  Business Services: reference year 2006 (bs2006)
 -  Main economic variables (2006) (bs_bs1_06)
 -  Turnover by residence of client and economic activity (2006) (bs_bs4_06)
 -  Business Services: reference year 2005 (bs2005)
 -  Main economic variables (2005) (bs_bs1_05)
 -  Turnover by residence of client and economic activity (2005) (bs_bs4_05)
 -  Business services: reference year 2004 (bs2004)
 -  Main economic variables by employment size class (2004) (bs_bs1_04)
 -  Turnover by type of client and economic activity (bs_bs3_04)
 -  Turnover by residence of client, employment size class and economic activity (2004) (bs_bs4_04)
 -  Number of enterprises carrying out cross border trade by employment size class (bs_bs5_04)
 -  Number of enterprises carrying out cross border trade by type of cross border trade and employment size class (bs_bs6_04)
 -  Number of enterprises carrying out cross border trade by reasons for cross border trade and employment size class (bs_bs7_04)
 -  Number of enterprises by importance of barriers met in cross border trade and employment size class (bs_bs8_04)
 -  Number of enterprises carrying out cross border trade by economic activity (bs_bs9_04)
 -  Number of enterprises carrying out cross border trade by type of cross border trade and economic activity (bs_bs10_04)
 -  Number of enterprises carrying out cross border trade by reasons for cross border trade and economic activity (bs_bs11_04)
 -  Number of enterprises by importance of barriers met in cross border trade and economic activity (bs_bs12_04)
 -  Turnover by type of media for advertising services (bs_bs13_04)
 -  Income from intellectual property rights for computer services (bs_bs14_04)
 -  Purchases of advertising space or time for resale (bs_bs16_04)















































- Business services: reference year 2003 (bs2003)
 - ZIP SBS variables by employment size class for div 72 and 74 (bs_bs1_03)
 - ZIP Turnover by type of client and by employment size class for div 72 and 74 (bs_bs3_03)
 - ZIP Turnover by residence of client and by employment size class for div 72 and 74 (bs_bs4_03)
 - Business services: reference year 2001 (bs2001)
 - ZIP SBS variables by product specialisation and by employment size class for div 72 and 74 (bs_bs1_01)
 - ZIP Turnover by type of client and by employment size class for div 72 and 74 (bs_bs3_01)
 - ZIP Turnover by residence of client and by employment size class for div 72 and 74 (bs_bs4_01)
 - ZIP SBS variables by client specialisation and by employment size class for div 72 and 74 (bs_bs5_01)
 - ZIP SBS variables by client specialisation and by product specialisation for div 72 and 74 (bs_bs6_01)
 - Business services: reference year 2000 (bs2000)
 - ZIP Turnover by product specialisation for div. 72 (bs_bs1_00)
 - ZIP Turnover by product specialisation and employment size class for group 72.2 (bs_bs2_00)
 - ZIP Turnover by type of client and NACE Rev.1 at 3-digit level (bs_bs5_00)
 - ZIP Turnover by type of client and employment size class (bs_bs6_00)
 - ZIP Turnover by nationality of client and NACE Rev.1 at 3-digit level (bs_bs7_00)
 - ZIP Turnover by nationality of client and employment size class (bs_bs8_00)
 - ZIP Turnover by client specialisation and NACE Rev.1 at 3-digit level (bs_bs9_00)
 - ZIP Turnover by client specialisation and employment size class (bs_bs10_00)
 - ZIP Turnover by client specialisation and product specialisation (bs_bs11_00)
- SBS - regional data - all activities (sbs_r)
 - ZIP SBS data by NUTS 2 regions and NACE Rev. 2 (from 2008 onwards) (sbs_r_nuts06_r2)
 - ZIP Multiannual statistics for distributive trades (NACE Rev. 2, G) by NUTS 2 regions (sbs_r_3k_my_r2)
 - ZIP SBS data by NUTS 2 regions (NUTS 2006) and NACE Rev. 1.1 (1998-2007) (sbs_r_nuts03)
 - ZIP Multi yearly statistics by NUTS 2 regions (NUTS 2006) (sbs_r_3f_my)
- Access to finance (acf)
 - Ownership situation, finance type sought, and need for guarantees (acf_s)
 - ZIP Ownership situation, by type of enterprise and NACE Rev. 2 (acf_s_own)
 - ZIP Seeking finance, by type of enterprise and NACE Rev. 2 (acf_s_inf)
 - ZIP Guarantee need in obtaining loan finance, by type of enterprise and NACE Rev. 2 (acf_s_ne)
 - ZIP Typical guarantors in obtaining loan finance, by type of enterprise and NACE Rev. 2 (acf_s_ty)
 - Degree of success, choice of financial institution and reasons of partial success or unsuccessful (acf_deg)
 - ZIP Success rate in obtaining loan finance by sources, type of enterprise and NACE Rev. 2 (acf_d_lo)
 - ZIP Success rate in obtaining equity finance, by sources, type of enterprise and NACE Rev. 2 (acf_d_eq)
 - ZIP Success rate in obtaining other types of finance, by sources, type of enterprise and NACE Rev. 2 (acf_d_oth)
 - ZIP Reasons for choosing a bank for loan finance, by type of enterprise and NACE Rev. 2 (acf_d_rea)
 - ZIP Reasons for partial success or lack of success in obtaining loan finance, by type of enterprise and NACE Rev. 2 (acf_d_lo1)
 - ZIP Reasons for partial success or lack of success in obtaining equity finance, by type of enterprise and NACE Rev. 2 (acf_d_eq1)
 - Perception of changes, perceived need for future financing, and potential obstacles of business growth (acf_per)
 - ZIP Perception of the changes between 2007 and 2010, by type of enterprise and NACE Rev. 2 (acf_p_ch)
 - ZIP Perceived finance need between 2011 and 2013, by type of enterprise and NACE Rev. 2 (acf_p_ne)

-  Finance types, likely needed between 2011 and 2013, by type of enterprise and NACE Rev. 2 (acf_p_fi)
-  Envisaged finance sources between 2011 and 2013, by type of enterprise and NACE Rev. 2 (acf_p_so)
-  Potential purpose of the finance between 2011 and 2013, by type of enterprise and NACE Rev. 2 (acf_p_pu)
-  Factors, likely limiting business growth between 2011 and 2013, by type of enterprise and NACE Rev. 2 (acf_p_fa)
-  Business demography (bd)
 -  Business demography by legal form (from 2004 onwards, NACE Rev. 2) (bd_9ac_l_form_r2)
 -  Business demography by size class (from 2004 onwards, NACE Rev. 2) (bd_9bd_sz_cl_r2)
 -  Employer business demography by legal form (from 2004 onwards, NACE Rev. 2) (bd_9eg_l_form_r2)
 -  Employer business demography by size class (from 2004 onwards, NACE Rev. 2) (bd_9fh_sz_cl_r2)
 -  High growth enterprises (growth by 10% or more) and related employment by NACE Rev. 2 (bd_9pm_r2)
 -  Indicators of the EIP - entrepreneurship indicators programme (from 2008 onwards, NACE Rev. 2) (bd_9n_r2)
-  Business demography (until 2007) (bd_07)
 -  Business demography by legal form (until 2007, NACE Rev. 1.1) (bd_9a_l_form)
 -  Business demography by size class (until 2007, NACE Rev. 1.1) (bd_9b_size_cl)
 -  Employer business demography by legal form (until 2007, NACE Rev. 1.1) (bd_9e_l_form)
 -  Employer business demography by size class (until 2007, NACE Rev. 1.1) (bd_9f_size_cl)
 -  Preliminary results on enterprise deaths presented by legal form (until 2007, NACE Rev. 1.1) (bd_9c_l_form)
 -  Preliminary results on enterprise deaths presented by size class (until 2007, NACE Rev. 1.1) (bd_9d_size_cl)
 -  Preliminary results on employer enterprise deaths presented by legal form (until 2007, NACE Rev. 1.1) (bd_9g_l_form)
 -  Preliminary results on employer enterprise deaths presented by size class (until 2007, NACE Rev. 1.1) (bd_9h_size_cl)
 -  Indicators of the EIP - entrepreneurship indicators programme (until 2007, NACE Rev. 1.1) (bd_9n)
-  Regional business demography (bd_r)
 -  Business demography and high growth enterprise by NACE Rev. 2 and NUTS 3 regions (bd_hgnace2_r3)
 -  Business demography by size class and NUTS 3 regions (bd_size_r3)
 -  Employer business demography by NACE Rev. 2 and NUTS 3 regions (bd_enace2_r3)
 -  Employer business demography by size class and NUTS 3 regions (bd_esize_r3)
-  Factors of Business Success statistics - all activities (fobs)
 -  Enterprises managed by the founder - by entrepreneur age (fobs_age)
 -  Enterprises managed by the founder - by branch experience (fobs_bra)
 -  Enterprises managed by the founder - by education of the entrepreneur (fobs_edu)
 -  Enterprises managed by the founder - by experience managing an enterprise (fobs_ent)
 -  Enterprises managed by the founder - by sex of the entrepreneur (fobs_gen)
 -  Enterprises managed by the founder - by birth size class (number of employees) (fobs_isc)
 -  Enterprises managed by the founder - by survival size class (number of employees) (fobs_ssc)
-  Foreign controlled EU enterprises - inward FATS (fats)
 -  Foreign control of enterprises - NACE Rev. 2 (from 2008 onwards) (fats_08)















































-  ZIP Foreign control of enterprises by economic activity and a selection of controlling countries (from 2008 onwards) (fats_g1a_08)
 -  ZIP Foreign control of enterprises by controlling countries (from 2008 onwards) (fats_g1b_08)
 -  ZIP Foreign control of enterprises: research and development characteristics by economic activity (NACE Rev. 2, B-F) an(...) (fats_g1a_rd)
 -  ZIP Foreign control of enterprises: research and development characteristics by controlling countries (from 2011 onwards) (fats_g1b_rd)
-  Foreign control of enterprises - NACE Rev. 1.1 (2003-2007) (fats_03)
 -  ZIP Foreign control of enterprises by economic activity and a selection of controlling countries (2003-2007) (fats_g1a_03)
 -  ZIP Foreign control of enterprises by controlling countries (2003-2007) (fats_g1b_03)
-  Foreign control of enterprises - NACE Rev. 1.1 (1996-2002) (fats_96)
 -  ZIP Foreign control of enterprises: Summary indicators (fats_sum)
 -  ZIP Foreign control of enterprises data for Austria (fats_at)
 -  ZIP Foreign control of enterprises data for Denmark (fats_dk)
 -  ZIP Foreign control of enterprises data for Germany (fats_de)
 -  ZIP Foreign control of enterprises data for Spain (fats_es)
 -  ZIP Foreign control of enterprises data for France (fats_fr)
 -  ZIP Foreign control of enterprises data for Ireland (fats_ie)
 -  ZIP Foreign control of enterprises data for Italy (fats_it)
 -  ZIP Foreign control of enterprises data for Luxembourg (fats_lu)
 -  ZIP Foreign control of enterprises data for Netherlands (fats_nl)
 -  ZIP Foreign control of enterprises data for Portugal (fats_pt)
 -  ZIP Foreign control of enterprises data for Finland (fats_fi)
 -  ZIP Foreign control of enterprises data for Sweden (fats_se)
 -  ZIP Foreign control of enterprises data for United Kingdom (fats_uk)
-  Foreign affiliates of EU enterprises - outward FATS (fats_out)
 -  Foreign affiliates of EU enterprises - NACE Rev.2, from 2010 onwards (fats_out_r2)
 -  ZIP Outward FATS, main variables - NACE Rev. 2 (fats_out2_r2)
 -  ZIP Outward FATS, additional variables - NACE Rev. 2 (fats_out3_r2)
 -  Foreign affiliates of EU enterprises - NACE Rev.1, 2004-2009 (fats_out_r1)
 -  ZIP Outward FATS 2004-2006 (experimental data) (fats_out1)
 -  ZIP Outward FATS 2007-2009 (main variables) (fats_out2)
 -  ZIP Outward FATS 2007-2009 (additional variables) (fats_out3)
-  Inter-enterprise relations statistics - all activities (ier)
 -  ZIP Inter-enterprise relation types by enterprise activity (ier_1)
 -  ZIP Reasons for enterprise relations related to core activity (ier_2)
 -  ZIP Impact of inter-enterprise relations on competitiveness during the past 3 years by enterprise activity (ier_3)
 -  ZIP Expected impact of inter-enterprise relations on competitiveness during the next 3 years by enterprise activity (ier_4)
 -  ZIP Perceived barriers preventing or obstructing inter-enterprise relations (ier_5)
-  International sourcing statistics - all activities (iss)
 -  International sourcing statistics survey 2012 (iss_11)
 -  General information (iss_11geninf)
 -  ZIP Enterprises by enterprise group identification and economic activity (iss_11gentgi)
 -  ZIP Enterprises by enterprise group identification, sourcing status and economic activity (iss_11gentgiss)
 -  Domestic activities (iss_11domact)
 -  ZIP Estimated employment by business function and economic activity (iss_11destemp)

-  Development of employment of the enterprise by business function, sourcing status and economic activity (2009-2011) (iss_11ddevemp)
-  International sourcing and relocation of business functions (iss_11sourloc)
 -  Sourcing of business functions (iss_11sobf)
 -  Sourcing status by business function and economic activity (2009-2011) (iss_11sfsour)
 -  Kind of business partner by business function and economic activity (2009-2011) (iss_11sfpart)
 -  Country destination of international sourcing by business function and economic activity (2009-2011) (iss_11sfdest)
 -  Jobs lost by business function and economic activity (2009-2011) (iss_11sfjob)
 -  Motivations and barriers for international sourcing (iss_11som)
 -  Motivation factors for international sourcing by economic activity (2009-2011) (iss_11sbmot)
 -  Enterprises by enterprise group identification, motivation for international sourcing and economic activity (2009-2011) (iss_11sbgrid)
 -  Barriers considered for international sourcing by sourcing status and economic activity (2009-2011) (iss_11sbbar)
 -  Importance of physical proximity of support business functions to the core business function by business function, (...) (iss_11sbprox)
 -  Relocation of business function to home country (iss_11sor)
 -  Enterprises by back-sourcing status (2009-2011) (iss_11srentbck)
 -  Motivation factors for back-sourcing (2009-2011) (iss_11srmot)
 -  Enterprises by relocation status (2009-2011) (iss_11srentloc)
 -  International organisation of activities in foreign affiliates (iss_11affi)
 -  Enterprises by control of foreign affiliates and economic activity (iss_11actrl)
 -  Control of foreign affiliates and estimated employment by business function, country location of affiliates and eco(...) (iss_11aestemp)
 -  Development of employment in foreign affiliates by business function and economic activity (2009-2011) (iss_11adevemp)
-  International sourcing statistics survey 2007 (iss_07)
 -  Plans for and barriers on international sourcing - collection round 2007 (iss_planbarr)
 -  Importance of motivation factors for international sourcing by enterprises currently planning to engage in internat(...) (iss_plan)
 -  Country destination for international sourcing by enterprises currently planning to engage in international sourcin(...) (iss_ctry)
 -  Level of expected impact on employment of international sourcing by enterprises currently engaged or planning to en(...) (iss_empl)
 -  Importance of barriers met for engaging in international sourcing of activities by sourcing status and economic act(...) (iss_barr)
 -  International sourcing activity - collection round 2007 (iss_souract)
 -  Kind of business partners engaged in international sourcing by business function and economic activity - collection(...) (iss_part)
 -  Destination country of international sourcing by business functions and economic activity - collection round 2007 (iss_dest)
 -  Job loss and creation as a result of international sourcing activity by economic activity - collection round 2007 (iss_job)
 -  Importance of motivation factors for international sourcing by economic activity - collection round 2007 (iss_fac)
 -  Impact level of international sourcing activities by economic activity - collection round 2007 (iss_imp)
 -  Background Information - collection round 2007 (iss_bckinfo)







































-  Enterprises by sourcing and economic activity - collection round 2007 (iss_econ)
-  Enterprises by sourcing status and enterprise group identification - collection round 2007 (iss_stat)
-  Domestic or international sourcing of different business functions by economic activity - collection round 2007 (iss_func)
-  Demand for services statistics - all activities (ds)
 -  Main service providers by sector and size class (ds_ds1a)
 -  Main service providers by activity (NACE sections/analytical groupings of activities) (ds_ds1bc)
 -  Main service providers of enterprises belonging to enterprise group or not (ds_ds1d)
 -  Types of purchase made from external service providers by sector and size class (ds_ds2a)
 -  Types of purchase made from external service providers by activity (NACE sections/analytical groupings of activities) (ds_ds2bc)
 -  Types of purchase made from external service providers of enterprises belonging to enterprise group or not (ds_ds2d)
 -  Location of the main external service provider by sector and size class (ds_ds3a)
 -  Location of the main external service provider by activity (NACE sections/analytical groupings of activities) (ds_ds3bc)
 -  Location of the main external service provider of enterprises belonging to enterprise group or not (ds_ds3d)
 -  Data on barriers for purchasing services outside the country by sector and size class (ds_ds4a)
 -  Data on barriers for purchasing services outside the country by activity (NACE sections/analytical groupings of act(...)) (ds_ds4bc)
 -  Data on barriers for purchasing services outside the country of enterprises belonging to enterprise group or not (ds_ds4d)
 -  Expectations for future purchases of services by sector and size class (ds_ds5a)
 -  Expectations for future purchases of services by activity (NACE sections/analytical groupings of activities) (ds_ds5bc)
 -  Expectations for future purchases of services of enterprises belonging to enterprise group or not (ds_ds5d)
 -  Purchases of services by product sectors and size classes (ds_ds6a)
 -  Purchases of services by product and activity (NACE sections/analytical groupings of activities) (ds_ds6bc)
 -  Purchases of services by product of enterprises belonging to enterprise group or not (ds_ds6d)
 -  Service related investments by product sectors and size classes (ds_ds7a)
 -  Service related investments by product and activity (NACE sections/analytical groupings of activities) (ds_ds7bc)
 -  Service related investments by product of enterprises belonging to enterprise group or not (ds_ds7d)
-  Information society statistics (isoc)
 -  Policy indicators (isoc_pi)
 -  Benchmarking digital Europe: key performance indicators (isoc_pibdek)
 -  Digital single market - promoting e-commerce for individuals (isoc_bdek_smi)
 -  Digital single market - promoting e-commerce for businesses (isoc_bdek_sme)
 -  Digital inclusion - individuals (isoc_bdek_di)
 -  Public services - individuals (isoc_bdek_ps)
 -  Benchmarking digital Europe: 2011-2015 indicators (isoc_pibde15)
 -  A. ICT sector (isoc_bde15a)
 -  Percentage of the ICT sector on GDP (isoc_bde15ag)
 -  Percentage of the ICT personnel on total employment (isoc_bde15ap)
 -  Percentage change of value added by ICT sector at current prices (isoc_bde15av)

-  R&D expenditure (BERD) of businesses in ICT sector as % of total R&D expenditure (isoc_bde15ar)
-  B. Broadband and connectivity (isoc_bde15b)
 -  Broadband and connectivity - households (isoc_bde15b_h)
 -  Broadband and connectivity - individuals (isoc_bde15b_i)
 -  Broadband and connectivity - persons employed (isoc_bde15b_p)
 -  Broadband and connectivity - enterprises (isoc_bde15b_e)
-  C. ICT usage by individuals (isoc_bde15c)
 -  Internet use and activities (isoc_bde15cua)
 -  E-banking and e-commerce (isoc_bde15cbc)
 -  E-skills (isoc_bde15csc)
-  D. ICT usage by enterprises (isoc_bde15d)
 -  Integration of internal processes (isoc_bde15dip)
 -  Integration with customers/suppliers and SCM (isoc_bde15disc)
 -  Key technologies for the internet of things (isoc_bde15dth)
 -  E-commerce, customer relation management (CRM) and secure transactions (isoc_bde15dec)
-  E. E-public services (isoc_bde15e)
 -  Individuals using the internet for interacting with public authorities (isoc_bde15ei)
 -  Enterprises using the internet for interacting with public authorities (isoc_bde15ee)
-  i2010 benchmarking indicators (isoc_pibi)
 -  Benchmarking indicator: developments of broadband (isoc_pibidb)
 -  Households with broadband access (isoc_pibi_hba)
 -  Households having access to the internet at home (isoc_pibi_hiacc)
 -  Enterprises with broadband access (NACE Rev. 1.1 activity) (isoc_pibi_eba)
 -  Enterprises with broadband access (NACE Rev. 2 activity) (isoc_pibi_eban2)
 -  Households with access to internet, by device for accessing via PC, digital TV, mobile device (isoc_pibi_hai)
 -  Benchmarking indicator: advanced services (isoc_pibias)
 -  Individuals regularly using the internet (isoc_pibi_use)
 -  Individuals doing specific online activities in the previous 3 months (isoc_pibi_ioa)
 -  Benchmarking indicator: adoption of ICT by businesses (isoc_pibiab)
 -  Adoption of ICT by businesses (NACE Rev. 1.1 activity) (isoc_pibi_ictb)
 -  Adoption of ICT by businesses (NACE Rev. 2 activity) (isoc_pibi_ictbn2)
 -  Persons employed using computers connected to the internet (NACE Rev. 1.1 activity) (isoc_pibi_pci)
 -  Persons employed using computers connected to the internet (NACE Rev. 2 activity) (isoc_pibi_pcin2)
 -  Enterprises' turnover from e-commerce (NACE Rev. 1.1 activity) (isoc_pibi_etec)
 -  Enterprises' turnover from e-commerce (NACE Rev. 2 activity) (isoc_pibi_etecn2)
 -  Integration of internal business processes (NACE Rev. 1.1 activity) (isoc_pibi_ibp)
 -  Integration of internal business processes (NACE Rev. 2 activity) (isoc_pibi_ibpn2)
 -  Integration with suppliers and/or customers (NACE Rev. 1.1 activity) (isoc_pibi_isc)
 -  Integration with suppliers and/or customers (NACE Rev. 2 activity) (isoc_pibi_iscn2)
 -  Benchmarking indicator: inclusion (isoc_pibii)
 -  Reasons for not having internet access at home (isoc_pibi_rni)
 -  Reasons for not having broadband access at home (isoc_pibi_rnb)
 -  Places for accessing internet (isoc_pibi_pai)
 -  Benchmarking indicator: public services - e-government (isoc_pibips)
 -  Individuals using internet for interaction with public authorities (isoc_pibi_igov)
 -  Enterprises using internet for interaction with public authorities (NACE Rev. 1.1 activity) (isoc_pibi_egov)

- ZIP Enterprises using internet for interaction with public authorities (NACE Rev. 2 activity) (isoc_pibi_egovn2)
 - ICT sector indicators (isoc_ic)
 - Benchmarking indicator: impact of ICT sector (isoc_ic_biimp)
 - ZIP Percentage of the ICT sector on GDP (isoc_ic_bisec)
 - ZIP Percentage of the ICT personnel on total employment (isoc_ic_biempr)
 - ZIP Percentage change of value added at current prices (isoc_ic_bipri)
 - Benchmarking indicator: investment in ICT Research (isoc_ic_bires)
 - ZIP R&D expenditure (BERD) of businesses in ICT sector as % of total R&D expenditure (isoc_ic_biexp)
 - ZIP R&D personnel in ICT sector as % of total R&D personnel (isoc_ic_biper)
 - Benchmarking indicator: impact of adoption of ICT by business (isoc_ic_bibus)
 - ZIP Percentage of persons employed with ICT user skills (isoc_ic_biski)
 - ZIP Percentage of persons employed with ICT specialist skills (isoc_ic_bispe)
 - Telecommunication services (isoc_tc)
 - ZIP Fixed broadband - coverage (isoc_tc_fbcov)
 - ZIP Fixed broadband - subscriptions and penetration (isoc_tc_fbsupe)
 - ZIP Fixed broadband - subscriptions by speed (isoc_tc_fbsusp)
 - ZIP Fixed broadband - market share (isoc_tc_fbmash)
 - ZIP Mobile broadband - coverage (isoc_tc_mbcov)
 - ZIP Mobile broadband - subscriptions and penetration (isoc_tc_mbsupe)
 - ZIP Fixed telephony - main telephone lines (isoc_tc_ftteli)
 - ZIP Mobile communications - subscriptions and penetration (isoc_tc_mcsupe)
 - ZIP Mobile communications - market share (isoc_tc_mcmash)
 - ZIP Mobile communications - revenues (isoc_tc_mcrev)
 - ZIP Telecommunications sector (isoc_tc_tcsec)
 - Telecommunication services, historical data (prior 2010) (isoc_tc_hist)
 - ZIP Telecommunication services: prices (isoc_tc_tprc)
 - ZIP Telecommunication services: employment - full time equivalent (isoc_tc_emprf)
 - ZIP Telecommunication services: employment - number (isoc_tc_emprn)
 - ZIP Telecommunication services: investment (isoc_tc_inv)
 - ZIP Telecommunication services: turnover (isoc_tc_tur)
 - ZIP Telecommunication services: international receipts and payments (isoc_tc_rec)
 - ZIP Telecommunication services: international calls (isoc_tc_cal)
 - ZIP Telecommunication services: traffic (isoc_tc_tra)
 - ZIP Telecommunication services: short message service (SMS) (isoc_tc_sms)
 - ZIP Telecommunication services: access to networks (1 000) (isoc_tc_ac1)
 - ZIP Telecommunication services: access to networks (per 100 inhabitants) (isoc_tc_ac2)
 - ZIP Telecommunication services: household share of main telephone lines (%) (isoc_tc_hsh)
 - ZIP Telecommunication services: operators and service providers (isoc_tc_ops)
 - ZIP Information technology expenditure in millions of euro and as a percentage of GDP (isoc_tc_ite)
 - ZIP Market shares in telecommunication (isoc_tc_msht)
 - ZIP Broadband penetration rate (isoc_tc_broad)
 - Computers and the internet in households and enterprises (isoc_ci)
 - Computers and the internet: summary of EU aggregates (isoc_ci_eu)
 - ZIP Computers and the internet: households - summary of EU aggregates (isoc_ci_eu_h)
 - ZIP Computers and the internet: individuals - summary of EU aggregates (isoc_ci_eu_i)
 - ZIP Computers and the internet: enterprises - summary of EU aggregates (NACE Rev. 1.1 activity) (isoc_ci_eu_e)
 - ZIP Computers and the internet: enterprises - summary of EU aggregates (NACE Rev. 2 activity) (isoc_ci_eu_en2)

-  ZIP Computers and the internet: enterprises - summary of EU aggregates (NACE Rev. 1.1 activity) (isoc_ci_eu_p)
-  ZIP Computers and the internet: enterprises - summary of EU aggregates (NACE Rev. 2 activity) (isoc_ci_eu_pn2)
-  Computers - availability and use (isoc_ci_cm)
 -  ZIP Households - availability of computers (isoc_ci_cm_h)
 -  ZIP Enterprises - availability of computers (NACE Rev. 1.1 activity) (isoc_ci_cm_e)
 -  ZIP Enterprises - availability of computers (NACE Rev. 2 activity) (isoc_ci_cm_en2)
 -  ZIP Employees - availability of computers (NACE Rev. 1.1 activity) (isoc_ci_cm_p)
 -  ZIP Employees - availability of computers (NACE Rev. 2 activity) (isoc_ci_cm_pn2)
 -  ZIP Households - computers: devices and communication systems (isoc_ci_cd_h)
 -  ZIP Enterprises - computers: devices and communication systems (NACE Rev. 1.1 activity) (isoc_ci_cd_e)
 -  ZIP Enterprises - computers: devices and communication systems (NACE Rev. 2 activity) (isoc_ci_cd_en2)
 -  ZIP Individuals - computer use (isoc_ci_cfp_cu)
 -  ZIP Individuals - frequency of computer use (isoc_ci_cfp_fu)
 -  ZIP Individuals - places of computer use (isoc_ci_cfp_pu)
-  Internet - level of access, use and activities (isoc_ci_in)
 -  ZIP Households - level of internet access (isoc_ci_in_h)
 -  ZIP Enterprises - level of internet access (NACE Rev. 1.1 activity) (isoc_ci_in_e)
 -  ZIP Enterprises - level of internet access (NACE Rev. 2 activity) (isoc_ci_in_en2)
 -  ZIP Employees - level of internet access (NACE Rev. 1.1 activity) (isoc_ci_in_p)
 -  ZIP Employees - level of internet access (NACE Rev. 2 activity) (isoc_ci_in_pn2)
 -  ZIP Households - devices to access the internet (isoc_ci_id_h)
 -  ZIP Employees - devices to access the internet (NACE Rev. 1.1 activity) (isoc_ci_id_p)
 -  ZIP Employees - devices to access the internet (NACE Rev. 2 activity) (isoc_ci_id_pn2)
 -  ZIP Individuals - internet use (isoc_ci_ifp_iu)
 -  ZIP Individuals - frequency of internet use (isoc_ci_ifp_fu)
 -  ZIP Individuals - places of internet use (isoc_ci_ifp_pu)
 -  ZIP Households - type of connection to the internet (isoc_ci_it_h)
 -  ZIP Enterprises - type of connection to the internet (NACE Rev. 1.1 activity) (isoc_ci_it_e)
 -  ZIP Enterprises - type of connection to the internet (NACE Rev. 2 activity) (isoc_ci_it_en2)
 -  ZIP Employees - type of connection to the internet (NACE Rev. 1.1 activity) (isoc_ci_it_p)
 -  ZIP Employees - type of connection to the internet (NACE Rev. 2 activity) (isoc_ci_it_pn2)
 -  ZIP Individuals - mobile internet access (isoc_ci_im_i)
 -  ZIP Internet activities - individuals (isoc_ci_ac_i)
 -  ZIP Internet activities - enterprises (NACE Rev. 1.1 activity) (isoc_ci_ac_e)
 -  ZIP Internet activities - enterprises (NACE Rev. 2 activity) (isoc_ci_ac_en2)
 -  ZIP Enterprises - remote working (NACE Rev. 1.1 activity) (isoc_ci_tw_e)
 -  ZIP Employees - remote working (NACE Rev. 1.1 activity) (isoc_ci_tw_p)
-  Special module 2014: cloud computing (isoc_ci_cc)
 -  Individuals - use of cloud computing services (isoc_ci_cci)
 -  ZIP Use of cloud services (isoc_cicci_use)
 -  ZIP Problems experienced when using cloud services (isoc_cicci_pb)
 -  ZIP Awareness about cloud services and reasons for non-use (isoc_cicci_awobs)
 -  Enterprises - use of cloud computing services (isoc_ci_cce)
 -  ZIP Use of cloud computing services (isoc_cicce_use)
 -  ZIP Obstacles that limit/prevent the use of cloud computing services (isoc_cicce_obs)
 -  ZIP Benefits realised from using cloud computing services (isoc_cicce_bnf)

-  Special module 2013: individuals - e-government (isoc_ci_egi)
 -  E-government activities of individuals via websites (isoc_ciegi_ac)
 -  Problems experienced when using e-government websites (isoc_ciegi_pb)
 -  User satisfaction about use of e-government websites (isoc_ciegi_sat)
 -  Other methods of contacting public authorities or services (isoc_ciegi_om)
 -  Reasons for not submitting completed forms to public authorities' websites (isoc_ciegi_rtx)
-  Special module 2013: enterprises - use of social media (isoc_ci_sm)
 -  Types of social media used (isoc_cismt)
 -  Purpose of social media use (isoc_cismp)
 -  Formal policy for using social media (isoc_cismpol)
-  Special module 2012: mobile connection to the internet (isoc_ci_mob)
 -  Individuals - mobile use of the internet (isoc_ci_mobi)
 -  Devices used for mobile connection to the internet (isoc_cimobi_dev)
 -  Frequency of mobile internet use (isoc_cimobi_frq)
 -  Purpose of mobile internet use (isoc_cimobi_purp)
 -  Problems encountered when using mobile internet (isoc_cimobi_prb)
 -  Reasons for not using mobile internet (isoc_cimobi_rux)
 -  Enterprises - mobile connection for business use (isoc_ci_mobe)
 -  Devices used for mobile connection to the internet (isoc_cimobe_dev)
 -  Business use of mobile connection to the internet (isoc_cimobe_use)
 -  Obstacles that limit/prevent the use of mobile connections to the internet (isoc_cimobe_obs)
-  Special module 2011: enterprises - e-government (isoc_ci_eg)
 -  Manage administrative procedures by returning filled forms electronically to public authorities (isoc_cieg_map)
 -  Reasons which limit electronic interaction with public authorities (isoc_cieg_lim)
 -  Public electronic procurement systems (isoc_cieg_pep)
 -  Reasons for not offering goods or services via electronic procurement (isoc_cieg_ngs)
-  Special module 2010: internet security (isoc_ci_sc)
 -  Individuals - internet security perceptions, incidences, precautions taken (isoc_ci_sci)
 -  Concern about possible problems related to internet usage (isoc_ciscico)
 -  Security related problems experienced through using the internet for private purposes in the last 12 months (isoc_ciscipb)
 -  Activities via internet not done because of security concerns (isoc_cisciax)
 -  Use and update of IT security software or tool to protect the private computer and data (isoc_ciscisw)
 -  Reasons for not updating security products (isoc_ciscirux)
 -  Frequency of safety copies or back up files from the computer on any external storage device (isoc_ciscif)
 -  Enterprises - ICT security policy, incidents and measures taken (isoc_ci_sce)
 -  Security policy: risks addressed and staff awareness (isoc_cisce_ra)
 -  Security incidents and consequences (isoc_cisce_ic)
 -  Security facilities and procedures (isoc_cisce_fp)
-  Special module 2008: individuals - use of advanced services (isoc_ci_as)
 -  Use of the internet for private purposes for advanced communication activities (excluding e-mail) (isoc_cias_com)
 -  Extent to which internet calls replaced other means of communication (isoc_cias_ocr)
 -  Use of the internet for leisure activities related to obtaining and sharing audio-visual content (isoc_cias_av)
 -  Download of music and/or films from the internet, by frequency (isoc_cias_df)
 -  Pay for online audio-visual content (isoc_cias_avp)

-  ZIP Extent to which internet use replaced time spent with off-line activities (isoc_cias_iur)
-  ZIP Use of mobile phone (isoc_cias_mph)
-  E-commerce by individuals and enterprises (isoc_ec)
 -  ZIP E-commerce by enterprises: summary of EU aggregates (NACE Rev. 2 activity) (isoc_ec_eu_en2)
 -  ZIP Internet purchases by individuals (isoc_ec_ibuy)
 -  ZIP Problems encountered by individuals when buying/ordering over the internet (isoc_ec_iprb)
 -  ZIP Perceived barriers to buying/ordering over the internet (isoc_ec_inb)
 -  ZIP Enterprises purchasing via internet and/or networks other than internet (NACE Rev. 1.1 activity) (isoc_ec_ebuy)
 -  ZIP Enterprises purchasing via internet and/or networks other than internet (NACE Rev. 2 activity) (isoc_ec_ebuyn2)
 -  ZIP Enterprises selling via internet and/or networks other than internet (NACE Rev. 1.1 activity) (isoc_ec_esel)
 -  ZIP Enterprises selling via internet and/or networks other than internet (NACE Rev. 2 activity) (isoc_ec_eseln2)
 -  ZIP Obstacles that limit/prevent the enterprise from selling via a website (isoc_ec_wsobs_n2)
 -  ZIP Value of purchases and sales by internet and/or networks other than internet (NACE Rev. 1.1 activity) (isoc_ec_eval)
 -  ZIP Value of purchases and sales by internet and/or networks other than internet (NACE Rev. 2 activity) (isoc_ec_evaln2)
-  E-skills of individuals and ICT competence in enterprises (isoc_sk)
 -  E-skills of individuals (isoc_ski)
 -  ZIP Individuals' level of computer skills (isoc_sk_cskl_i)
 -  ZIP Individuals' level of internet skills (isoc_sk_iskl_i)
 -  ZIP Way of obtaining e-skills (isoc_sk_how_i)
 -  ZIP Most recent training course on computer use (isoc_sk_rtc_i)
 -  ZIP Reasons for not having taken a computer course (isoc_sk_rnct_i)
 -  ICT competence in enterprises and demand for ICT skills (isoc_ske)
 -  ZIP Enterprises that employed ICT/IT specialists (NACE Rev. 2 activity) (isoc_ske_itспен2)
 -  ZIP Enterprises who employed ICT/IT specialists (NACE Rev. 1.1 activity) (isoc_ske_itsp_e)
 -  ZIP ICT/IT specialists employed by enterprises (NACE Rev. 1.1 activity) (isoc_ske_itsp_p)
 -  ZIP Enterprises that recruited or tried to recruit personnel for jobs requiring ICT skills (NACE Rev. 2 activity) (isoc_ske_itrcrn2)
 -  ZIP Enterprises who recruited or tried to recruit personnel for jobs requiring ICT skills (NACE Rev. 1.1 activity) (isoc_ske_itrcr)
 -  ZIP Main reasons for hard-to-fill vacancies for ICT specialist jobs (NACE Rev. 1.1 activity) (isoc_ske_itspvr)
 -  ZIP Enterprises that provided training to develop/upgrade ICT skills of their personnel (NACE Rev. 2 activity) (isoc_ske_ittn2)
 -  ZIP Enterprises who provided training to develop/upgrade ICT skills of their personnel (NACE Rev. 1.1 activity) (isoc_ske_itt)
 -  ZIP Enterprises where external suppliers performed ICT functions (NACE Rev. 1.1 activity) (isoc_ske_xfsp)
-  Regional Information society statistics by NUTS regions (isoc_reg)
 -  ZIP Households with access to the internet at home (isoc_r_iacc_h)
 -  ZIP Households with broadband access (isoc_r_broad_h)
 -  ZIP Individuals who have never used a computer (isoc_r_cux_i)
 -  ZIP Individuals who used the internet, frequency of use and activities (isoc_r_iuse_i)
 -  ZIP Individuals who used the internet for interaction with public authorities (isoc_r_gov_i)
 -  ZIP Individuals who ordered goods or services over the internet for private use (isoc_r_blt12_i)

📁 Tourism (tour)

📁 Monthly data on tourism industries (tour_indm)

- 📄 ZIP Nights spent at tourist accommodation establishments - monthly data (tour_occ_nim)
- 📄 ZIP Nights spent by non-residents at tourist accommodation establishments - 1990-2011 - world geographical breakdown - (...) (tour_occ_ninrmw)
- 📄 ZIP Arrivals at tourist accommodation establishments - monthly data (tour_occ_arm)
- 📄 ZIP Arrivals of non-residents at tourist accommodation establishments - 1990-2011 - world geographical breakdown - mont(...) (tour_occ_arrmw)
- 📄 ZIP Net occupancy rate of bed-places and bedrooms in hotels and similar accommodation (NACE Rev. 2, I, 55.1) - monthly data (tour_occ_mnor)

📁 Annual data on tourism industries (tour_inda)

📁 Occupancy of tourist accommodation establishments (tour_occ)

📁 Nights spent by residents and non-residents (tour_occ_n)

- 📄 ZIP Nights spent at tourist accommodation establishments (tour_occ_ninat)
- 📄 ZIP Nights spent at tourist accommodation establishments by NUTS 2 regions (tour_occ_nin2)
- 📄 ZIP Nights spent at tourist accommodation establishments by country/world region of residence of the tourist (tour_occ_ninraw)
- 📄 ZIP Nights spent at tourist accommodation establishments by degree of urbanisation (from 2012 onwards) (tour_occ_ninatd)
- 📄 ZIP Nights spent at tourist accommodation establishments by degree of urbanisation and by NUTS 2 regions (from 2012 onwards) (tour_occ_nin2d)
- 📄 ZIP Nights spent at tourist accommodation establishments by coastal and non-coastal area (from 2012 onwards) (tour_occ_ninatc)
- 📄 ZIP Nights spent at tourist accommodation establishments by coastal and non-coastal area and by NUTS 2 regions (from 20(...) (tour_occ_nin2c)
- 📄 ZIP Nights spent at hotels and similar accommodation (NACE Rev. 2, I, 55.1) by size class (from 2012 onwards) (tour_occ_ninats)

📁 Arrivals of residents and non-residents (tour_occ_a)










































- 📄 ZIP Arrivals at tourist accommodation establishments (tour_occ_arnat)
- 📄 ZIP Arrivals at tourist accommodation establishments by NUTS 2 regions (tour_occ_arn2)
- 📄 ZIP Arrivals at tourist accommodation establishments by country/world region of residence of the tourist (tour_occ_arraw)

📁 Occupancy rates for hotels and similar accommodation (tour_occ_or)


- 📄 ZIP Net occupancy rate of bed-places and bedrooms in hotels and similar accommodation (NACE Rev. 2, I, 55.1) by size cl(...) (tour_occ_anor)
- 📄 ZIP Net occupancy rate of bed-places and bedrooms in hotels and similar accommodation (NACE Rev. 2, I, 55.1) by NUTS 2 (...) (tour_occ_anor2)












📁 Capacity of tourist accommodation establishments (tour_cap)

- 📄 ZIP Number of establishments, bedrooms and bed-places (tour_cap_nat)
- 📄 ZIP Number of establishments, bedrooms and bed-places by NUTS 2 regions (tour_cap_nuts2)
- 📄 ZIP Number of establishments, bedrooms and bed-places by degree of urbanisation (from 2012 onwards) (tour_cap_natd)
- 📄 ZIP Number of establishments, bedrooms and bed-places by degree of urbanisation and by NUTS 2 regions (from 2012 onwards) (tour_cap_nuts2d)
- 📄 ZIP Number of establishments, bedrooms and bed-places by coastal and non-coastal area (from 2012 onwards) (tour_cap_natc)
- 📄 ZIP Number of establishments, bedrooms and bed-places by coastal and non-coastal area and by NUTS 2 regions (from 2012 (...)) (tour_cap_nuts2c)
- 📄 ZIP Hotels and similar accommodation (NACE Rev.2, I, 55.1) by size class: number of establishments, bedrooms and bed-pl(...) (tour_cap_nats)












-  ZIP Number of establishments, bedrooms and bed-places by NUTS 3 regions (1990-2011) (tour_cap_nuts3)
 -  Annual and quarterly data on employment in the accommodation sector (Source: Labour Force Survey) (tour_lfs)
 -  Annual data on employment in the accommodation sector (Source: Labour Force Survey) (tour_lfsa)
 -  ZIP Employed persons by full-time/part-time activity (NACE Rev. 2) (tour_lfs1r2)
 -  ZIP Employed persons by age groups (NACE Rev. 2) (tour_lfs2r2)
 -  ZIP Employed persons by level of education attained (NACE Rev. 2) (tour_lfs3r2)
 -  ZIP Permanency of job (permanent or temporary) (NACE Rev. 2) (tour_lfs4r2)
 -  ZIP Average seniority of work with the same employer (NACE Rev. 2) (tour_lfs5r2)
 -  ZIP Employed persons and employees by sex and full-time/part-time activity (NACE Rev. 2) (tour_lfs6r2)
 -  Quarterly data on employment in the accommodation sector (Source: Labour Force Survey) (tour_lfsq)
 -  ZIP Employed persons by full-time/part-time activity (NACE Rev. 2) (tour_lfsq1r2)
 -  ZIP Employed persons by age groups (NACE Rev. 2) (tour_lfsq2r2)
 -  ZIP Employed persons by level of education attained (NACE Rev. 2) (tour_lfsq3r2)
 -  ZIP Permanency of job (permanent or temporary) (NACE Rev. 2) (tour_lfsq4r2)
 -  ZIP Average seniority of work with the same employer (NACE Rev. 2) (tour_lfsq5r2)
 -  ZIP Employed persons and employees by sex and full-time/part-time activity (NACE Rev. 2) (tour_lfsq6r2)
 -  Annual data on trips of EU residents (tour_dem)
 -  Participation in tourism (tour_dem_to)
 -  ZIP Participation in tourism (1990-2011) - quarterly data (tour_dem_toq)
 -  ZIP Participation in tourism for personal purposes (tour_dem_totot)
 -  Participation in tourism for personal purpose by socio-demographic characteristics of the tourist (tour_dem_tosd)
 -  ZIP Participation in tourism for personal purposes by sex (tour_dem_tosex)
 -  ZIP Participation in tourism for personal purposes by age group (tour_dem_toage)
 -  ZIP Participation in tourism for personal purposes by educational attainment level (ISCED11) (from 2012 onwards) (tour_dem_toed11)
 -  ZIP Participation in tourism for personal purposes by household income (from 2012 onwards) (tour_dem_toinc)
 -  ZIP Participation in tourism for personal purposes by activity status (from 2012 onwards) (tour_dem_tows)
 -  Number of tourism trips (tour_dem_tt)
 -  ZIP Number of trips - quarterly data (tour_dem_ttq)
 -  ZIP Number of trips (tour_dem_tttot)
 -  ZIP Number of trips by country / world region of destination (tour_dem_ttw)
 -  Number of trips by trips characteristics (tour_dem_tttc)
 -  ZIP Number of trips by purpose (tour_dem_ttpur)
 -  ZIP Number of trips by length of stay (tour_dem_ttls)
 -  ZIP Number of trips by mode of accommodation (tour_dem_ttac)
 -  ZIP Number of trips by month of departure (tour_dem_ttmd)
 -  ZIP Number of trips by mode of transport (tour_dem_tttr)
 -  ZIP Number of trips by type of destination (from 2012 onwards) (tour_dem_tthd)
 -  Number of trips by socio-demographic characteristics of the tourist (tour_dem_ttsd)
 -  ZIP Number of trips by sex (tour_dem_ttsex)
 -  ZIP Number of trips by age group (tour_dem_ttage)
 -  ZIP Number of trips by educational attainment level (ISCED11) (from 2012 onwards) (tour_dem_tted11)

- ZIP Number of trips by household income (from 2012 onwards) (tour_dem_ttinc)
 - ZIP Number of trips by activity status (from 2012 onwards) (tour_dem_ttws)
- Number of tourism nights (tour_dem_tn)
 - ZIP Number of nights spent - quarterly data (tour_dem_tnq)
 - ZIP Number of nights spent (tour_dem_tntot)
 - ZIP Number of nights spent by country / world region of destination (tour_dem_tnw)
- Number of nights spent by trips characteristics (tour_dem_tntc)
 - ZIP Number of nights spent by purpose (tour_dem_tnpur)
 - ZIP Number of nights spent by length of stay (tour_dem_tnls)
 - ZIP Number of nights spent by mode of accommodation (tour_dem_tnac)
 - ZIP Number of nights spent by month of departure (tour_dem_tnmd)
 - ZIP Number of nights spent by mode of transport (tour_dem_tntr)
 - ZIP Number of nights spent by type of destination (from 2012 onwards) (tour_dem_tnhd)
- Number of nights spent by socio-demographic characteristics of the tourist (tour_dem_tnsd)
 - ZIP Number of nights spent by sex (tour_dem_tnsex)
 - ZIP Number of nights spent by age group (tour_dem_tnage)
 - ZIP Number of nights spent by educational attainment level (ISCED11) (from 2012 onwards) (tour_dem_tned11)
 - ZIP Number of nights spent by household income (from 2012 onwards) (tour_dem_tninc)
 - ZIP Number of nights spent by activity status (from 2012 onwards) (tour_dem_tnws)
- Expenditure on tourism trips (tour_dem_ex)
 - ZIP Expenditure - quarterly data (tour_dem_exq)
 - ZIP Expenditure (tour_dem_extot)
 - ZIP Average expenditure per trip by expenditure categories (from 2012 onwards) (tour_nat_expert)
 - ZIP Average expenditure per night by expenditure categories (from 2012 onwards) (tour_nat_expern)
- Expenditure by expenditure categories (tour_dem_extype)
 - ZIP Expenditure on accommodation (from 2012 onwards) (tour_dem_exac)
 - ZIP Expenditure on accommodation by country / world region of destination (from 2012 onwards) (tour_dem_exacw)
 - ZIP Expenditure on transport (from 2012 onwards) (tour_dem_extr)
 - ZIP Expenditure on transport by country / world region of destination (from 2012 onwards) (tour_dem_extrw)
 - ZIP Expenditure by expenditure categories (from 2012 onwards) (tour_dem_exexp)
- Expenditure by trips characteristics (tour_dem_extc)
 - ZIP Expenditure by purpose (tour_dem_expur)
 - ZIP Expenditure by length of stay (tour_dem_exls)
 - ZIP Expenditure by country, world region of destination (tour_dem_extotw)
- Expenditure by socio-demographic characteristics of the tourist (tour_dem_exsd)
 - ZIP Expenditure by sex (tour_dem_exsex)
 - ZIP Expenditure by age group (tour_dem_exage)
 - ZIP Expenditure by educational attainment level (ISCED11) (from 2012 onwards) (tour_dem_exed11)
 - ZIP Expenditure by household income (from 2012 onwards) (tour_dem_exinc)
 - ZIP Expenditure by activity status (from 2012 onwards) (tour_dem_exws)
- Statistics on the production of manufactured goods (prom)
 - Detailed data by PRODCOM list (NACE Rev. 1.1) (prom1)
 - ZIP Sold production, exports and imports by PRODCOM list (NACE Rev. 1.1) - annual data (DS_043408)
 - ZIP Total production by PRODCOM list (NACE Rev. 1.1) - annual data (DS_043409)
 - ZIP Sold production, exports and imports for steel by PRODCOM list (NACE Rev. 1.1) - monthly data (DS_008573)



 Farm land use - Arable land (ef_ala)

-  Arable crops: number of farms and areas of different arable crops by agricultural size of farm (UAA) and size of ar(...) (ef_alarableaa)
-  Arable crops: number of farms and areas of different arable crops by economic size of farm (SO in Euro) and size of(...) (ef_alarableecs)
-  Cereals: number of farms and areas by agricultural size of farm (UAA) and size of cereal area (ef_alcereal)
-  Common wheat: number of farms and areas by agricultural size of farm (UAA) and size of common wheat area (ef_alwheat)
-  Barley: number of farms and areas by agricultural size of farm (UAA) and size of barley area (ef_albarley)
-  Grain maize: number of farms and areas by agricultural size of farm (UAA) and size of grain maize area (ef_almaize)
-  Potatoes: number of farms and area by agricultural size of farm (UAA) and size of potato area (ef_alpotato)
-  Industrial crops: number of farms and areas by agricultural size of farm (UAA) and size of industrial crop area (ef_alindcrop)
-  Sugar beet: number of farms and areas by agricultural size of farm (UAA) and size of sugar beet area (ef_alsbeet)
-  Vegetables, melons, strawberries: number of farms and areas by agricultural size of farm (UAA) and size of vegetabl(...) (ef_alvege)
-  Flowers and ornamental plants: number of farms and areas by agricultural size of farm (UAA) (ef_allflower)

 Farm land use - Permanent crops, other farmland, irrigation (ef_po)



























-  Permanent crops: number of farms and areas by agricultural size of farm (UAA) and size of permanent crop area (ef_popermaa)
-  Permanent crops: number of farms and areas by economic size of farm (SO in Euro) and size of permanent crop area (ef_popermecs)
-  Permanent crops: number of farms and areas by size of permanent crop area and NUTS 2 regions (ef_popermreg)
-  Fruit and berry plantations: number of farms and areas by agricultural size of farm (UAA) and size of fruit and ber(...) (ef_pofruit)
-  Olive plantations: number of farms and areas by agricultural size of farm (UAA) and size of olive plantation area (ef_poolive)
-  Vineyards: number of farms and areas by agricultural size of farm (UAA) and size of vineyard area (ef_povine)
-  Crops under glass: number of farms and areas by agricultural size of farm (UAA) and size of crops under glass area (ef_poglass)
-  Permanent grassland: number of farms and areas by agricultural size of farm (UAA) and size of permanent grassland area (ef_pograss)
-  Irrigation: number of farms, areas and equipment by size of irrigated area and NUTS 2 regions (ef_poirrig)
-  Other land: number of farms and areas by agricultural size of farm (UAA) (ef_powood)
-  Mushrooms, energy crops, GMO: number of farms and areas by size of farm (UAA) (ef_pomengmo)

 Farm livestock and fodder crops (ef_lsf)






























-  Cattle: number of farms and heads and fodder crops by agricultural size of farm (UAA) and size of cattle herd (ef_lscatl)
-  Cattle: number of farms and heads and fodder crops by agricultural size of farm (UAA) and livestock units (LSU) of farm (ef_lscatlaalsu)

-  Dairy cows: number of farms and heads and fodder crops by agricultural size of farm (UAA) and size of dairy herd (ef_lscow)
-  Other cows: number of farms and heads and fodder crops by agricultural size of farm (UAA) and size of other cow herd (ef_Isothercow)
-  Fodder crops: number of farms and areas by agricultural size of farm (UAA) and size of fodder crops area (ef_lsfodderaa)
-  Goats: number of farms and heads and fodder crops by agricultural size of farm (UAA) and size of goat herd (ef_lsgoat)
-  Sheep: number of farms and heads and fodder crops by agricultural size of farm (UAA) and size of sheep flock (ef_lssheep)
-  Poultry: number of farms and heads by agricultural size of farm (UAA) and size of broiler flock (ef_lsbroiaa)
-  Poultry: number of farms and heads by economic size of farm (SO in Euro) and size of broiler flock (ef_lsbroiecs)
-  Laying hens: number of farms and heads of poultry by agricultural size of farm (UAA) and size of laying hen flock (ef_lslayhenaa)
-  Laying hens: number of farms and heads by economic size of farm (SO in Euro) and size of laying hen flock (ef_lslayhenecs)
-  Pigs: number of farms and heads by agricultural size of farm (UAA) and size of pig herd (ef_lspigaa)
-  Pigs: number of farms and heads by economic size of farm (SO in Euro) and size of pig herd (ef_lspigecs)
-  Pigs-sows: number of farms and heads by agricultural size of farm (UAA) and size of breeding sow herd (ef_lssowsaa)
-  Pigs-sows: number of farms and heads by economic size of farm (SO in Euro) and size of breeding sow herd (ef_lssowsecs)
-  Farm labour force (ef_lf)
 -  Labour force categories: number of persons and farm work (AWU) by sex of worker, legal status of holding and agricul(...) (ef_lflegaa)
 -  Labour force categories: number of persons and farm work (AWU) by legal status of holding and economic size of farm(...) (ef_lflegecs)
 -  Labour force categories: number of persons and farm work (AWU) in the holding by working time (% AWU) and agricultu(...) (ef_lfwtime)
-  Other gainful activities and support for rural development (ef_oga)
 -  Other gainful activities (OGA) of the farm of sole holder: number of farms, agricultural area, standard output (SO)(...) (ef_ogaaa)
 -  Other gainful activities (OGA) of the farm of sole holder: number of farms, agricultural area, standard output (SO)(...) (ef_ogaecs)
 -  Other gainful activities (OGA) of the farm of sole holder: number of farms, agricultural area, standard output (SO)(...) (ef_ogaft)
 -  Other gainful activities (OGA) of the farm of sole holder: number of farms, agricultural area, standard output (SO)(...) (ef_ogaage)
 -  Other gainful activities directly related to the holding: number of farms, agricultural area, standard output (SO) (...) (ef_ogadsexage)
 -  Support for rural development: number of farms, agricultural area, standard output (SO) and livestock (LSU) by lega(...) (ef_ogardaa)
 -  Support for rural development: number of farms, agricultural area, standard output (SO) and livestock (LSU) by lega(...) (ef_ogardlegecs)
 -  Support for rural development: number of farms, agricultural area, standard output (SO) and livestock (LSU) by lega(...) (ef_ogardlegft)

-  Support for rural development: number of farms, agricultural area, standard output (SO) and livestock (LSU) by age (...) (ef_ogardsexage)
-  Farm management and practises (ef_mp)
 -  Holder-manager relationship: area, livestock, labour force and standard output (SO) by agricultural size of farm (UAA) (ef_mpmmanaa)
 -  Farm equipment: agricultural area and number of farms with different type of equipment by agricultural size of farm(...) (ef_mpequip)
 -  Organic farming: number of farms, areas with different crops and heads of different types of animals by agricultura(...) (ef_mporganic)
 -  Type of tenure: number of farms and areas by agricultural size of farm (UAA) and NUTS 2 regions (ef_mptenure)
 -  Type of tenure: number of farms and areas by economic size of farm (SO in Euro) and NUTS 2 regions (ef_mptenurecs)
 -  Agricultural training of farm managers: number of farms, agricultural area, labour force and standard output (SO) b(...) (ef_mptrainman)
 -  Agricultural training of farm managers: number of farms, agricultural area, labour force, standard output (SO) and (...) (ef_mptraineecs)
-  Survey on agricultural production methods (SAPM, 2010) (ef_pm)
 -  Tillage methods: number of farms and areas by size of arable area and NUTS 2 regions (ef_pmtilaa)
 -  Tillage methods: number of farms and areas by economic size of farm (SO in euros) and NUTS 2 regions (ef_pmtilecs)
 -  Soil conservation: number of farms and areas by size of arable area and NUTS 2 regions (ef_pmsoilaa)
 -  Soil conservation: number of farms and areas by economic size of farm (SO in euros) and NUTS 2 regions (ef_pmsoilecs)
 -  Landscape features: number of farms and areas by agricultural size (UAA), economic size of farm (SO in euros) and(...) (ef_pmlandscape)
 -  Animal grazing on the holding: number of farms and area grazed by duration, economic size of farm (SO in euros) and(...) (ef_pmgrazecs)
 -  Common land grazing: number of farms and grazing livestock (LSU) by duration, total LSU of the holding and age of t(...) (ef_pmcomlage)
 -  Common land grazing: number of farms and grazing livestock (LSU) by duration and economic size of farm (SO in euros) (ef_pmcomlecs)
 -  Animal housing - cattle: number of farms and places by cattle size class and agricultural size of farm (UAA) (ef_pmhouscatlaa)
 -  Animal housing - cattle: number of farms and places by cattle size classes, economic size of farm (SO in euros) and(...) (ef_pmhouscatlec)
 -  Animal housing - pigs: number of farms and places by pig size classes, economic size of farm (SO in euros) and NUTS(...) (ef_pmhouspigec)
 -  Animal housing - laying hens: number of farms and places by laying hens size classes, economic size of farm (SO in (...)) (ef_pmhouslhenec)
 -  Solid manure application as % of the UAA: number of holdings and UAA by economic size (SO in euros) and agricultu(...) (ef_pmmanapaa)
 -  Solid manure application as % of the UAA: number of holdings and areas by economic size (SO in euros) and livesto(...) (ef_pmmanaplsu)
 -  Slurry application as % of the UAA: number of holdings and areas by economic size (SO in euros) and agriculture (...) (ef_pmslurapaa)
 -  Slurry application as % of the UAA: number of holdings and areas by economic size (SO in euros) and livestock uni(...) (ef_pmsluraplsu)

-  ZIP Manure exported from the holding in % of total produced: number of farms and areas by economic size (SO in euros),(...) (ef_pmmanexpaa)
 -  ZIP Manure exported from the holding in % of total produced: number of farms and areas by economic size (SO in euros)(...) (ef_pmmanexplsu)
 -  ZIP Manure storage and treatment facilities: number of farms and areas by economic size (SO in euros), agriculture siz(...) (ef_pmmanstoaa)
 -  ZIP Manure storage and treatment facilities: number of farms and areas by economic size (SO in euros), livestock units (...) (ef_pmmanstolsu)
 -  ZIP Standard output (SO) coefficients used for typology (ef_tso_coef)
 - Farm structure: historical data (1990-2007) (ef_h)
 - Overview of agricultural holdings (ef_ov)
 - Key farm variables (ef_ov_kv)
 -  ZIP Key variables by legal status of holding, size of farm (UAA) and NUTS 2 regions (ef_ov_kvaa)
 -  ZIP Key variables by size of farm (UAA), economic size of farm (ESU) and LFA status (ef_ov_kvaaesu)
 -  ZIP Key variables by age of holder, size of farm (UAA) and LFA status (ef_ov_kvage)
 -  ZIP Key variables by type of farming (1-digit), economic size of farm (ESU) and LFA status (ef_ov_kvesuft)
 -  ZIP Key variables by type of farming (1-digit), economic size of farm (ESU) and objective zone 2000 (ef_ov_kvftob00)
 -  ZIP Key variables by type of farming (1-digit), economic size of farm (ESU) and objective zone 1999 (ef_ov_kvftob99)
 -  ZIP Key variables by type of farming (2-digit) and size of farm (UAA) (ef_ov_kvftaa)
 -  ZIP Key variables by type of farming (2-digit) and economic size of farm (ESU) (ef_ov_kvftesu)
 -  ZIP Key variables by type of farming (2-digit) and NUTS 2 regions (ef_ov_kvftreg)
 - Land use summary (ef_ov_lu)
 -  ZIP Land use: number of farms and areas by size of farm (UAA) and LFA status (ef_ov_lusum)
 -  ZIP Land use: number of farms and areas by size of farm (UAA) and objective zone 2000 (ef_ov_luob00)
 -  ZIP Land use: number of farms and areas by size of farm (UAA) and objective zone 1999 (ef_ov_luob99)
 -  ZIP Land use: number of farms and areas by type of farming (2-digit) and economic size of farm (ESU) (ef_ov_luft)
 - Livestock summary (ef_ov_ls)
 -  ZIP Livestock: number of farms and heads by size of farm (UAA) and LFA status (ef_ov_lssum)
 -  ZIP Livestock: number of farms and heads by size of farm (UAA) and objective zone 2000 (ef_ov_lsob00)
 -  ZIP Livestock: number of farms and heads by size of farm (UAA) and objective zone 1999 (ef_ov_lsob99)
 -  ZIP Livestock: number of farms, heads and LSU by type of farming (2-digit) and economic size of farm (ESU) (ef_ov_lsft)
 - Labour force summary (ef_ov_lf)
 -  ZIP Labour force: number of persons and farm work (AWU) by size of farm (UAA) and LFA status (ef_ov_lfsum)
 -  ZIP Labour force: number of persons and farm work (AWU) by size of farm (UAA) and objective zone 2000 (ef_ov_lfob00)
 -  ZIP Labour force: number of persons and farm work (AWU) by size of farm (UAA) and objective zone 1999 (ef_ov_lfob99)
 -  ZIP Labour force: number of persons and farm work (AWU) by type of farming (2-digit) and economic size of farm (ESU) (ef_ov_lfft)

- 📁 Land Use (ef_lu)
 - 📁 Land use overview (ef_lu_ov)
 - 🔍 ZIP Farmland: number of farms and areas by size of farm (UAA) and NUTS 2 regions (ef_lu_ovcropaa)
 - 🔍 ZIP Farmland: number of farms and areas by economic size of farm (ESU) and NUTS 2 regions (ef_lu_ovcropesu)
 - 📁 Arable land (ef_lu_al)
 - 🔍 ZIP Arable crops: number of farms and areas by size of farm (UAA) and size of arable area (ef_lu_alarable)
 - 🔍 ZIP Cereals: number of farms, areas and combine harvestors by size of farm (UAA) and size of cereal area (ef_lu_alcereal)
 - 🔍 ZIP Common wheat: number of farms and area by size of farm (UAA) and size of common wheat area (ef_lu_alwheat)
 - 🔍 ZIP Barley: number of farms and area by size of farm (UAA) and size of barley area (ef_lu_albarley)
 - 🔍 ZIP Grain maize: number of farms and area by size of farm (UAA) and size of grain maize area (ef_lu_almaize)
 - 🔍 ZIP Potatoes: number of farms and area by size of farm (UAA) and size of potato area (ef_lu_alpotat)
 - 🔍 ZIP Sugar beet: number of farms and area by size of farm (UAA) and size of sugar beet area (ef_lu_alsbeet)
 - 🔍 ZIP Industrial plants: number of farms and areas by size of farm (UAA) and size of industrial plant area (ef_lu_aliplant)
 - 🔍 ZIP Vegetables, melons, strawberries and greenhouses: number of farms and areas by size of farm (UAA) and size of veget(...) (ef_lu_alvegout)
 - 🔍 ZIP Vegetables, melons, strawberries and greenhouses: number of farms and areas by size of farm (UAA) and size of veget(...) (ef_lu_alvegglas)
 - 🔍 ZIP Flowers and ornamental plants: number of farms and areas by size of farm (UAA) and size of flower and ornamental pl(...) (ef_lu_alflower)
 - 📁 Permanent crops (ef_lu_pc)
 - 🔍 ZIP Permanent crops: number of farms and areas by size of farm (UAA) and size of permanent crop area (ef_lu_pcgeo)
 - 🔍 ZIP Permanent crops: number of farms and areas by size of farm (UAA), size of permanent crop area and NUTS 2 regions (ef_lu_pcreg)
 - 🔍 ZIP Fruit and berry plantations: number of farms and areas by size of farm (UAA) and size of fruit and berry plantation(...) (ef_lu_pcfruit)
 - 🔍 ZIP Olive plantations: number of farms and areas by size of farm (UAA) and size of olive plantation area (ef_lu_pcolive)
 - 🔍 ZIP Vineyards: number of farms and areas by size of farm (UAA) and size of vineyard area (ef_lu_pcvine)
 - 📁 Other farmland (ef_lu_of)
 - 🔍 ZIP Permanent grassland: number of farms and areas by size of farm (UAA) and size of permanent grassland area (ef_lu_ofgrass)
 - 🔍 ZIP Fallow land and set-aside land: number of farms and areas by size of farm (UAA) and size of arable area (ef_lu_ofsetasid)
 - 🔍 ZIP Irrigation: number of farms, areas and equipment by size of farm (UAA) and region (ef_lu_ofirrig)
 - 🔍 ZIP Crops under glass: number of farms and areas by size of farm (UAA) and size of crops under glass area (ef_lu_ofglass)
 - 🔍 ZIP Other land: number of farms and areas by size of farm (UAA) and size of wooded area (ef_lu_ofwood)














































-  Livestock (ef_ls)
 -  Livestock overview (ef_ls_ov)
 -  Livestock: number of farms and heads by size of farm (UAA) and NUTS 2 regions (ef_ls_ovaareg)
 -  Livestock: number of farms and heads by livestock units (LSU) of farm and NUTS 2 regions (ef_ls_ovlsureg)
 -  Livestock: number of farms and heads by economic size of farm (ESU) and NUTS 2 regions (ef_ls_ovesu)
 -  Grazing livestock (ef_ls_gz)
 -  Cattle: number of farms and heads by size of farm (UAA) and size of cattle herd (ef_ls_gzcatl)
 -  Cattle: number of farms and heads by size of farm (UAA) and livestock units (LSU) of farm (ef_ls_gzcatllsu)
 -  Dairy cows: number of farms and heads by size of farm (UAA) and size of dairy herd (ef_ls_gzdcow)
 -  Other cows: number of farms and heads by size of farm (UAA) and size of other cow herd (ef_ls_gzocow)
 -  Sheep: number of farms and heads by size of farm (UAA) and size of sheep flock (ef_ls_gzsheep)
 -  Goats: number of farms and heads by size of farm (UAA) and size of goat herd (ef_ls_gzgoat)
 -  Fodder crops: number of farms and areas by size of farm (UAA) and size of fodder crops area (ef_ls_gzforage)
 -  Granivores (ef_ls_gv)
 -  Pigs: number of farms and heads by size of farm (UAA) and size of breeding sow herd (ef_ls_gvsows)
 -  Pigs: number of farms and heads by size of farm (UAA) and size of other pig herd (ef_ls_gvopig)
 -  Poultry: number of farms and heads by size of farm (UAA) and size of broiler flock (ef_ls_gvbroiler)
 -  Poultry: number of farms and heads by size of farm (UAA) and size of laying hen flock (ef_ls_gvlayhen)
 -  Special interest topics (ef_so)
 -  Labour force (ef_so_lf)
 -  Labour force: number of persons and farm work (AWU) by sex of worker, category of worker, legal status of holding, (...) (ef_so_lfaa)
 -  Labour force: number of persons and farm work (AWU) by sex of worker, category of worker, legal status of holding, (...) (ef_so_lfesu)
 -  Labour force: number of persons and farm work (AWU) by age of worker, category of worker and size of farm (UAA) (ef_so_lfage)
 -  Labour force: number of persons and farm work (AWU) by working time (% AWU), category of worker and size of farm (UAA) (ef_so_lfwtime)
 -  Family labour force: number of persons and farm work (AWU) by sex of worker, age of worker and size of farm (UAA) (ef_so_lfsexage)
 -  Rural development (ef_so_rd)
 -  Other activities on the holding: number of farms, agricultural area and economic size (ESU) by legal status of hold(...) (ef_so_rdaa)
 -  Other activities on the holding: number of farms, agricultural area and economic size (ESU) by legal status of hold(...) (ef_so_rdft)
 -  Other activities on the holding: number of farms, agricultural area and economic size (ESU) by legal status of hold(...) (ef_so_rdoga)



















































- ZIP Other activities on the holding: number of farms, agricultural area and economic size (ESU) by age of holder and se(...) (ef_so_rdxage)
 - ZIP Family labour force with other gainful activity: number of persons by size of farm (UAA) (ef_so_rdlfoga)
 - Management and practises (ef_so_mp)
 - ZIP Holder-manager relationship: selected variables by size of farm (UAA) (ef_so_mplegger)
 - ZIP Type of tenure: number of farms and areas by size of farm (UAA) and NUTS 2 regions (ef_so_mptenure)
 - ZIP Agricultural training of farm managers: selected variables by economic size of farm (ESU) (ef_so_mptrain)
 - ZIP Organic farming: selected variables by size of farm (UAA) and NUTS 2 regions (ef_so_mpporg)
 - ZIP Farm machinery: number of farms and machines by size of farm (UAA) (ef_so_mppmachin)
 - ZIP Standard gross margin (SGM) coefficients used for typology (ef_tsgm)
 - ZIP Standard output (SO) coefficients used for typology (ef_tso)
 - ZIP Structure of agricultural holdings and labour force (ef_ybook)
- Structure of agricultural holdings by region, main indicators (ef_r_main)
 - ZIP Structure of agricultural holdings by eurofarm region, main indicators (ef_r_farm)
 - ZIP Structure of agricultural holdings by NUTS 3 regions - main indicators (ef_r_nuts)
- Economic Accounts for Agriculture (aact)
 - Economic Accounts for Agriculture (aact_eaa)
 - ZIP Economic accounts for agriculture - values at current prices (aact_eaa01)
 - ZIP Economic accounts for agriculture - values at n-1 prices (aact_eaa02)
 - ZIP Economic accounts for agriculture - values at constant prices (2005 = 100) (aact_eaa03)
 - ZIP Economic accounts for agriculture - values at real prices (aact_eaa04)
 - ZIP Economic accounts for agriculture - indices: volume, price, values (aact_eaa05)
 - ZIP Economic accounts for agriculture - agricultural income (indicators A, B, C) (aact_eaa06)
 - Agricultural Labour Input Statistics (aact_ali)
 - ZIP Agricultural Labour Input Statistics: absolute figures (1 000 annual work units) (aact_ali01)
 - ZIP Agricultural Labour Input Statistics: indices (2005 = 100) (aact_ali02)
 - Unit value statistics for agricultural products (aact_uv)
 - ZIP Unit values at basic prices (aact_uv01)
 - ZIP Unit values at producer prices (aact_uv02)
 - ZIP Unit values: quantities (1 000 t) (aact_uv03)
- Agricultural prices and price indices (apri)
 - Selling prices of agricultural products (absolute prices), land prices and rents (apri_ap)
 - ZIP Land prices and rents - annual data (apri_ap_aland)
 - ZIP Selling prices of crop products (absolute prices) - annual price (from 2000 onwards) (apri_ap_crpouta)
 - ZIP Selling prices of animal products (absolute prices) - annual price (from 2000 onwards) (apri_ap_anouta)
 - ZIP Purchase prices of the means of agricultural production (absolute prices) - annual price (from 2000 onwards) (apri_ap_ina)
 - ZIP Selling prices of crop products (absolute prices) - annual - old codes - data from 1969 to 2005 (apri_ap_hcouta)
 - ZIP Selling prices of crop products (absolute prices) - monthly - old codes - data from 1969 to 2006 (apri_ap_hcoutm)
 - ZIP Selling prices of animal products (absolute prices) - annual - old codes - data from 1969 to 2005 (apri_ap_haouta)
 - ZIP Selling prices of animal products (absolute prices) - monthly - old code - data from 1969 to 2006 (apri_ap_haoutm)


















































-  ZIP Purchase prices of the means of agricultural production (absolute prices) - annual - old codes - data from 1969 to 2005 (apri_ap_hia)
-  ZIP Purchase prices of the means of agricultural production (absolute prices) - monthly - old codes - data from 1969 to 2006 (apri_ap_him)
-  Price indices of agricultural products (apri_pi)
 -  Price indices of agricultural products (2010 = 100) (apri_pi10)
 -  ZIP Price indices of the means of agricultural production, input (2010 = 100) - annual data (apri_pi10_ina)
 -  ZIP Price indices of the means of agricultural production, input (2010 = 100) - quarterly data (apri_pi10_inq)
 -  ZIP Price indices of agricultural products, output (2010 = 100) - annual data (apri_pi10_outa)
 -  ZIP Price indices of agricultural products, output (2010 = 100) - quarterly data (apri_pi10_outq)
 -  Price indices of agricultural products (2005 = 100) (apri_pi05)
 -  ZIP Price indices of the means of agricultural production, input (2005 = 100) - annual data (apri_pi05_ina)
 -  ZIP Price indices of the means of agricultural production, input (2005 = 100) - quarterly data (apri_pi05_inq)
 -  ZIP Price indices of agricultural products, output (2005 = 100) - annual data (apri_pi05_outa)
 -  ZIP Price indices of agricultural products, output (2005 = 100) - quarterly data (apri_pi05_outq)
 -  Price indices of agricultural products (2000 = 100) (apri_pi00)
 -  ZIP Price indices of the means of agricultural production, input (2000 = 100) - annual data (apri_pi00_ina)
 -  ZIP Price indices of the means of agricultural production, input (2000 = 100) - monthly data (apri_pi00_inm)
 -  ZIP Price indices of the means of agricultural production, input (2000 = 100) - quarterly data (apri_pi00_inq)
 -  ZIP Price indices of agricultural products, output (2000 = 100) - annual data (apri_pi00_outa)
 -  ZIP Price indices of agricultural products, output (2000 = 100) - monthly data (apri_pi00_outm)
 -  ZIP Price indices of agricultural products, output (2000 = 100) - quarterly data (apri_pi00_outq)
 -  Price indices of agricultural products (1995 = 100) (apri_pi95)
 -  ZIP EC index of producer prices of agricultural products (1995 = 100) - annual data (apri_pi95_proda)
 -  ZIP EC index of producer prices of agricultural products (monthly index, monthly weighting) change in quarterly average(...) (apri_pi95_prodm)
 -  ZIP EC indices of purchase prices of the means of agricultural production (1995 = 100) - annual data (apri_pi95_purcha)
 -  ZIP EC indices of purchase prices of the means of agricultural production (1995 = 100) - monthly data (apri_pi95_purchm)
-  Agricultural production (apro)
 -  Crops products (apro_cp)
 -  Crops products: areas and productions (apro_cpp)
 -  ZIP Crops products - annual data (apro_cpp_crop)
 -  ZIP Land use - 1 000 ha - annual data (apro_cpp_luse)
 -  Crops products: supply balances sheets (apro_cpb)
 -  ZIP Wine balance sheet - marketing year (apro_cpb_wine)
 -  Poultry farming (apro_ec)
 -  ZIP Poultry - annual data (apro_ec_poula)
 -  ZIP Poultry - monthly data (apro_ec_poulm)
 -  ZIP Laying hens population - annual data (apro_ec_lshen)
 -  ZIP Hatcheries - poultry other than hens - annual data (apro_ec_strpoul)















































- ZIP Hatcheries - hens, annual data (apro_ec_strhen)
 - Milk and milk products (apro_mk)
 - ZIP Fat contents and protein contents (cow's milk) - annual data (apro_mk_fatprot)
 - ZIP Milk collection (all milks) and dairy products obtained - annual data (apro_mk_pobta)
 - ZIP Cows'milk collection and products obtained - annual data (apro_mk cola)
 - ZIP Cows'milk collection and products obtained - monthly data (apro_mk_colm)
 - ZIP Production and utilization of milk on the farm - annual data (apro_mk_farm)
 - Dairies structure - triennial (apro_mk_str)
 - ZIP Milk collection - Distribution of enterprises by volume of annual collection (apro_mk_strmk)
 - ZIP Milk collection - Distribution of collection centres by volume of annual collection (apro_mk_strcc)
 - ZIP Milk treated - Distribution of enterprises by volume of annual production (apro_mk_strmt)
 - ZIP Fresh products - Distribution of enterprises by volume of annual production (apro_mk_strfp)
 - ZIP Drinking milk - Distribution of enterprises by volume of annual production (apro_mk_strdm)
 - ZIP Powdered dairy products - Distribution of enterprises by volume of annual production (apro_mk_strpd)
 - ZIP Butter - Distribution of enterprises by volume of annual production (apro_mk_strbt)
 - ZIP Cheese - Distribution of enterprises by volume of annual production (apro_mk_strch)
 - Livestock and meat (apro_mt)
 - Meat production (apro_mt_p)
 - ZIP Slaughtering in slaughterhouses - monthly data (apro_mt_pwgtm)
 - ZIP Slaughtering in slaughterhouses - annual data (apro_mt_pann)
 - ZIP Estimates of slaughtering, other than in slaughterhouses - monthly data (apro_mt_pslthm)
 - ZIP Estimates of slaughtering, other than in slaughterhouses - annual data (apro_mt_slth)
 - ZIP Meat production and foreign trade - head - monthly data (apro_mt_pheadm)
 - ZIP Production forecasts pig - head - quarterly data (apro_mt_ppighq)
 - ZIP Production forecasts cattle - head - bi-annual data (apro_mt_pcatlhs)
 - Livestock (apro_mt_ls)
 - ZIP Cattle population - annual data (apro_mt_lscatl)
 - ZIP Goats population - annual data (apro_mt_lsgoat)
 - ZIP Equidae - annual data (apro_mt_lsequi)
 - ZIP Sheep population - annual data (apro_mt_lssheep)
 - ZIP Pig population - annual data (apro_mt_lspig)
 - Structure of rearing (apro_mt_str)
 - ZIP Cattles: total, dairy cow and other cows (apro_mt_strcatl)
 - ZIP Pigs: total, fattening pigs and sows (apro_mt_strpig)
 - ZIP Goats (apro_mt_strgoat)
 - ZIP Sheep (apro_mt_strshe)
 - Structure of orchards and vineyards (orch_vit)
 - Orchard (orch)
 - ZIP Total by species (area in ha) (orch_total)
 - ZIP Apple trees by age classes (area in ha) (orch_apples1)
 - ZIP Apple trees by density classes (area in ha) (orch_apples2)
 - ZIP Apple trees by age and density classes (area in ha) (orch_apples3)
 - ZIP Peach trees by age classes (area in ha) (orch_pears1)
 - ZIP Pear trees by density classes (area in ha) (orch_pears2)
 - ZIP Pear trees by age and density classes (area in ha) (orch_pears3)
 - ZIP Peach trees by age classes (area in ha) (orch_peach1)
 - ZIP Peach trees by density classes (area in ha) (orch_peach2)
 - ZIP Peach trees by age and density classes (area in ha) (orch_peach3)

-  ZIP Apricot trees by age classes (area in ha) (orch_apricots1)
-  ZIP Apricot trees by density classes (area in ha) (orch_apricots2)
-  ZIP Apricot trees by age and density classes (area in ha) (orch_apricots3)
-  ZIP Orange trees by age classes (area in ha) (orch_oranges1)
-  ZIP Orange trees by density classes (area in ha) (orch_oranges2)
-  ZIP Orange trees by age and density classes (area in ha) (orch_oranges3)
-  ZIP Lemon and small citrus fruit trees by age classes (area in ha) (orch_lemons1)
-  ZIP Lemon and small citrus fruit trees by density classes (area in ha) (orch_lemons2)
-  ZIP Lemon and small citrus fruit trees by age and density classes (area in ha) (orch_lemons3)
-  ZIP Olive trees by age classes (area in ha) (orch_olives1)
-  ZIP Olive trees by density classes (area in ha) (orch_olives2)
-  ZIP Olive trees by age and density classes (area in ha) (orch_olives3)
-  ZIP Table grape vines by age classes (area in ha) (ES, FR, IT, RO) (orch_grapes1)
-  ZIP Table grape vines by density classes (area in ha) (ES, FR, IT, RO) (orch_grapes2)
-  ZIP Table grape vines by age and density classes (area in ha) (ES, FR, IT, RO) (orch_grapes3)
-  Vineyard (vit)
 -  Annual vineyard survey (vit_an)
 -  ZIP Area under wine-grape vine varieties by type of production, yield class and regions (vit_an5)
 -  ZIP Area under wine-grape vine varieties which have been grubbed, planted or replanted, by type of production, yield cl(...) (vit_an6)
 -  ZIP Grape must or wine production of the area under wine-grape vine varieties, by yield class and estimated average nat(...) (vit_an7)
 -  Basic vineyard survey (vit_bs)
 -  ZIP Holdings, cultivated area under vines (CAV) and agricultural area in use broken down by type of production, size cl(...) (vit_bs1)
 -  ZIP Holdings, cultivated area under vines (CAV) and utilised agricultural area (AA) by AV/AA ratio, size class and regions (vit_bs2)
 -  ZIP Holdings and areas under wine-grape vine varieties, broken down by vine area size class and classes of % of area pr(...) (vit_bs3)
 -  ZIP Area under wine-grape vine varieties broken down by vine variety and by age of the vines - Bulgaria (vit_bs4_bg)
 -  ZIP Area under wine-grape vine varieties broken down by vine variety and by age of the vines - Czech Republic (vit_bs4_cz)
 -  ZIP Area under wine-grape vine varieties broken down by vine variety and by age of the vines - Germany (vit_bs4_de)
 -  ZIP Area under wine-grape vine varieties broken down by vine variety and by age of the vines - Greece (vit_bs4_el)
 -  ZIP Area under wine-grape vine varieties broken down by vine variety, age of the vines and regions - Spain (vit_bs4_es)
 -  ZIP Area under wine-grape vine varieties broken down by vine variety and by age of the vines - France (vit_bs4_fr)
 -  ZIP Area under wine-grape vine varieties broken down by vine variety and by age of the vines - Italy (vit_bs4_it)
 -  ZIP Area under wine-grape vine varieties broken down by vine variety and by age of the vines - Cyprus (vit_bs4_cy)
 -  ZIP Area under wine-grape vine varieties broken down by vine variety and by age of the vines - Luxembourg (vit_bs4_lu)
 -  ZIP Area under wine-grape vine varieties broken down by vine variety and by age of the vines - Austria (vit_bs4_at)
 -  ZIP Area under wine-grape vine varieties broken down by vine variety and by age of the vines - Portugal (vit_bs4_pt)






















-  ZIP Area under wine-grape vine varieties broken down by vine variety, age of the vines and NUTS 2 regions - Romania (vit_bs4_ro)
 -  ZIP Area under wine-grape vine varieties broken down by vine variety and by age of the vines - Slovenia (vit_bs4_si)
 -  ZIP Area under wine-grape vine varieties broken down by vine variety and by age of the vines - Slovakia (vit_bs4_sk)
 -  ZIP Area under wine-grape vine varieties broken down by vine variety and by age of the vines - United Kingdom (vit_bs4_uk)
 -  ZIP Area under wine-grape vine varieties broken down by type of production, yield class and regions (vit_bs5)
-  Regional Agriculture Statistics (agr_r)
 -  ZIP Agricultural accounts according to EAA 97 Rev.1.1 by NUTS 2 regions (agr_r_accts)
 -  ZIP Animal populations (December) by NUTS 2 regions (agr_r_animal)
 -  ZIP Areas harvested, yields, production by NUTS 2 regions (agr_r_crops)
 -  ZIP Land use by NUTS 2 regions (agr_r_landuse)
 -  ZIP Production of cow's milk on farms by NUTS 2 regions (1 000 t) (agr_r_milkpr)
-  Forestry (for)
 -  Removals, production and trade (for_rpt)
 -  Roundwood removals (for_rptr)
 -  ZIP Roundwood removals by type of wood and assortment (for_remov)
 -  ZIP Roundwood removals under bark by type of ownership (for_owner)
 -  Roundwood production and trade (for_rptt)
 -  ZIP Roundwood, fuelwood and other basic products (for_basic)
 -  ZIP Industrial roundwood by assortment (for_irass)
 -  ZIP Industrial roundwood by species (for_irspec)
 -  ZIP Tropical wood imports to the EU from chapter 44 of the Harmonised System (for_trop)
 -  Production and trade in primary products (for_rptp)
 -  ZIP Sawnwood and panels (for_swpan)
 -  ZIP Sawnwood trade by species (for_swspec)
 -  ZIP Pulp, paper and paperboard (for_pp)
 -  Trade in secondary processed products (for_rpts)
 -  ZIP Secondary wood products (for_secwp)
 -  ZIP Secondary paper products (for_secpp)
 -  Economics and employment (for_eaf)
 -  Integrated environmental and economic accounting for forests (for_ieeaf)
 -  ZIP Economic accounts for forestry and logging - values at current prices (for_ieeaf_cp)
 -  Employment (for_emp)
 -  ZIP Annual work units in forestry and logging (for_awu)
 -  ZIP Employment in forestry and forest-based industry (for_emp_lfs)
 -  ZIP Employment in forestry and forest-based industry - Nace Rev.1.1 (for_emp_lfs1)
 -  Historical Economic Accounts for Forestry (series end in 2005) (for_eafh)
 -  ZIP Economic accounts for forestry - values at current prices (for_eaf01)
 -  ZIP Economic accounts for forestry - values at n-1 prices (for_eaf02)
 -  ZIP Economic accounts for forestry - values at constant prices (for_eaf03)
 -  ZIP Economic accounts for forestry - indices: volume, price, values (for_eaf04)
-  Sustainable forest management (for_sfm)
 -  Assets (for_sfmas)
 -  ZIP Forest area (for_area)
 -  ZIP Wood volume (for_vol)
 -  Environmental aspects (for_sfmen)


























































-  ZIP Forest Fires (for_fire)
 -  ZIP Protective functions of forests (for_profnc)
-  Fisheries (fish)
 -  Total Fishery Production (Catch + Aquaculture) (fish_pr)
 -  ZIP Total Fishery Production - Total all Fishing Areas (fish_pr_00)
 -  Total Fishery Production - Atlantic ocean and adjacent seas (fish_pr_atl)
 -  ZIP Total Fishery Production - North-west Atlantic (fish_pr_atl21)
 -  ZIP Total Fishery Production - North-east Atlantic (fish_pr_atl27)
 -  ZIP Total Fishery Production - West-central Atlantic (fish_pr_atl31)
 -  ZIP Total Fishery Production - East-central Atlantic (fish_pr_atl34)
 -  ZIP Total Fishery Production - Mediterranean and Black Sea (fish_pr_atl37)
 -  ZIP Total Fishery Production - South-west Atlantic (fish_pr_atl41)
 -  ZIP Total Fishery Production - South-east Atlantic (fish_pr_atl47)
 -  Total Fishery Production - Pacific ocean (fish_pr_pac)
 -  ZIP Total Fishery Production - North-west Pacific (fish_pr_pac61)
 -  ZIP Total Fishery Production - North-east Pacific (fish_pr_pac67)
 -  ZIP Total Fishery Production - West-central Pacific (fish_pr_pac71)
 -  ZIP Total Fishery Production - East-central Pacific (fish_pr_pac77)
 -  ZIP Total Fishery Production - South-west Pacific (fish_pr_pac81)
 -  ZIP Total Fishery Production - South-east Pacific (fish_pr_pac87)
 -  Total Fishery Production - Antarctic (fish_pr_ant)
 -  ZIP Total Fishery Production - Antarctic - Total (fish_pr_ant90)
 -  ZIP Total Fishery Production - Antarctic - Atlantic (fish_pr_ant48)
 -  ZIP Total Fishery Production - Antarctic - Indian Ocean (fish_pr_ant58)
 -  ZIP Total Fishery Production - Antarctic - Pacific (fish_pr_ant88)
 -  Total Fishery Production - Indian ocean (fish_pr_ind)
 -  ZIP Total Fishery Production - West Indian Ocean (fish_pr_ind51)
 -  ZIP Total Fishery Production - East Indian Ocean (fish_pr_ind57)
 -  ZIP Total Fishery Production - Inland waters (fish_pr_inw09)
 -  Catches by fishing area (fish_ca)
 -  ZIP Catches - Total all fishing areas (fish_ca_00)
 -  ZIP Catches - Major fishing areas (fish_ca_main)
 -  Catches - Atlantic ocean and adjacent seas (fish_ca_atl)
 -  ZIP Catches - North-west Atlantic (fish_ca_atl21)
 -  ZIP Catches - North-east Atlantic: 1985 onwards (fish_ca_atl272)
 -  ZIP Catches - North-east Atlantic: 1950-1984 (fish_ca_atl271)
 -  ZIP Catches - West-central Atlantic (fish_ca_atl31)
 -  ZIP Catches - East-central Atlantic (fish_ca_atl34)
 -  ZIP Catches - Mediterranean and Black Sea (fish_ca_atl37)
 -  ZIP Catches - South-west Atlantic (fish_ca_atl41)
 -  ZIP Catches - South-east Atlantic (fish_ca_atl47)
 -  Catches - Pacific ocean (fish_ca_pac)
 -  ZIP Catches - North-west Pacific (fish_ca_pac61)
 -  ZIP Catches - North-east Pacific (fish_ca_pac67)
 -  ZIP Catches - West-central Pacific (fish_ca_pac71)
 -  ZIP Catches - East-central Pacific (fish_ca_pac77)
 -  ZIP Catches - South-west Pacific (fish_ca_pac81)
 -  ZIP Catches - South-east Pacific (fish_ca_pac87)
 -  Catches - Antarctic (fish_ca_ant)
 -  ZIP Catches - Antarctic - Total (fish_ca_ant90)

-  ZIP Catches - Antarctic - Atlantic (fish_ca_ant48)
-  ZIP Catches - Antarctic - Indian Ocean (fish_ca_ant58)
-  ZIP Catches - Antarctic - Pacific (fish_ca_ant88)
-  Catches - Indian ocean (fish_ca_ind)
-  ZIP Catches - West Indian Ocean (fish_ca_ind51)
-  ZIP Catches - East Indian Ocean (fish_ca_ind57)
-  ZIP Catches - Inland waters (fish_ca_inw09)
-  Aquaculture production by species (fish_aq)
 -  ZIP Production from aquaculture excluding hatcheries and nurseries (from 2008 onwards) (fish_aq2a)
 -  ZIP Production of fish eggs for human consumption from aquaculture (from 2008 onwards) (fish_aq2b)
 -  ZIP Input to capture-based aquaculture (from 2008 onwards) (fish_aq3)
 -  ZIP Production of hatcheries and nurseries at eggs stage in life cycle (from 2008 onwards) (fish_aq4a)
 -  ZIP Production of hatcheries and nurseries at juveniles stage in life cycle (from 2008 onwards) (fish_aq4b)
 -  ZIP Data on the structure of the aquaculture sector (from 2008 onwards) (fish_aq5)
-  Aquaculture production (until 2007) (fish_aq08)
 -  ZIP Aquaculture production in quantities (1984-2007) - tonnes live weight (fish_aq_q)
 -  ZIP Aquaculture production in values (1984-2007) - 1 000 euro (fish_aq_v)
 -  ZIP Aquaculture production in quantities (1950-1983) - tonnes live weight (fish_aq_qh)
-  Landings of fishery products (fish_ld)
 -  ZIP Landings of fishery products (fish_ld07)
 -  ZIP Landings of fishery products in Belgium (fish_ld_be)
 -  ZIP Landings of fishery products in Bulgaria (fish_ld_bg)
 -  ZIP Landings of fishery products in Denmark (fish_ld_dk)
 -  ZIP Landings of fishery products in Germany (fish_ld_de)
 -  ZIP Landings of fishery products in Estonia (fish_ld_ee)
 -  ZIP Landings of fishery products in Ireland (fish_ld_ie)
 -  ZIP Landings of fishery products in Greece (fish_ld_el)
 -  ZIP Landings of fishery products in Spain (fish_ld_es)
 -  ZIP Landings of fishery products in France (fish_ld_fr)
 -  ZIP Landings of fishery products in Iceland (fish_ld_is)
 -  ZIP Landings of fishery products in Italy (fish_ld_it)
 -  ZIP Landings of fishery products in Cyprus (fish_ld_cy)
 -  ZIP Landings of fishery products in Latvia (fish_ld_lv)
 -  ZIP Landings of fishery products in Lithuania (fish_ld_lt)
 -  ZIP Landings of fishery products in Malta (fish_ld_mt)
 -  ZIP Landings of fishery products in the Netherlands (fish_ld_nl)
 -  ZIP Landings of fishery products in Poland (fish_ld_pl)
 -  ZIP Landings of fishery products in Portugal (fish_ld_pt)
 -  ZIP Landings of fishery products in Romania (fish_ld_ro)
 -  ZIP Landings of fishery products in Slovenia (fish_ld_si)
 -  ZIP Landings of fishery products in Finland (fish_ld_fi)
 -  ZIP Landings of fishery products in Sweden (fish_ld_se)
 -  ZIP Landings of fishery products in the United Kingdom (fish_ld_uk)
 -  ZIP Landings of fishery products in Norway (fish_ld_no)
 -  ZIP Landings of fishery products in Croatia (fish_ld_hr)
-  ZIP Fishing fleet (fish_fleet)
-  Organic farming (org)
 -  ZIP Certified organic crop area by crops products (food_in_porg1)
 -  ZIP Certified organic crop production and yields from fully converted areas by crops products (food_in_porg2)








-  ZIP Certified organic livestock by type of species (food_in_porg3)
-  ZIP Number of certified registered organic operators by type of operators (food_act2)
-  ZIP Number of certified registered organic operators processing products issued from organic farming - NACE Rev. 2 (fro(...)) (food_act3)
-  ZIP Number of certified registered organic operators processing and importing products issued from organic farming - NA(...) (food_act3to07)
-  ZIP Certified production of organic animal products by type of products (food_pd_dmorg)
-  Agri-environmental indicators (aei)
 -  Farm Management (aei_fm)
 -  ZIP Manure storage facilities by NUTS 3 regions (aei_fm_ms)
 -  ZIP Consumption estimate of manufactured fertilizers (source: Fertilizers Europe) (aei_fm_manfert)
 -  ZIP Use of inorganic fertilizers (aei_fm_usefert)
 -  ZIP Pesticide sales (from 2009 onwards) - Reg. 1185/2009 (aei_fm_salpest09)
 -  ZIP Pesticide sales (1997-2008) (aei_fm_salpest)
 -  Agricultural Production Systems (aei_ps)
 -  ZIP Farm input consumption (source: FADN) (aei_ps_inp)
 -  Pressures and risks (aei_pr)
 -  ZIP Greenhouse gas emissions from agriculture (data source: EEA) (aei_pr_ghg)
 -  ZIP Gross Nutrient Balance (aei_pr_gnb)
-  International trade (external)
 -  International trade data (ext)
 -  International trade long-term indicators (ext_lti)
 -  International trade (ext_lti_int)
 -  ZIP Share of EU in the World Trade (ext_lt_introle)
 -  ZIP International trade of EU, the euro area and the Member States by SITC product group (ext_lt_intertrd)
 -  ZIP International trade of EFTA and candidate countries (ext_lt_intercc)
 -  ZIP EU trade since 1995 - quarterly data (ext_lt_euqtr)
 -  ZIP Extra-Euro area trade by partner and by SITC product group (ext_lt_mainez)
 -  EU trade by Member State, by partner and by product group (ext_lti_ext)
 -  ZIP Intra and Extra-EU trade by Member State and by product group (ext_lt_intratrd)
 -  ZIP Extra-EU trade by Member State, shares by invoicing currency (ext_lt_invcur)
 -  ZIP Extra-EU trade by partner (ext_lt_maineu)
 -  ZIP Extra-EU trade of food, drinks and tobacco (SITC 0+1) by partner (ext_lt_mainagri)
 -  ZIP Extra EU trade of raw materials (SITC 2+4), by partner (ext_lt_mainrawm)
 -  ZIP Extra-EU trade of mineral fuels, lubricants and related materials (SITC 3) by partner (ext_lt_mainmine)
 -  ZIP Extra-EU trade of chemicals and related products (SITC 5) by partner (ext_lt_mainchem)
 -  ZIP Extra-EU trade of other manufactured goods (SITC 6+8) by partner (ext_lt_mainmanu)
 -  ZIP Extra-EU trade of machinery and transport equipment (SITC 7) by partner (ext_lt_mainmach)
 -  International trade short-term indicators (ext_sti)
 -  ZIP EU28 trade by SITC product group (ext_st_eu28sitc)
 -  ZIP EU27 trade by SITC product group since 1999 (ext_st_eu27sitc)
 -  ZIP Euro area18 trade by SITC product group since 1999 (ext_st_ea18sitc)
 -  ZIP Euro area17 trade by SITC product group since 1999 (ext_st_ea17sitc)
 -  ZIP Euro area16 trade by SITC product group since 1999 (ext_st_ea16sitc)
 -  ZIP EU28 trade by BEC product group (ext_st_eu28bec)
 -  ZIP EU27 trade by BEC product group since 1999 (ext_st_eu27bec)
 -  ZIP Euro area18 trade by BEC product group since 1999 (ext_st_ea18bec)
 -  ZIP Euro area17 trade by BEC product group since 1999 (ext_st_ea17bec)

- ZIP Euro area16 trade by BEC product group since 1999 (ext_st_ea16bec)
- ZIP Member States (EU28) trade by BEC product group since 1999 (ext_st_28msbec)
- ZIP Member States (EU27) trade by BEC product group since 1999 (ext_st_27msbec)
- ZIP Macro series for the EFTA and the Candidate Countries (raw data and growth rates) (ext_st_eftacc)
- International trade detailed data (detail)
 - EU trade since 1988 by CN8 (DS-016890)
 - EU trade since 1995 by HS6 (DS-016893)
 - EU trade since 1988 by HS2-HS4 (DS-016894)
 - EU trade since 1988 by SITC (DS-018995)
 - EU trade since 1988 by BEC (DS-057555)
 - EXTRA EU trade since 1999 by mode of transport (NSTR) (DS-022469)
 - EXTRA EU trade since 2000 by mode of transport (HS6) (DS-043328)
 - EXTRA EU trade since 2000 by mode of transport (HS2-HS4) (DS-043327)
 - Adjusted EU-EXTRA imports by tariff regime, by CN8 (DS-041691)
 - Adjusted EU-EXTRA imports by tariff regime, by HS6 (DS-041718)
 - Adjusted EU-EXTRA imports by tariff regime, by HS2-HS4 (DS-041719)
 - EFTA trade since 1995 by SITC (DS-043227)
 - Traditional international trade database access (ComExt) (comext)
- Transport (transp)
 - Multimodal data (tran)
 - Transport safety (tran_sf)
 - Rail transport safety (tran_sf_rail)
 - ZIP Rail accidents by type of accident (ERA data) (tran_sf_railac)
 - ZIP Rail accidents victims by type of accident (ERA data) (tran_sf_railvi)
 - ZIP Rail accidents involving the transport of dangerous goods (ERA data) (tran_sf_raildg)
 - ZIP Suicides involving railways (ERA data) (tran_sf_railsu)
 - Road transport safety (tran_sf_road)
 - ZIP Persons killed in road accidents by sex (CARE data) (tran_sf_roadse)
 - ZIP Persons killed in road accidents by road user (CARE data) (tran_sf_roadus)
 - ZIP Persons killed in road accidents by age (CARE data) (tran_sf_roadag)
 - ZIP Persons killed in road accidents by type of road (CARE data) (tran_sf_roadro)
 - Regional transport statistics (tran_r)
 - ZIP Road, rail and navigable inland waterways networks by NUTS 2 regions (tran_r_net)
 - ZIP Stock of vehicles by category and NUTS 2 regions (tran_r_vehst)
 - ZIP Victims in road accidents by NUTS 2 regions (tran_r_acci)
 - ZIP Maritime transport of passengers by NUTS 2 regions (tran_r_mapa_nm)
 - ZIP Maritime transport of freight by NUTS 2 regions (tran_r_mago_nm)
 - ZIP Air transport of passengers by NUTS 2 regions (tran_r_avpa_nm)
 - ZIP Air transport of freight by NUTS 2 regions (tran_r_avgo_nm)
 - ZIP Railway transport - national and international railway goods transport by loading/unloading NUTS 2 region (tran_r_rago)
 - ZIP Railway transport - national and international railway passengers transport by loading/unloading NUTS 2 region (tran_r_rapa)
 - ZIP Maritime transport of passengers by NUTS 2 regions (questionnaire) (tran_r_mapa_om)
 - ZIP Maritime transport of freight by NUTS 2 regions (questionnaire) (tran_r_mago_om)
 - ZIP Air transport of passengers by NUTS 2 regions (questionnaire) (tran_r_avpa_om)
 - ZIP Air transport of freight by NUTS 2 regions (questionnaire) (tran_r_avgo_om)
 - ZIP Road transport of goods - Journeys made by vehicles by NUTS 2 regions (tran_r_veh_jour)
 - Transport, volume and modal split (tran_hv)
 - ZIP Volume of freight transport relative to GDP (tran_hv_frtra)




































-  ZIP Modal split of freight transport (tran_hv_frmod)
-  ZIP Volume of passenger transport relative to GDP (tran_hv_pstra)
-  ZIP Modal split of passenger transport (tran_hv_psmod)
-  Railway transport (rail)
 -  Railway transport infrastructure (rail_if)
 -  ZIP Railway transport - Length of tracks (rail_if_tracks)
 -  ZIP Railway transport - Length of lines, by number of tracks (rail_if_line_tr)
 -  ZIP Railway transport - Length of lines, by track gauge (rail_if_line_ga)
 -  ZIP Railway transport - Length of lines, by nature of transport (rail_if_line_na)
 -  ZIP Railway transport - Length of electrified lines, by type of current (rail_if_electri)
 -  ZIP Railway transport - Length of lines, by maximum speed (rail_if_line_sp)
 -  Railway transport equipment (rail_eq)
 -  ZIP Number of locomotives, by source of power (rail_eq_loco_n)
 -  ZIP Number of locomotives, by tractive power (rail_eq_loco_p)
 -  ZIP Number of railcars, by source of power (rail_eq_railc_n)
 -  ZIP Number of railcars, by tractive power (rail_eq_railc_p)
 -  ZIP Passenger railway vehicles, by type of vehicle (rail_eq_pa_nty)
 -  ZIP Passenger railway vehicles, by category of vehicle (rail_eq_pa_nca)
 -  ZIP Capacity of passenger railway vehicles, by type of vehicle (rail_eq_pa_cty)
 -  ZIP Capacity of passenger railway vehicles, by category of seats or berths (rail_eq_pa_csb)
 -  ZIP Railway transport - Number of vans (rail_eq_vans)
 -  ZIP Number of wagons, by status of enterprise (rail_eq_wagon_n)
 -  ZIP Load capacity of wagons, by status of enterprise (rail_eq_wagon_c)
 -  ZIP Trainset by speed (rail_eq_trset)
 -  Railway transport - enterprises, economic performances and employment (rail_ec)
 -  ZIP Railway enterprises - by type of enterprise (rail_ec_ent)
 -  ZIP Employment in principal railway enterprises, by type of activity (rail_ec_emplo_a)
 -  ZIP Employment in principal railway enterprises by sex (rail_ec_emplo_s)
 -  ZIP Nature of expenditure in principal railway enterprises, by type of expenditure (rail_ec_expend)
 -  Railway traffic (rail_tf)
 -  ZIP Train-movements, by type of vehicle and source of power (rail_tf_traveh)
 -  ZIP Passenger trains movements by speed (rail_tf_passmov)
 -  ZIP Tractive vehicle movements, by type of vehicle and source of power (rail_tf_vehimov)
 -  ZIP Hauled vehicle movements, by source of power (rail_tf_haulmov)
 -  ZIP Hauled vehicle-kilometres, by type of hauled vehicle (rail_tf_hautype)
 -  ZIP Hauled vehicles movements - seat kilometres offered - by speed (rail_tf_hauseat)
 -  ZIP Hauled vehicles movements - tkm offered (rail_tf_hautkmo)
 -  ZIP Train movements (rail_tf_trainmv)
 -  ZIP Traffic flow of trains on the rail network (number of trains, 2010 data) (rail_tf_netseg10)
 -  ZIP Traffic flow of trains on the rail network (number of trains, 2005 data) (rail_tf_netseg)
 -  Railway transport measurement - passengers (rail_pa)
 -  ZIP Railway transport - Total annual passenger transport (1 000 pass., million pkm) (rail_pa_total)
 -  ZIP Railway transport - Passenger transport by type of transport (detailed reporting only) (1 000 pass.) (rail_pa_typepas)
 -  ZIP Railway transport - Passenger transport by type of transport (detailed reporting only) (million pkm) (rail_pa_typepkm)
 -  ZIP Railway transport - Passengers transported, quarterly data (detailed reporting only) (1 000 pass., million pkm) (rail_pa_quartal)
 -  ZIP International railway passenger transport from the reporting country to the country of disembarkation (1 000 passengers) (rail_pa_intgong)











































-   International railway passenger transport from the country of embarkation to the reporting country (1 000 passengers) (rail_pa_intcmng)
-   Railway transport - national and international railway passengers transport by loading/unloading NUTS 2 region (tran_r_rapa)
-   Number of passengers by speed (rail_pa_speed)
-   Accompanied passenger car railway transport, by type of transport (passenger cars) (rail_pa_nbcar)
-   Accompanied passenger car railway transport, by type of transport (number of passengers) (rail_pa_nbpas)
-  Railway transport measurement - Goods (detailed data based on Directive 80/1177/EC or Regulation (EC) 91/2003) (rail_go)
 -   Railway transport - Goods transported, by type of transport (1 000 t, million tkm) (rail_go_typeall)
 -   Railway transport - Goods transported, by group of goods - from 2008 onwards based on NST 2007 (1 000 t, million tkm) (rail_go_grpgood)
 -   Railway transport - Goods transported, by group of goods - until 2007 based on NST/R (1 000 t, million tkm) (rail_go_grgood7)
 -   Railway transport - Goods transported, quarterly data (1 000 t, million tkm) (rail_go_quartal)
 -   International annual railway transport from the loading country to the reporting country (1 000 t, million tkm) (rail_go_intcmgn)
 -   International annual railway transport from the reporting country to the unloading country (1 000 t, million tkm) (rail_go_intgong)
 -   Railway transport - annual railway transit transport by group of goods (Directive 80/1177/EEC) (1 000 t, million tkm) (rail_go_trsorde)
 -   Annual railway transport of dangerous goods (1 000 t, million tkm) (rail_go_dnggood)
 -   Annual railway transport of goods by type of consignment (1 000 t, million tkm) (rail_go_consgmt)
 -   Annual railway transport of goods in intermodal transport units (1 000 t, million tkm) (rail_go_contwgt)
 -   Annual number of empty and loaded intermodal transport units carried on railways (number, TEU) (rail_go_contnabr)
 -   Railway transport - national and international railway goods transport by loading/unloading NUTS 2 region (tran_r_rago)
 -   Railway transport - International monthly railway transport from the loading country to the reporting country (Dire(...)) (rail_go_intld)
 -   Railway transport - International monthly railway transport by link from the reporting country to the unloading cou(...) (rail_go_intunld)
 -   Railway transport - National annual railway transport by distance class and group of goods (Directive 80/1177/EEC) (...) (rail_go_natdist)
 -   Railway transport - National monthly railway transport (Directive 80/1177/EEC) (1 000 t) (rail_go_natmnth)
 -   National annual railway transport by loading region and by group of goods (Directive 80/1177/EEC) (1 000 t) (rail_go_natlreg)
 -   National annual railway transport by unloading region and by group of goods (Directive 80/1177/EEC) (1 000 t) (rail_go_natureg)
 -   Annual railway transit transport by group of goods (1 000 t, million tkm) (rail_go_trsggds)
 -   Railway transport - annual railway transport of containers or road vehicles (Directive 80/1177/EEC) (number, 1 000 t) (rail_go_contold)
-  Railway transport - Accidents (rail_ac)
 -   Annual number of victims by type of accident (rail_ac_catvict)
 -   Annual number of accidents by type of accident (rail_ac_catnabr)
 -   Annual number of accidents involving the transport of dangerous goods (rail_ac_dnggood)
-  Road transport (road)


-  Road transport infrastructure (road_if)
 -  Length of motorways (road_if_motorwa)
 -  Length of other roads by category of roads (road_if_roads)
 -  Length of other roads by roads inside/outside built-up areas (road_if_barea)
 -  Length of e-roads (road_if_eroads)
-  Road transport equipment - Stock of vehicles (road_eqs)
 -  Mopeds (road_eqs_mopeds)
 -  Motorcycles, by power of vehicles (road_eqs_motorc)
 -  Passenger cars, by motor energy (road_eqs_carmot)
 -  Passenger cars, by age (road_eqs_carage)
 -  Passenger cars, by alternative motor energy and by power of vehicles (road_eqs_caralt)
 -  Passenger cars per 1 000 inhabitants (road_eqs_carhab)
 -  Passenger cars by unloaded weight (road_eqs_unlweig)
 -  Motor coaches, buses and trolley buses, by age (road_eqs_busage)
 -  Motor coaches, buses and trolley buses, by motor energy (road_eqs_busmot)
 -  Motor coaches, buses and trolley buses, by number of seats (road_eqs_busea)
 -  Motor coaches, buses and trolley buses, by alternative motor energy (road_eqs_busalt)
 -  Lorries and road tractors, by age (number) (road_eqs_lorrea)
 -  Trams (road_eqs_trams)
 -  Lorries, by load capacity (number) (road_eqs_lornum)
 -  Lorries, by type of motor energy and load capacity (road_eqs_lormot)
 -  Lorries, by type of alternative motor energy and load capacity (road_eqs_loralt)
 -  Lorries, road tractors, semi-trailers and trailers, by kind of transport (number) (road_eqs_lrstn)
 -  Load capacity of lorries, semi-trailers and trailers, by kind of transport (1 000 t) (road_eqs_lrstt)
 -  Lorries, by load capacity (1 000 t) (road_eqs_lorton)
 -  Special purpose road vehicles (road_eqs_spurp)
 -  Semi-trailers, by load capacity (number) (road_eqs_semitn)
 -  Road tractors by type of motor energy (road_eqs_roaene)
 -  Semi-trailers, by load capacity (1 000 t) (road_eqs_semitt)
 -  Trailers, by load capacity (number) (road_eqs_trailn)
 -  Trailers, by load capacity (1 000 t) (road_eqs_traitt)
 -  Stock of vehicles by category and NUTS 2 regions (tran_r_vehst)
-  Road transport equipment - New registration of vehicles (road_eqr)
 -  New registrations of motorcycles (road_eqr_motorc)
 -  New registrations of passenger cars by type of motor energy and engine size (road_eqr_carm)
 -  New registrations of motor coaches, buses and trolley buses by type of motor energy and engine size (road_eqr_bum)
 -  New registrations of passenger cars, motor coaches, buses and trolley buses, by type of vehicle and alternative mot(...) (road_eqr_carbua)
 -  New registrations of passenger cars by unloaded weight (road_eqr_unlweig)
 -  New registrations of motor coaches, buses and trolley buses, by seat capacity (road_eqr_busea)
 -  New registrations of lorries, by load capacity (number) (road_eqr_lorrin)
 -  New registrations of lorries, by motor energy and load capacity (+/- 1500kg) (number) (road_eqr_lormot)
 -  New registrations of lorries, by alternative motor energy and load capacity (+/- 1500 kg) (number) (road_eqr_loralt)
 -  New registrations of lorries, road tractors, semi-trailers and trailers, by kind of transport (number) (road_eqr_lrstn)
 -  New registrations of lorries, by load capacity (1 000 t) (road_eqr_lorrit)
 -  New registrations of lorries, semi-trailers and trailers, by kind of transport and load capacity (1 000 t) (road_eqr_lsttt)

-  ZIP New special purpose road vehicles (road_eqr_spurp)
-  ZIP New registrations of semi-trailers, by load capacity (number) (road_eqr_semitt)
-  ZIP New registrations of semi-trailers, by load capacity (1 000 t) (road_eqr_semitn)
-  ZIP New registrations of trailers, by load capacity (number) (road_eqr_traitl)
-  ZIP New registrations of trailers, by load capacity (1 000 t) (road_eqr_trailn)
-  ZIP New registrations of road tractors by motor energy (NBR) (road_eqr_tracm)
-  Road transport - Enterprises, economic performances and employment (road_ec)
 -  ZIP Goods road transport enterprises, by number of employees (road_ec_entemp)
 -  ZIP Goods road transport enterprises, by number of vehicles (road_ec_entveh)
 -  ZIP Employment in goods road transport enterprises, by sex (road_ec_empl_s)
 -  ZIP Employment in goods road transport enterprises (road_ec_empl)
 -  ZIP Investment and maintenance expenditure, by nature of expenditure (road_ec_invest)
-  Road traffic (road_tf)
 -  ZIP Motor vehicle movements on national territory, by vehicles registration (road_tf_vehmov)
 -  ZIP Road traffic by type of vehicle (million Vkm) (road_tf_veh)
 -  ZIP Road traffic on national territory by type of vehicle and type of road (million Vkm) (road_tf_road)
 -  ZIP Road traffic on national territory by type and age of vehicle (million Vkm) (road_tf_vehage)
-  Road transport measurement - passengers (road_pa)
 -  ZIP Passenger road transport on national territory, by type of vehicles registered in the reporting country (road_pa_mov)
-  Road freight transport measurement (road_go)
 -  Total road freight transport (road_go_tot)
 -  ZIP Summary of annual road freight transport by type of operation and type of transport (1 000 t, Mio Tkm, Mio Veh-km) (road_go_ta_tott)
 -  ZIP Summary of quarterly road freight transport by type of operation and type of transport (1 000 t, Mio Tkm, Mio Veh-km) (road_go_tq_tott)
 -  ZIP Annual road freight transport, by type of goods and type of transport (1 000 t, Mio Tkm), until 2007 (road_go_ta7tg)
 -  ZIP Annual road freight transport, by type of goods and type of transport (1 000 t, Mio Tkm), from 2008 onwards (road_go_ta_tg)
 -  ZIP Annual road freight transport by region of loading (1 000 t, Mio Tkm, 1 000 Jrnys) (road_go_ta_rl)
 -  ZIP Annual road freight transport by region of unloading (1 000 t, Mio Tkm, 1 000 Jrnys) (road_go_ta_ru)
 -  ZIP Annual road freight transport, by distance class (1 000 t, Mio Tkm, Mio Veh-km, 1 000 BTO) (road_go_ta_dc)
 -  ZIP Annual road freight transport by distance class with breakdown by type of goods (1 000 t, Mio Tkm, Mio Veh-km, 1 00(...)) (road_go_ta7dctg)
 -  ZIP Annual road freight transport by distance class with breakdown by type of goods (1 000 t, Mio Tkm, Mio Veh-km, 1 00(...)) (road_go_ta_dctg)
 -  ZIP Annual road freight transport by axle configuration (Mio tkm, Mio Veh-km, 1 000 Jrnys) (road_go_ta_axle)
 -  ZIP Annual road freight transport, by age of vehicle (Mio Tkm, Mio Veh-km, 1 000 Jrnys) (road_go_ta_agev)
 -  ZIP Annual road freight transport by maximum permissible laden weight of vehicle (Mio Tkm, Mio Veh-km, 1 000 Jrnys) (road_go_ta_mplw)
 -  ZIP Annual road freight transport, by load capacity of vehicle (Mio Tkm, Mio Veh-km, 1 000 Jrnys) (road_go_ta_lc)
 -  ZIP Annual road freight transport by NACE Rev. 2 - Mio tkm, Mio Veh-km, 1 000 Jrnys (road_go_ta_nace)
 -  ZIP Annual road freight transport vehicle movements, loaded and empty, by reporting country (Mio Veh-km, 1 000 Jrnys) (road_go_ta_vm)


-  Annual road freight transport vehicle transit movements, by transit country, by loaded/empty and by MPLW, total of (...) (road_go_ta_trat)
-  Quarterly road freight transport vehicle transit movements, by transit country, by loaded/empty and by MPLW, total (...) (road_go_tq_trat)
-  Annual road freight transport vehicle transit movements, by transit country, with breakdown by reporting country (1(...)) (road_go_ta_tra)
-  Annual road freight transport of dangerous goods, by type of dangerous goods and broken down by activity (Mio Tkm, (...)) (road_go_ta_dg)
-  Annual road freight transport by type of cargo and distance class (1 000 t, Mio tkm, Mio Veh-km, 1 000 BTO) (road_go_ta_tcrq)
-  National road freight transport (road_go_nat)
 -  National annual road transport by group of goods and type of transport (1 000 t, Mio Tkm), until 2007 (road_go_na7tgtt)
 -  National annual road transport by group of goods and type of transport (1 000 t, Mio Tkm), from 2008 onwards (road_go_na_tggt)
 -  National annual road freight transport by distance class, type of transport and group of goods (1 000 t), until 2007 (road_go_na7dctg)
 -  National annual road freight transport by distance class, type of transport and group of goods (1 000 t), from 2008(...) (road_go_na_dctg)
 -  National annual road freight transport by distance class and type of transport (Mio Tkm) (road_go_na_dctt)
 -  National annual road freight transport by regions of loading (NUTS 3) and by group of goods (1 000 t), until 2007 (road_go_na7rl3g)
 -  National annual road freight transport by regions of loading (NUTS 3) and by group of goods (1 000 t), from 2008 onwards (road_go_na_rl3g)
 -  National annual road freight transport by regions of unloading (NUTS 3) and by group of goods (1 000 t), until 2007 (road_go_na7ru3g)
 -  National annual road freight transport by regions of unloading (NUTS 3) and by group of goods (1 000 t), from 2008 (...) (road_go_na_ru3g)
-  International road freight transport (road_go_int)
 -  International annual road freight transport - goods unloaded in reporting country, by group of goods and type of tr(...) (road_go_ia7ugtt)
 -  International annual road freight transport - goods unloaded in reporting country, by group of goods and type of tr(...) (road_go_ia_ugtt)
 -  International annual road freight transport - goods unloaded in reporting country, by type of transport (Mio Tkm) (road_go_ia_utt)
 -  International annual road freight transport - goods loaded in reporting country, by group of goods and type of tran(...) (road_go_ia7lgtt)
 -  International annual road freight transport - goods loaded in reporting country, by group of goods and type of tran(...) (road_go_ia_lgtt)
 -  International annual road freight transport - goods loaded in reporting country, by type of transport (Mio Tkm) (road_go_ia_ltt)
 -  International quarterly road freight transport - goods unloaded in reporting country, by type of transport (1 000 t(...)) (road_go_iq_utt)
 -  International quarterly road freight transport - goods loaded in reporting country, by type of transport (1 000 t, (...)) (road_go_iq_ltt)
 -  International annual road freight transport by country of loading and unloading with breakdown by reporting country(...) (road_go_ia_rc)
 -  Annual cross-trade road freight transport by link, group of goods and type of transport (1 000 t), until 2007 (road_go_cta7ggt)


-  ZIP Annual cross-trade road freight transport by link, group of goods and type of transport (1 000 t), from 2008 onwards (road_go_cta_gtt)
 -  ZIP Quarterly cross-trade road freight transport by type of transport (1 000 t, Mio Tkm) (road_go_ctq_tt)
 -  Road cabotage transport (road_go_cab)
 -  ZIP Road cabotage transport by country in which cabotage takes place (1000t ; 1 000 tkm) - as from 1999 (Regulation (EC(...)) (road_go_ca_c)
 -  ZIP Road cabotage by reporting country and country in which cabotage takes place (1000t ; 1 000 tkm) - as from 1999 (Re(...)) (road_go_ca_hac)
 -  Archived road freight tables (road_go_arc)
 -  ZIP National annual road freight transport by regions of unloading and by group of goods (1 000 t), until 1998 (road_go_na_ru2g)
 -  ZIP National annual road freight transport by regions of loading and by group of goods (1 000 t), until 1998 (road_go_na_rl2g)
 -  ZIP Road freight cabotage by hauliers from each reporting country (1 000 tkm) - until 1998 (road_go_ca_d_ha)
 -  ZIP Road cabotage transport by country in which cabotage takes place (1 000 tkm) - until 1997 (road_go_ca_d_c)
 -  ZIP International annual road freight transport by country of loading and unloading and by group of goods, total of all(...) (road_go_ia_tctg)
 -  ZIP International annual road freight transport by country of loading and unloading with breakdown by reporting country(...) (road_go_ia_rctg)
 -  ZIP International annual road freight transport by country of loading and unloading, total of all reporting countries ((...)) (road_go_ia_tc)
-  Inland waterways transport (iww)
 -  Inland waterways transport infrastructure (iww_if)
 -  ZIP Navigable inland waterways by carrying capacity of vessels (iww_if_infrastr)
 -  Inland waterways transport equipment (iww_eq)
 -  ZIP Number of self-propelled vessels, of dumb and pushed vessels by load capacity (iww_eq_loadcap)
 -  ZIP Power of self-propelled vessels by load capacity (iww_eq_power_lo)
 -  ZIP Power of self-propelled vessels, tugs and pushers by date of construction (iww_eq_power_ag)
 -  ZIP Number of vessels by date of construction (iww_eq_age)
 -  ZIP Load capacity of self-propelled vessels and dumb and pushed vessels by date of construction (iww_eq_age_loa)
 -  Inland waterways transport - Enterprises, economic performances and employment (iww_ec)
 -  ZIP Number of inland waterway transport enterprises by number of vessels (iww_ec_ent_n)
 -  ZIP Carrying capacity of the inland waterways transport enterprises vessels by number of vessels in enterprises (iww_ec_ent_c)
 -  ZIP Employment in inland waterways transport enterprises by number of vessels in enterprises (iww_ec_employ)
 -  ZIP Inland waterways transport - Investment and maintenance expenditure in vessels and infrastructure (iww_ec_invest)
 -  ZIP Employment in inland waterways transport enterprises by sex (iww_ec_empsex)
 -  Inland waterways transport measurement - goods (iww_go)
 -  Inland waterways transport measurement - goods - annual data (iww_go_a)
 -  ZIP Transport by type of good (from 2007 onwards with NST2007) (iww_go_atygo)
 -  ZIP Transport by type of good (1982-2007 with NST/R) (iww_go_atygo07)
 -  ZIP Transport by type of good (country/regional flows from 2007 onwards) (iww_go_atygofl)
 -  ZIP Transport by type of good (country/regional flows 1982-2007) (iww_go_atygo07)
 -  ZIP Transport by type of vessel (iww_go_atyve)


-  ZIP Transport by nationality of vessel (iww_go_anave)
-  ZIP Transport by type of vessel (country/regional flows) (iww_go_atyvefl)
-  ZIP Transport by nationality of vessel (country/regional flows from 2007 onwards) (iww_go_anavefl)
-  ZIP Transport by nationality of vessel (country/regional flows 1982-2006) (iww_go_anavefl06)
-  ZIP Container transport by type of good (from 2007 onwards with NST2007) (iww_go_actygo)
-  ZIP Container transport by type of good (in 2007 with NST/R) (iww_go_actygo07)
-  ZIP Container transport by size of container (iww_go_acsize)
-  ZIP Container transport by type of good (country/regional flows from 2007 onwards) (iww_go_actygo7)
-  ZIP Container transport by type of good (country/regional flows in 2007) (iww_go_actygo7)
-  ZIP Transport of dangerous goods (iww_go_adago)
-  ZIP Vessel traffic (iww_tf_vetf)
-  Inland waterways transport measurement - goods - quarterly data (iww_go_q)
 -  ZIP Transport by nationality of vessel (iww_go_qnave)
 -  ZIP Container transport by nationality of vessel (iww_go_qcnave)
-  Inland waterways - accidents (iww_ac)
 -  ZIP Number of accidents (iww_ac_nbac)
-  Oil pipeline transport (pipe)
 -  Oil pipeline transport - Infrastructure (pipe_if)
 -  ZIP Length of pipelines operated (pipe_if_lenght)
 -  ZIP Carrying capacity of pipelines operated (pipe_if_capac)
 -  Oil pipeline transport - Enterprises, economic performances and employment (pipe_ec)
 -  ZIP Oil pipeline enterprises (pipe_ec_ent)
 -  ZIP Employment in oil pipeline enterprises (pipe_ec_employ)
 -  ZIP Investment and maintenance in oil pipeline infrastructure (pipe_ec_invest)
 -  Oil pipeline transport measurement - goods (pipe_go)
 -  ZIP Oil pipeline transport within the national territory by type of transport operations and products (1 000 t) (pipe_go_ton)
 -  ZIP Oil pipeline transport within the national territory by type of transport operations and products (Mio Tkm) (pipe_go_tonkms)
-  Maritime transport (mar)
 -  Maritime transport - main annual results (mar_m)
 -  ZIP Country level - Gross weight of goods handled in all ports (mar_mg_aa_cwh)
 -  ZIP Country level - Gross weight of goods handled in all ports, by direction (mar_mg_aa_cwhd)
 -  ZIP Country level - Gross weight of goods handled in main ports, by type of cargo (mar_mg_am_cwhc)
 -  ZIP Country level - Gross weight of goods transported to/from main ports (mar_mg_am_cwt)
 -  ZIP Country level - Gross weight of goods transported to/from main ports, by type of traffic (mar_mg_am_cwtt)
 -  ZIP Country level - Volume (in TEUs) of containers handled in main ports, by loading status (mar_mg_am_cvh)
 -  ZIP Top 20 ports - Gross weight of goods handled in each port, by direction (mar_mg_aa_pwhd)
 -  ZIP Top 20 ports - Gross weight of goods handled in each port, by type of cargo (main ports) (mar_mg_am_pwhc)
 -  ZIP Top 20 ports - Volume (in TEUs) of containers handled in each port, by loading status (mar_mg_am_pvh)
 -  ZIP Country level - Passengers embarked and disembarked in all ports (mar_mp_aa_cph)
 -  ZIP Country level - Passengers embarked and disembarked in all ports, by direction (mar_mp_aa_cphd)
 -  ZIP Country level - Passengers (excluding cruise passengers) transported to/from main ports (mar_mp_am_cft)
 -  ZIP Country level - Passengers (excluding cruise passengers) transported to/from main ports, by type of traffic (mar_mp_am_cfft)


-  Top 20 ports - Passengers embarked and disembarked in each port, by direction (mar_mp_aa_pphd)
 -  Country level - Number and Gross Tonnage of vessels in the main ports (based on inwards declarations), by type of vessel (mar_mt_am_csvi)
-  Maritime transport - short sea shipping - main annual results (mar_s)
 -  Short Sea Shipping - Country level - Gross weight of goods transported to/from main ports (mar_sg_am_cw)
 -  Short Sea Shipping - Country level - Gross weight of goods transported to/from main ports, by direction (mar_sg_am_cwd)
 -  Short Sea Shipping - Country level - Gross weight of goods transported to/from main ports, by sea region of partner(...) (mar_sg_am_cws)
 -  Short Sea Shipping - Country level - Gross weight of goods transported to/from main ports, by type of cargo (mar_sg_am_cwk)
 -  Short Sea Shipping - EU level - Gross weight of goods transported to/from main ports, by type of cargo for each sea(...) (mar_sg_am_ewx)
 -  Short Sea Shipping - Country level - Volume (in TEU's) of containers transported to/from main ports, by loading status (mar_sg_am_cv)
 -  Short Sea Shipping - Top 20 ports - Gross weight of goods transported to/from main ports (mar_sg_am_pw)
 -  Short Sea Shipping - Top 5 ports for liquid bulk - Gross weight of liquid bulk goods transported to/from main ports (mar_sg_am_pwl)
 -  Short Sea Shipping - Top 5 ports for dry bulk- Gross weight of dry bulk goods transported to/from main ports (mar_sg_am_pwb)
 -  Short Sea Shipping - Top 5 ports for containers - Gross weight of goods in containers transported to/from main ports (mar_sg_am_pwc)
 -  Short Sea Shipping - Top 5 ports for Ro-ro units - Gross weight of goods in Ro-ro units transported to/from main ports (mar_sg_am_pwr)
 -  Maritime transport - passengers (mar_pa)
 -  Maritime transport - Passengers - Annual data - All ports - by direction (mar_pa_aa)
 -  Maritime transport - Passengers - Quarterly data - Main ports - by direction and type of traffic (national and inte(...)) (mar_pa_qm)
 -  Maritime transport - Passengers - Quarterly data - Main ports - One detailed table per each reporting country - by (...) (mar_pa_qm_detl)
 -  Maritime transport - Passengers - Quarterly data - Main ports - Detailed data for Belgium (mar_pa_qm_be)
 -  Maritime transport - Passengers - Quarterly data - Main ports - Detailed data for Denmark (mar_pa_qm_dk)
 -  Maritime transport - Passengers - Quarterly data - Main ports - Detailed data for Germany (mar_pa_qm_de)
 -  Maritime transport - Passengers - Quarterly data - Main ports - Detailed data for Estonia (mar_pa_qm_ee)
 -  Maritime transport - Passengers - Quarterly data - Main ports - Detailed data for Ireland (mar_pa_qm_ie)
 -  Maritime transport - Passengers - Quarterly data - Main ports - Detailed data for Greece (mar_pa_qm_el)
 -  Maritime transport - Passengers - Quarterly data - Main ports - Detailed data for Spain (mar_pa_qm_es)
 -  Maritime transport - Passengers - Quarterly data - Main ports - Detailed data for France (mar_pa_qm_fr)
 -  Maritime transport - Passengers - Quarterly data - Main ports - Detailed data for Italy (mar_pa_qm_it)


-  Maritime transport - Passengers - Quarterly data - Main ports - Detailed data for Latvia (mar_pa_qm_lv)
-  Maritime transport - Passengers - Quarterly data - Main ports - Detailed data for Lithuania (mar_pa_qm_lt)
-  Maritime transport - Passengers - Quarterly data - Main ports - Detailed data for Malta (mar_pa_qm_mt)
-  Maritime transport - Passengers - Quarterly data - Main ports - Detailed data for Netherlands (mar_pa_qm_nl)
-  Maritime transport - Passengers - Quarterly data - Main ports - Detailed data for Poland (mar_pa_qm_pl)
-  Maritime transport - Passengers - Quarterly data - Main ports - Detailed data for Portugal (mar_pa_qm_pt)
-  Maritime transport - Passengers - Quarterly data - Main ports - Detailed data for Finland (mar_pa_qm_fi)
-  Maritime transport - Passengers - Quarterly data - Main ports - Detailed data for Sweden (mar_pa_qm_se)
-  Maritime transport - Passengers - Quarterly data - Main ports - Detailed data for United Kingdom (mar_pa_qm_uk)
-  Maritime transport - Passengers - Quarterly data - Main ports - Detailed data for Croatia (mar_pa_qm_hr)
-  Maritime transport - Passengers - Quarterly data - Main ports - Detailed data for Norway (mar_pa_qm_no)
-  Maritime transport - Passengers - Quarterly data - Main ports - Detailed data for Turkey (mar_pa_qm_tr)
-  Maritime transport - goods (mar_go)
 -  Maritime transport - Goods (gross weight) - Annual data - All ports - by direction (mar_go_aa)
 -  Maritime transport - Goods (gross weight) - Quarterly data - Main ports - by direction and type of traffic (nationa(...)) (mar_go_qm)
 -  Maritime transport - Goods (gross weight) - Annual data - Main ports - One detailed table per each reporting countr(...) (mar_go_am_detl)
 -  Maritime transport - Goods - Annual data - Main ports - Detailed data for Belgium (mar_go_am_be)
 -  Maritime transport - Goods - Annual data - Main ports - Detailed data for Bulgaria (mar_go_am_bg)
 -  Maritime transport - Goods - Annual data - Main ports - Detailed data for Denmark (mar_go_am_dk)
 -  Maritime transport - Goods - Annual data - Main ports - Detailed data for Germany - year 2006 onwards (mar_go_am_de)
 -  Maritime transport - Goods - Annual data - Main ports - Detailed data for Germany - years 1997-2005 (mar_go_am_de05)
 -  Maritime transport - Goods - Annual data - Main ports - Detailed data for Estonia (mar_go_am_ee)
 -  Maritime transport - Goods - Annual data - Main ports - Detailed data for Ireland (mar_go_am_ie)
 -  Maritime transport - Goods - Annual data - Main ports - Detailed data for Greece (mar_go_am_el)
 -  Maritime transport - Goods - Annual data - Main ports - Detailed data for Spain - year 2006 onwards (mar_go_am_es)
 -  Maritime transport - Goods - Annual data - Main ports - Detailed data for Spain - years 1997-2005 (mar_go_am_es05)
 -  Maritime transport - Goods - Annual data - Main ports - Detailed data for France - year 2006 onwards (mar_go_am_fr)


 [ZIP](#) Maritime transport - Goods - Annual data - Main ports - Detailed data for France - years 1998-2005 (mar_go_am_fr05)


 [ZIP](#) Maritime transport - Goods - Annual data - Main ports - Detailed data for Italy - year 2009 onwards (mar_go_am_it)


 [ZIP](#) Maritime transport - Goods - Annual data - Main ports - Detailed data for Italy - years 2003-2008 (mar_go_am_it08)


 [ZIP](#) Maritime transport - Goods - Annual data - Main ports - Detailed data for Italy - years 1997-2002 (mar_go_am_it02)


 [ZIP](#) Maritime transport - Goods - Annual data - Main ports - Detailed data for Cyprus (mar_go_am_cy)


 [ZIP](#) Maritime transport - Goods - Annual data - Main ports - Detailed data for Latvia (mar_go_am_lv)


 [ZIP](#) Maritime transport - Goods - Annual data - Main ports - Detailed data for Lithuania (mar_go_am_lt)


 [ZIP](#) Maritime transport - Goods - Annual data - Main ports - Detailed data for Malta (mar_go_am_mt)


 [ZIP](#) Maritime transport - Goods - Annual data - Main ports - Detailed data for Netherlands (mar_go_am_nl)


 [ZIP](#) Maritime transport - Goods - Annual data - Main ports - Detailed data for Poland (mar_go_am_pl)


 [ZIP](#) Maritime transport - Goods - Annual data - Main ports - Detailed data for Portugal (mar_go_am_pt)


 [ZIP](#) Maritime transport - Goods - Annual data - Main ports - Detailed data for Romania (mar_go_am_ro)


 [ZIP](#) Maritime transport - Goods - Annual data - Main ports - Detailed data for Slovenia (mar_go_am_si)


 [ZIP](#) Maritime transport - Goods - Annual data - Main ports - Detailed data for Finland (mar_go_am_fi)


 [ZIP](#) Maritime transport - Goods - Annual data - Main ports - Detailed data for Sweden (mar_go_am_se)


 [ZIP](#) Maritime transport - Goods - Annual data - Main ports - Detailed data for United Kingdom - year 2006 onwards (mar_go_am_uk)


 [ZIP](#) Maritime transport - Goods - Annual data - Main ports - Detailed data for United Kingdom - years 2000-2005 (mar_go_am_uk05)


 [ZIP](#) Maritime transport - Goods - Annual data - Main ports - Detailed data for Croatia (mar_go_am_hr)


 [ZIP](#) Maritime transport - Goods - Annual data - Main ports - Detailed data for Norway (mar_go_am_no)


 [ZIP](#) Maritime transport - Goods - Annual data - Main ports - Detailed data for Turkey (mar_go_am_tr)


 Maritime transport - Goods (gross weight) - Quarterly data - Main ports - One detailed table per each reporting cou(...) (mar_go_qm_detl)


 [ZIP](#) Maritime transport - Goods - Quarterly data - Main ports - Detailed data for Belgium (mar_go_qm_be)


 [ZIP](#) Maritime transport - Goods - Quarterly data - Main ports - Detailed data for Bulgaria (mar_go_qm_bg)


 [ZIP](#) Maritime transport - Goods - Quarterly data - Main ports - Detailed data for Denmark (mar_go_qm_dk)


























 [ZIP](#) Maritime transport - Goods - Quarterly data - Main ports - Detailed data for Germany (mar_go_qm_de)









































 [ZIP](#) Maritime transport - Goods - Quarterly data - Main ports - Detailed data for Estonia (mar_go_qm_ee)


 [ZIP](#) Maritime transport - Goods - Quarterly data - Main ports - Detailed data for Ireland (mar_go_qm_ie)


 [ZIP](#) Maritime transport - Goods - Quarterly data - Main ports - Detailed data for Greece (mar_go_qm_el)


 [ZIP](#) Maritime transport - Goods - Quarterly data - Main ports - Detailed data for Spain - year 2006 onwards (mar_go_qm_es)


-  Maritime transport - Goods - Quarterly data - Main ports - Detailed data for Spain - years 2000-2005 (mar_go_qm_es05)
-  Maritime transport - Goods - Quarterly data - Main ports - Detailed data for France - year 2006 onwards (mar_go_qm_fr)
-  Maritime transport - Goods - Quarterly data - Main ports - Detailed data for France - years 1998-2005 (mar_go_qm_fr05)
-  Maritime transport - Goods - Quarterly data - Main ports - Detailed data for Italy - year 2006 onwards (mar_go_qm_it)
-  Maritime transport - Goods - Quarterly data - Main ports - Detailed data for Italy - years 1997-2005 (mar_go_qm_it05)
-  Maritime transport - Goods - Quarterly data - Main ports - Detailed data for Cyprus (mar_go_qm_cy)
-  Maritime transport - Goods - Quarterly data - Main ports - Detailed data for Latvia (mar_go_qm_lv)
-  Maritime transport - Goods - Quarterly data - Main ports - Detailed data for Lithuania (mar_go_qm_lt)
-  Maritime transport - Goods - Quarterly data - Main ports - Detailed data for Malta (mar_go_qm_mt)
-  Maritime transport - Goods - Quarterly data - Main ports - Detailed data for Netherlands (mar_go_qm_nl)
-  Maritime transport - Goods - Quarterly data - Main ports - Detailed data for Poland (mar_go_qm_pl)
-  Maritime transport - Goods - Quarterly data - Main ports - Detailed data for Portugal (mar_go_qm_pt)
-  Maritime transport - Goods - Quarterly data - Main ports - Detailed data for Romania (mar_go_qm_ro)
-  Maritime transport - Goods - Quarterly data - Main ports - Detailed data for Slovenia (mar_go_qm_si)
-  Maritime transport - Goods - Quarterly data - Main ports - Detailed data for Finland (mar_go_qm_fi)
-  Maritime transport - Goods - Quarterly data - Main ports - Detailed data for Sweden (mar_go_qm_se)
-  Maritime transport - Goods - Quarterly data - Main ports - Detailed data for United Kingdom - year 2006 onwards (mar_go_qm_uk)
-  Maritime transport - Goods - Quarterly data - Main ports - Detailed data for United Kingdom - years 2000-2005 (mar_go_qm_uk05)
-  Maritime transport - Goods - Quarterly data - Main ports - Detailed data for Croatia (mar_go_qm_hr)
-  Maritime transport - Goods - Quarterly data - Main ports - Detailed data for Norway (mar_go_qm_no)
-  Maritime transport - Goods - Quarterly data - Main ports - Detailed data for Turkey (mar_go_qm_tr)
-  Maritime transport - Goods (volume) - Quarterly data - Main ports - Cargo: containers only (TEU) - by direction, pa(...) (mar_go_qm_cont)
 -  Maritime transport - Goods - Quarterly data - Main ports - Containers only - years 2013-2014 (mar_go_qm_c2014)
 -  Maritime transport - Goods - Quarterly data - Main ports - Containers only - years 2011-2012 (mar_go_qm_c2012)
 -  Maritime transport - Goods - Quarterly data - Main ports - Containers only - years 2009-2010 (mar_go_qm_c2010)


-  Maritime transport - Goods - Quarterly data - Main ports - Containers only - years 2007-2008 (mar_go_qm_c2008)
 -  Maritime transport - Goods - Quarterly data - Main ports - Containers only - years 2005-2006 (mar_go_qm_c2006)
 -  Maritime transport - Goods - Quarterly data - Main ports - Containers only - years 2003-2004 (mar_go_qm_c2004)
 -  Maritime transport - Goods - Quarterly data - Main ports - Containers only - years 2000-2001-2002 (mar_go_qm_c2002)
 -  Maritime transport - Goods - Quarterly data - Main ports - Containers only - years 1997-1998-1999 (mar_go_qm_c1999)
-  Maritime transport - vessel traffic (mar_tf)
 -  Maritime transport - Vessel traffic - Quarterly data - Main ports - Number and gross tonnage of vessels - by type a(...) (mar_tf_qm)
 -  Maritime transport - Vessel traffic - Quarterly data - Main ports - Number and gross tonnage of vessels - by type a(...) (mar_tf_qm05)
 -  Maritime transport - regional statistics (mar_rg)
 -  Maritime transport of passengers by NUTS 2 regions (tran_r_mapa_nm)
 -  Maritime transport of freight by NUTS 2 regions (tran_r_mago_nm)
-  Air transport (avia)
 -  Air transport infrastructure (avia_if)
 -  Number of airports (with more than 15,000 passenger movements per year) (avia_if_arp)
 -  Airport infrastructures by type (avia_if_typ)
 -  Airport connections to other modes of transport (avia_if_arp_co)
 -  Air transport equipment (avia_eq)
 -  Commercial aircraft fleet by type of aircraft (avia_eq_arc_typ)
 -  Commercial aircraft fleet by age of aircraft (avia_eq_arc_age)
 -  Air transport - Enterprises, economic performances and employment (avia_ec)
 -  Number of aviation and airport enterprises (avia_ec_enterp)
 -  Employment in aviation and airport enterprises by sex (avia_ec_emp_ent)
 -  Employment in main airports by sex (avia_ec_emp_arp)
 -  Air transport - Accidents (avia_ac)
 -  Number of injury accidents (avia_ac_number)
 -  Number of fatalities in injury accidents (avia_ac_fatal)
 -  Air transport measurement - passengers (avia_pa)
 -  Overview of the air passenger transport by country and airports (avia_pao)
 -  Air passenger transport by reporting country (avia_paoc)
 -  Air passenger transport by main airports in each reporting country (avia_paoa)
 -  Air passenger transport between reporting countries (avia_paocc)
 -  Air passenger transport between main airports in each reporting country and partner reporting countries (avia_paoac)
 -  National air passenger transport by country and airports (avia_pan)
 -  National air passenger transport by reporting country (avia_panc)
 -  National air passenger transport by main airports in each reporting country (avia_pana)
 -  International intra-EU air passenger transport by country and airports (avia_pai)
 -  International intra-EU air passenger transport by reporting country and EU partner country (avia_paincc)
 -  International intra-EU air passenger transport by main airports in each reporting country and EU partner country (avia_painac)
 -  International extra-EU air passenger transport by country and airports (avia_pae)
 -  International extra-EU air passenger transport by reporting country and partner world regions and countries (avia_paexcc)


 **ZIP** International extra-EU air passenger transport by main airports in each reporting country and partner world regions(...) (avia_paexac)


 Detailed air passenger transport by reporting country and routes (avia_par)


 **ZIP** Air passenger transport between the main airports of Belgium and their main partner airports (routes data) (avia_par_be)


 **ZIP** Air passenger transport between the main airports of Denmark and their main partner airports (routes data) (avia_par_dk)


 **ZIP** Air passenger transport between the main airports of Germany and their main partner airports (routes data) (avia_par_de)


 **ZIP** Air passenger transport between the main airports of Estonia and their main partner airports (routes data) (avia_par_ee)


 **ZIP** Air passenger transport between the main airports of Greece and their main partner airports (routes data) (avia_par_el)


 **ZIP** Air passenger transport between the main airports of Spain and their main partner airports (routes data) (avia_par_es)


 **ZIP** Air passenger transport between the main airports of France and their main partner airports (routes data) (avia_par_fr)


 **ZIP** Air passenger transport between the main airports of Ireland and their main partner airports (routes data) (avia_par_ie)


 **ZIP** Air passenger transport between the main airports of Italia and their main partner airports (routes data) (avia_par_it)


 **ZIP** Air passenger transport between the main airports of Cyprus and their main partner airports (routes data) (avia_par_cy)


 **ZIP** Air passenger transport between the main airports of Latvia and their main partner airports (routes data) (avia_par_lv)


 **ZIP** Air passenger transport between the main airports of Lithuania and their main partner airports (routes data) (avia_par_lt)


 **ZIP** Air passenger transport between the main airports of Luxembourg and their main partner airports (routes data) (avia_par_lu)


 **ZIP** Air passenger transport between the main airports of Hungaria and their main partner airports (routes data) (avia_par_hu)


 **ZIP** Air passenger transport between the main airports of Malta and their main partner airports (routes data) (avia_par_mt)


 **ZIP** Air passenger transport between the main airports of the Netherlands and their main partner airports (routes data) (avia_par_nl)


 **ZIP** Air passenger transport between the main airports of Austria and their main partner airports (routes data) (avia_par_at)


 **ZIP** Air passenger transport between the main airports of Poland and their main partner airports (routes data) (avia_par_pl)


 **ZIP** Air passenger transport between the main airports of Portugal and their main partner airports (routes data) (avia_par_pt)
















 **ZIP** Air passenger transport between the main airports of Slovenia and their main partner airports (routes data) (avia_par_si)
























 **ZIP** Air passenger transport between the main airports of Finland and their main partner airports (routes data) (avia_par_fi)

 **ZIP** Air passenger transport between the main airports of Sweden and their main partner airports (routes data) (avia_par_se)




 **ZIP** Air passenger transport between the main airports of the United Kingdom and their main partner airports (routes data) (avia_par_uk)

 **ZIP** Air passenger transport between the main airports of Iceland and their main partner airports (routes data) (avia_par_is)







-  ZIP Air passenger transport between the main airports of Norway and their main partner airports (routes data) (avia_par_no)
-  ZIP Air passenger transport between the main airports of Switzerland and their main partner airports (routes data) (avia_par_ch)
-  ZIP Air passenger transport between the main airports of Bulgaria and their main partner airports (routes data) (avia_par_bg)
-  ZIP Air passenger transport between the main airports of Romania and their main partner airports (routes Data) (avia_par_ro)
-  ZIP Air passenger transport between the main airports of Croatia and their main partner airports (routes data) (avia_par_hr)
-  ZIP Air passenger transport between the main airports of Czech Republic and their main partner airports (routes data) (avia_par_cz)
-  ZIP Air passenger transport between the main airports of Slovakia and their main partner airports (routes data) (avia_par_sk)
-  Air transport measurement - freight and mail (avia_go)
 -  Overview of the freight and mail air transport by country and airports (avia_goo)
 -  ZIP Freight and mail air transport by reporting country (avia_gooc)
 -  ZIP Freight and mail air transport by main airports in each reporting country (avia_gooa)
 -  ZIP Freight and mail air transport between reporting countries (avia_goocc)
 -  ZIP Freight and mail air transport between main airports in each reporting country and partner reporting countries (avia_gooac)
 -  National freight and mail air transport by country and airports (avia_gon)
 -  ZIP National freight and mail air transport by reporting country (avia_gonc)
 -  ZIP National freight and mail air transport by main airports in each reporting country (avia_gona)
 -  International intra-EU freight and mail air transport by country and airports (avia_goi)
 -  ZIP International intra-EU freight and mail air transport by reporting country and EU partner country (avia_goincc)
 -  ZIP International intra-EU freight and mail air transport by main airports in each reporting country and EU partner country (avia_goinac)
 -  International extra-EU freight and mail air transport by country and airports (avia_goe)
 -  ZIP International extra-EU freight and mail air transport by reporting country and partner world regions and countries (avia_goexcc)
 -  ZIP International extra-EU freight and mail air transport by main airports in each reporting country and partner world (...) (avia_goexac)
 -  Detailed freight and mail air transport by reporting country and routes (avia_gor)
 -  ZIP Freight and mail air transport between the main airports of Belgium and their main partner airports (routes data) (avia_gor_be)
 -  ZIP Freight and mail air transport between the main airports of Denmark and their main partner airports (routes data) (avia_gor_dk)
 -  ZIP Freight and mail air transport between the main airports of Germany and their main partner airports (routes data) (avia_gor_de)
 -  ZIP Freight and mail air transport between the main airports of Estonia and their main partner airports (routes data) (avia_gor_ee)
 -  ZIP Freight and mail air transport between the main airports of Greece and their main partner airports (routes data) (avia_gor_el)
 -  ZIP Freight and mail air transport between the main airports of Spain and their main partner airports (routes data) (avia_gor_es)
 -  ZIP Freight and mail air transport between the main airports of France and their main partner airports (routes data) (avia_gor_fr)
 -  ZIP Freight and mail air transport between the main airports of Ireland and their main partner airports (routes data) (avia_gor_ie)

















































-  ZIP Freight and mail air transport between the main airports of Italia and their main partner airports (routes data) (avia_gor_it)
-  ZIP Freight and mail air transport between the main airports of Cyprus and their main partner airports (routes data) (avia_gor_cy)
-  ZIP Freight and mail air transport between the main airports of Latvia and their main partner airports (routes data) (avia_gor_lv)
-  ZIP Freight and mail air transport between the main airports of Lithuania and their main partner airports (routes data) (avia_gor_lt)
-  ZIP Freight and mail air transport between the main airports of Luxembourg and their main partner airports (routes data) (avia_gor_lu)
-  ZIP Freight and mail air transport between the main airports of Hungary and their main partner airports (routes data) (avia_gor_hu)
-  ZIP Freight and mail air transport between the main airports of Malta and their main partner airports (routes data) (avia_gor_mt)
-  ZIP Freight and mail air transport between the main airports of the Netherlands and their main partner airports (routes(...)) (avia_gor_nl)
-  ZIP Freight and mail air transport between the main airports of Austria and their main partner airports (routes data) (avia_gor_at)
-  ZIP Freight and mail air transport between the main airports of Poland and their main partner airports (routes data) (avia_gor_pl)
-  ZIP Freight and mail air transport between the main airports of Portugal and their main partner airports (routes data) (avia_gor_pt)
-  ZIP Freight and mail air transport between the main airports of Slovenia and their main partner airports (routes data) (avia_gor_si)
-  ZIP Freight and mail air transport between the main airports of Finland and their main partner airports (routes data) (avia_gor_fi)
-  ZIP Freight and mail air transport between the main airports of Sweden and their main partner airports (routes data) (avia_gor_se)
-  ZIP Freight and mail air transport between the main airports of the United Kingdom and their main partner airports (rou(...)) (avia_gor_uk)
-  ZIP Freight and mail air transport between the main airports of Iceland and their main partner airports (routes data) (avia_gor_is)
-  ZIP Freight and mail air transport between the main airports of Norway and their main partner airports (routes data) (avia_gor_no)
-  ZIP Freight and mail air transport between the main airports of Switzerland and their main partner airports (routes data) (avia_gor_ch)
-  ZIP Freight and mail air transport between the main airports of Bulgaria and their main partner airports (routes data) (avia_gor_bg)
-  ZIP Freight and mail air transport between the main airports of Romania and their main partner airports (routes data) (avia_gor_ro)
-  ZIP Freight and mail air transport between the main airports of Croatia and their main partner airports (routes data) (avia_gor_hr)
-  ZIP Freight and mail air transport between the main airports of Czech Republic and their main partner airports (routes data) (avia_gor_cz)
-  ZIP Freight and mail air transport between the main airports of Slovakia and their main partner airports (routes data) (avia_gor_sk)
































 Air transport measurement - traffic data by airports, aircrafts and airlines (avia_tf)














































-  ZIP Aircraft traffic data by reporting country (avia_tf_acc)
-  ZIP Aircraft traffic data by main airport (avia_tf_aca)
-  ZIP Airline traffic data by main airport (avia_tf_ala)

- ZIP Airport traffic data by reporting airport and airlines (avia_tf_apal)
 - Air transport - regional statistics (avia_rg)
 - ZIP Air transport of passengers by NUTS 2 regions (tran_r_avpa_nm)
 - ZIP Air transport of freight by NUTS 2 regions (tran_r_avgo_nm)
- Environment and energy (envir)
 - Environment (env)
 - Emissions of greenhouse gases and air pollutants (env_air)
 - Air emissions accounts (env_air_aa)
 - ZIP Air emissions accounts by industry and households (NACE Rev. 2) (env_ac_ainah_r2)
 - ZIP Air emissions accounts by industry and households (NACE Rev. 1.1) (env_ac_ainah_r1)
 - ZIP Air emissions accounts totals in NACE Rev. 2 bridging to emission inventory totals (env_ac_aibrid_r2)
 - ZIP Air emissions accounts totals in NACE Rev. 1.1 bridging to emission inventory totals (env_ac_aibrid_r1)
 - ZIP Emissions of greenhouse gases and air pollutants induced by final use of CPA02 products (input-output analysis) (env_ac_io)
 - ZIP Emissions of greenhouse gases and air pollutants induced by final use of CPA08 products (input-output analysis) (env_ac_io2)
 - Air emission inventories (source: EEA) (env_air_ai)
 - ZIP Air pollution (source: EEA) (env_air_emis)
 - ZIP Greenhouse Gas Emissions (source: EEA) (env_air_gge)
 - Material flows and resource productivity (env_mrp)
 - ZIP Material flow accounts (env_ac_mfa)
 - ZIP Material flow accounts in raw material equivalents - modelling estimates (env_ac_rme)
 - ZIP Resource productivity (env_ac_rp)
 - Environmental taxes (env_eta)
 - ZIP Environmental tax revenues (env_ac_tax)
 - ZIP Environmental taxes by economic activity (NACE Rev. 2) (env_ac_taxind2)
 - ZIP Environmental taxes by economic activity (NACE Rev. 1.1) (env_ac_taxind)
 - Environmental protection expenditure (env_epe)
 - ZIP Environmental protection expenditure in Europe - EUR per capita and % of GDP (env_ac_exp2)
 - ZIP Environmental protection expenditure in Europe - % pollution prevention, % of gross fixed capital formation, % of output (env_ac_exp3)
 - ZIP Environmental protection expenditure in Europe - detailed data (NACE Rev. 2) (env_ac_exp1r2)
 - ZIP Environmental protection expenditure in Europe - detailed data (NACE Rev. 1.1) (env_ac_exp1)
 - ZIP Environmental protection expenditure by environmental domains (NACE Rev. 2, B-E) (sbs_env_dom_r2)
 - ZIP Environmental protection expenditure by environmental domains (NACE Rev. 1.1, C-E, from 2001 onwards) (sbs_env_2b_02)
 - ZIP Environmental protection expenditure of general government by COFOG groups and economic transactions (env_ac_cofog)
 - Environmental goods and services sector (env_egs)
 - ZIP Employment in the environmental goods and services sector (env_ac_egss1)
 - ZIP Production, value added and exports in the environmental goods and services sector (env_ac_egss2)
 - ZIP Production, value added and employment by industry groups in the environmental goods and services sector (env_ac_egss3)
 - Waste (env_was)
 - Waste generation and treatment (env_wasgt)
 - ZIP Generation of waste (env_wasgen)

































-  ZIP Treatment of waste (env_wastrt)
-  ZIP Number and capacity of recovery and disposal facilities by NUTS 2 regions (env_wasfac)
-  Waste streams (env_wasst)
 -  ZIP Packaging waste (env_waspac)
 -  ZIP Waste Electrical and Electronic Equipment (WEEE) (env_waselee)
 -  ZIP Sales and collection of portable batteries and accumulators (env_waspb)
 -  ZIP End-of-life vehicles: Detailed data (env_waselv)
 -  ZIP End-of-life vehicles: Reuse, recycling and recovery, Totals (env_waselvt)
 -  ZIP Municipal waste (env_wasmun)
 -  ZIP Waste excluding major mineral wastes (env_wasnmin)
 -  ZIP Municipal waste by NUTS 2 regions - pilot project (env_rwas_gen)
 -  ZIP Coverage rate of municipal waste collection by NUTS 2 regions - pilot project (env_rwas_cov)
-  Water (env_wat)
 -  Water statistics on national level (env_nwat)
 -  ZIP Renewable freshwater resources (env_wat_res)
 -  ZIP Annual freshwater abstraction by source and sector (env_wat_abs)
 -  ZIP Water made available for use (env_wat_use)
 -  ZIP Population connected to public water supply (env_wat_pop)
 -  ZIP Water use by supply category and economical sector (env_wat_cat)
 -  ZIP Water use in the manufacturing industry by activity and supply category (env_wat_ind)
 -  ZIP Water use balance (env_wat_bal)
 -  ZIP Population connected to wastewater treatment plants (env_ww_con)
 -  ZIP Treatment capacity of wastewater treatment plants, in terms of BOD5 (env_ww_cap)
 -  ZIP Wastewater treatment plants by treatment level (env_ww_plt)
 -  ZIP Sewage sludge production and disposal (env_ww_spd)
 -  ZIP Generation and discharge of wastewater in volume (env_ww_genv)
 -  ZIP Generation and discharge of wastewater by pollutant (env_ww_genp)
 -  Water statistics on subnational level (env_rwat)
 -  Water statistics by NUTS 2 regions (env_rwat_n2)
 -  ZIP Freshwater resources by NUTS 2 regions (env_watres_r2)
 -  ZIP Water abstraction by NUTS 2 regions (env_watabs_r2)
 -  ZIP Water use by NUTS 2 regions (env_watuse_r2)
 -  ZIP Population connected to public water supply by NUTS 2 regions (env_watpop_r2)
 -  ZIP Population connected to wastewater collection and treatment systems by NUTS 2 regions (env_wwcon_r2)
 -  ZIP Treatment capacity of wastewater treatment plants by NUTS 2 regions (env_wwcap_r2)
 -  ZIP Treatment plants by type of treatment and NUTS2 regions (env_wwplt_r2)
 -  ZIP Wastewater generation and discharge by NUTS2 regions (env_wwgen_r2)
 -  River Basin Districts (RBD) and River Basin subunits (as defined in the Water Framework Directive) (env_rwat_rbd)
 -  ZIP Freshwater resources by RBD (env_watres_rb)
 -  ZIP Water abstraction by RBD (env_watabs_rb)
 -  ZIP Water use by RBD (env_watuse_rb)
 -  ZIP Population connected to public water supply by RBD (env_watpop_rb)
 -  ZIP Population connected to wastewater collection and treatment systems by RBD (env_wwcon_rb)
 -  ZIP Treatment capacity of wastewater treatment plants by RBD (env_wwcap_rb)
 -  ZIP Treatment plants by type of treatment and RBD (env_wwplt_rb)
 -  ZIP Wastewater generation and discharge by RBD (env_wwgen_rb)
-  Biodiversity (env_biodiv)
 -  ZIP Protected Areas for biodiversity: Habitats Directive (env_bio1)

-  ZIP Common farmland bird index (env_bio2)
-  ZIP Common bird indices by type of estimate (EU aggregate) (env_bio3)
-  ZIP Fish catches from stocks outside safe biological limits: Status of fish stocks managed by the EU in the North-East (...) (env_biofish1)
-  Regional environmental statistics (env_reg)
 -  ZIP Contaminated sites and other land use indicators by NUTS 2 regions (env_rlu)
 -  ZIP Energy: primary production and final consumption by NUTS 2 regions - 1 000 tonnes of oil equivalent (env_rpep)
 -  ZIP Specific transport parameters (NUTS2) (env_rtr)
-  Energy (nrg)
 -  ZIP JODI - monthly oil data (t-1) (nrg_jodi)
 -  Energy statistics - main indicators (nrg_indic)
 -  ZIP Market share of the largest generator in the electricity market - annual data (nrg_ind_331a)
 -  ZIP Annual nuclear statistics (nrg_ind_333a)
 -  ZIP Energy saving - annual data (nrg_ind_334a)
 -  ZIP Share of energy from renewable sources (nrg_ind_335a)
 -  ZIP Supply of electricity - monthly data (nrg_ind_342m)
 -  ZIP Supply of natural gas - monthly data (nrg_ind_343m)
 -  Energy statistics - quantities, annual data (nrg_quant)
 -  Energy statistics - supply, transformation, consumption (nrg_10)
 -  ZIP Supply, transformation, consumption - all products - annual data (nrg_100a)
 -  ZIP Complete energy balances (nrg_110a)
 -  ZIP Supply, transformation, consumption - solid fuels - annual data (nrg_101a)
 -  ZIP Supply, transformation, consumption - oil - annual data (nrg_102a)
 -  ZIP Supply, transformation, consumption - gas - annual data (nrg_103a)
 -  ZIP Supply, transformation - nuclear energy - annual data (nrg_104a)
 -  ZIP Supply, transformation, consumption - electricity - annual data (nrg_105a)
 -  ZIP Supply, transformation, consumption - heat - annual data (nrg_106a)
 -  ZIP Supply, transformation, consumption - renewable energies - annual data (nrg_107a)
 -  ZIP Supply, transformation, consumption - wastes (non-renewable) - annual data (nrg_108a)
 -  ZIP Primary production - all products - annual data (nrg_109a)
 -  Energy statistics - infrastructure (nrg_11)
 -  ZIP Infrastructure - electricity - annual data (nrg_113a)
 -  ZIP Infrastructure - biofuel production capacities - annual data (nrg_114a)
 -  ZIP Infrastructure - solar collectors' surface - annual data (nrg_115a)
 -  Energy statistics - imports (by country of origin) (nrg_12)
 -  ZIP Imports (by country of origin) - all products - annual data (nrg_121a)
 -  ZIP Imports (by country of origin) - solid fuels - annual data (nrg_122a)
 -  ZIP Imports (by country of origin) - oil - annual data (nrg_123a)
 -  ZIP Imports (by country of origin) - gas - annual data (nrg_124a)
 -  ZIP Imports (by country of origin) - electricity - annual data (nrg_125a)
 -  ZIP Imports - renewables - annual data (nrg_126a)
 -  Energy statistics - exports (by country of destination) (nrg_13)
 -  ZIP Exports (by country of destination) - all products - annual data (nrg_131a)
 -  ZIP Exports (by country of destination) - solid fuels - annual data (nrg_132a)
 -  ZIP Exports (by country of destination) - oil - annual data (nrg_133a)
 -  ZIP Exports (by country of destination) - gas - annual data (nrg_134a)
 -  ZIP Exports (by country of destination) - electricity - annual data (nrg_135a)
 -  ZIP Exports - renewables - annual data (nrg_136a)
 -  Energy statistics - quantities, monthly data (nrg_quantm)

-  ZIP Total intramural R&D expenditure (GERD) by sectors of performance and type of costs (rd_e_gerdcost)
-  ZIP Total R&D expenditure (GERD) by sectors of performance and type of R&D activity (rd_e_gerdact)
-  ZIP Total intramural R&D expenditure (GERD) by sectors of performance and socio-economic objectives according to NABS 2007 (rd_e_gerdsobj07)
-  ZIP Total intramural R&D expenditure (GERD) by sectors of performance and socio-economic objectives according to NABS 1992 (rd_e_gerdsobj92)
-  ZIP Business enterprise R&D expenditure (BERD) by economic activity (NACE Rev. 2) (rd_e_berdindr2)
-  ZIP Business enterprise R&D expenditure (BERD) by economic activity and source of funds (NACE Rev. 2) (rd_e_berdfundr2)
-  ZIP Business enterprise R&D expenditure (BERD) by economic activity and type of costs (NACE Rev. 2) (rd_e_berdcostr2)
-  ZIP Business enterprise R&D expenditure (BERD) by economic activity (NACE Rev. 1.1) (rd_e_berdind)
-  ZIP Business enterprise R&D expenditure (BERD) by economic activity and source of funds (NACE Rev. 1.1) (rd_e_berdfund)
-  ZIP Business enterprise R&D expenditure (BERD) by economic activity and type of costs (NACE Rev. 1.1) (rd_e_berdcost)
-  ZIP Business enterprise R&D expenditure (BERD) by size class and source of funds (rd_e_berdsize)
-  ZIP Total intramural R&D expenditure (GERD) by sectors of performance and NUTS 2 regions (rd_e_gerdreg)
-  R&D personnel at national and regional level (rd_p)
 -  ZIP Total R&D personnel by sectors of performance, occupation and sex (rd_p_persocc)
 -  ZIP Total R&D personnel and researchers by sectors of performance, as % of total labour force and total employment, and(...) (rd_p_perslf)
 -  ZIP Share of female researchers by sectors of performance (rd_p_femres)
 -  ZIP Total R&D personnel and researchers by sectors of performance, qualification and sex (rd_p_persqual)
 -  ZIP Total R&D personnel and researchers by sectors of performance, sex and fields of science (rd_p_perssci)
 -  ZIP Researchers (HC) in government and higher education sector by age and sex (rd_p_persage)
 -  ZIP Researchers (HC) in government and higher education sector by citizenship and sex (rd_p_perscitz)
 -  ZIP Total R&D personnel and researchers, in business enterprise sector by economic activity and sex (NACE Rev. 2) (rd_p_bempoccr2)
 -  ZIP Total R&D personnel and researchers, in business enterprise sector by economic activity and sex (NACE Rev. 1.1) (rd_p_bempocc)
 -  ZIP Total R&D personnel and researchers (FTE), in business enterprise sector, by size class (number of employees) and sex (rd_p_perssize)
 -  ZIP Total R&D personnel and researchers by sectors of performance, sex and NUTS 2 regions (rd_p_persreg)
-  EU Industrial RD Investment scoreboard (source: DG JRC) (rd_scb)
 -  ZIP EU Industrial RD Investment scoreboard (source: DG JRC) (rd_scb_inv)
-  Government budget appropriations or outlays on R&D (gba)
 -  ZIP Total GBAORD by NABS 2007 socio-economic objectives (gba_nabsfin07)
 -  ZIP Total GBAORD by NABS 1992 socio-economic objectives (gba_nabsfin92)
 -  ZIP Total GBAORD as a % of total general government expenditure (gba_nabste)
 -  ZIP Total GBAORD by funding mode (gba_fundmod)







































-  VIII. Cooperation in innovation activity (inn_c8)
 -  ZIP Number of innovating enterprises with innovation cooperation, by NACE Rev. 1.1 (inn_c811)
 -  ZIP Number of innovating enterprises with innovation cooperation, by size class (inn_c812)
 -  ZIP Type of partner chosen, by NACE Rev. 1.1 (inn_c821)
 -  ZIP Type of partner chosen, by size class (inn_c822)
 -  ZIP Location of partner, by NACE Rev. 1.1 (inn_c831)
 -  ZIP Location of partner, by size class (inn_c832)
-  IX. Factors hampering innovation (inn_c9)
 -  ZIP Number of innovating enterprises with progress problems, by NACE Rev. 1.1 (inn_c911)
 -  ZIP Number of innovating enterprises with progress problems, by size class (inn_c912)
 -  ZIP Hampering factors for innovating enterprises with seriously delayed projects, by NACE Rev. 1.1 (inn_c921)
 -  ZIP Hampering factors for innovating enterprises with seriously delayed projects, by size class (inn_c922)
 -  ZIP Hampering factors for innovating enterprises with abolished projects, by NACE Rev. 1.1 (inn_c931)
 -  ZIP Hampering factors for innovating enterprises with abolished projects, by size class (inn_c932)
 -  ZIP Hampering factors for innovating enterprises with not even started projects, by NACE Rev. 1.1 (inn_c941)
 -  ZIP Hampering factors for innovating enterprises with not even started projects, by size class (inn_c942)
-  X. Government support and patent application (inn_c10)
 -  ZIP Number of innovating enterprises supported by government, by NACE Rev. 1.1 (inn_c1011)
 -  ZIP Number of innovating enterprises supported by government, by size class (inn_c1012)
 -  ZIP Number of innovating enterprises having applied for a patent, by NACE Rev. 1.1 (inn_c1021)
 -  ZIP Number of innovating enterprises having applied for a patent, by size class (inn_c1022)
-  Results of the third community innovation survey (CIS3) (inn_cis3)
 -  ZIP General information about the enterprises (inn_gen)
 -  ZIP Basic economic information on the enterprises (inn_bas)
 -  ZIP Product and process innovation (inn_prod)
 -  ZIP Innovation activity and expenditure in 2000 (inn_exp)
 -  ZIP Intramural R&D (inn_ird)
 -  ZIP Effects of innovation during 1998-2000 (inn_eff)
 -  ZIP Innovation co-operation during 1998-2000 in absolute value (inn_coab)
 -  ZIP Innovation co-operation during 1998-2000 in percentage (inn_copc)
 -  ZIP Public funding of innovation (inn_pub)
 -  ZIP source of information for innovation during 1998-2000 (inn_sou)
 -  ZIP Hampered innovation activities (inn_ham)
 -  ZIP Patents and other protection methods (inn_pat)
 -  ZIP Other important strategic and organizational changes (inn_cha)
 -  ZIP The European Innovation scoreboard indicators (inn_sco)
-  Results of the fourth community innovation survey (CIS4) (inn_cis4)
 -  ZIP General information about the enterprises (inn_cis4_gen)
 -  ZIP Basic economic information on the enterprises (inn_cis4_bas)
 -  ZIP Product and process innovation (inn_cis4_prod)
 -  ZIP Innovation activity and expenditure in 2004 (inn_cis4_exp)
 -  ZIP Highly important effects of innovation during 2002-2004 (inn_cis4_eff)
 -  ZIP Public funding of innovation (inn_cis4_pub)
 -  ZIP Innovation co-operation during 2002-2004 (inn_cis4_coop)
 -  ZIP Highly important source of information for innovation during 2002-2004 (inn_cis4_sou)



-  ZIP Hampered innovation activities (inn_cis4_ham)
-  ZIP Patents and other protection methods (inn_cis4_pat)
-  ZIP Organisational and marketing innovations (inn_cis4_mo)
-  ZIP Highly important effects of organisational innovation (inn_cis4_oref)
-  Results of the community innovation survey 2006 (CIS2006) (inn_cis5)
 -  ZIP General information about the enterprises (inn_cis5_gen)
 -  ZIP Basic economic information on the enterprises (inn_cis5_bas)
 -  ZIP Product and process innovation (inn_cis5_prod)
 -  ZIP Innovation activity and expenditure in 2006 (inn_cis5_exp)
 -  ZIP Highly important effects of innovation during 2004-2006 (inn_cis5_eff)
 -  ZIP Public funding of innovation (inn_cis5_pub)
 -  ZIP Innovation co-operation during 2004-2006 (inn_cis5_coop)
 -  ZIP Highly important source of information for innovation during 2004-2006 (inn_cis5_sou)
 -  ZIP Hampered innovation activities (inn_cis5_ham)
 -  ZIP Patents and other protection methods (inn_cis5_pat)
 -  ZIP Organisational and marketing innovations (inn_cis5_mo)
 -  ZIP Highly important effects of organisational innovation (inn_cis5_oref)
-  Results of the community innovation survey 2008 (CIS2008) (inn_cis6)
 -  ZIP General information about the enterprises (inn_cis6_gen)
 -  ZIP Basic economic information on the enterprises (inn_cis6_bas)
 -  ZIP Enterprises by type of innovation activity (inn_cis6_type)
 -  ZIP Product and process innovation (inn_cis6_prod)
 -  ZIP Innovation activity and expenditure in 2008 (inn_cis6_exp)
 -  ZIP Public funding of innovation (inn_cis6_pub)
 -  ZIP Highly important source of information for innovation during 2006-2008 (inn_cis6_sou)
 -  ZIP Innovation co-operation during 2006-2008 (inn_cis6_coop)
 -  ZIP Highly important innovation objectives during 2006-2008 (inn_cis6_obj)
 -  ZIP Organisational and marketing innovations (inn_cis6_mo)
 -  ZIP Implementation type of a new organisational method (inn_cis6_ortype)
 -  ZIP Highly important objectives of organisational innovation (inn_cis6_orobj)
 -  ZIP Implementation type of a new marketing method (inn_cis6_mktype)
 -  ZIP Highly important objectives of marketing innovation (inn_cis6_mkobj)
 -  ZIP Innovations with environmental benefits (inn_cis6_eco)
 -  ZIP Motivation to introduce an environmental innovation (inn_cis6_ecomot)
 -  ZIP Enterprises with procedures in place to regularly identify and reduce environmental impacts (inn_cis6_ecopro)
-  Results of the community innovation survey 2010 (CIS2010) (inn_cis7)
 -  ZIP Basic economic information on the enterprises (inn_cis7_bas)
 -  ZIP General information about the enterprises (inn_cis7_gen)
 -  ZIP Enterprises by type of innovation (inn_cis7_type)
 -  ZIP Product and process innovation (inn_cis7_prod)
 -  ZIP Innovation activities and expenditures in 2010 (inn_cis7_exp)
 -  ZIP Public funding for innovation activities (inn_cis7_pub)
 -  ZIP Highly important sources of information for product and process innovation (inn_cis7_sou)
 -  ZIP Types of co-operation partner for product and process innovation (inn_cis7_coop)
 -  ZIP Highly important objectives for product and process innovation (inn_cis7_obj)
 -  ZIP Hampered innovation activities (inn_cis7_ham)
 -  ZIP Organisational and marketing innovation (inn_cis7_mo)
 -  ZIP Implementation type of a new organisational method (inn_cis7_ortype)
 -  ZIP Highly important objectives for organisational innovation (inn_cis7_orobj)






-  ZIP Implementation type of a new marketing method (inn_cis7_mktype)
-  ZIP Highly important objectives for marketing innovation (inn_cis7_mkobj)
-  ZIP In-house and external skills available in the enterprises (inn_cis7_csk)
-  ZIP Methods stimulating new ideas or creativity (inn_cis7_sucmet)
-  Results of the community innovation survey 2012 (CIS2012) (inn_cis8)
 -  ZIP Basic economic information on the enterprises by NACE Rev. 2 activity and size class (inn_cis8_bas)
 -  ZIP General information on the enterprises by NACE Rev. 2 activity and size class (inn_cis8_gen)
 -  ZIP Enterprises by main types of innovation, NACE Rev. 2 activity and size class (inn_cis8_type)
 -  ZIP Enterprises by specific types of innovation, NACE Rev. 2 activity and size class (inn_cis8_spec)
 -  ZIP Product and process innovative enterprises by NACE Rev. 2 activity and size class (inn_cis8_prod)
 -  ZIP Innovation activities and expenditures in 2012 in the enterprises by NACE Rev. 2 activity and size class (inn_cis8_exp)
 -  ZIP Public funding in the enterprises by NACE Rev. 2 activity and size class (inn_cis8_pub)
 -  ZIP Sources of information for enterprises - as highly important and not used - by NACE Rev. 2 activity and size class (inn_cis8_sou)
 -  ZIP Types of co-operation of the enterprises by NACE Rev. 2 activity and size class (inn_cis8_coop)
 -  ZIP Methods for maintaining or increasing the competitiveness in the enterprises - as highly important and not used - b(...) (inn_cis8_comp)
 -  ZIP Organisational and marketing innovation in product and process innovative enterprises by NACE Rev. 2 activity and s(...) (inn_cis8_mo)
 -  ZIP Public sector procurement and innovation in the enterprises by NACE Rev. 2 activity and size class (inn_cis8_proc)
 -  ZIP Goals of innovative and non-innovative enterprises - as highly important and not relevant - by NACE Rev. 2 activity(...) (inn_cis8_goals)
 -  ZIP Strategies of innovative and non-innovative enterprises - as highly important and not relevant - by NACE Rev. 2 act(...) (inn_cis8_strat)
 -  ZIP Obstacles of innovative and non-innovative enterprises - as highly important and not relevant - by NACE Rev. 2 acti(...) (inn_cis8_obst)
-  High-tech industry and knowledge-intensive services (htec)
 -  High-tech industries and knowledge-intensive services: economic statistics at national level (htec_eco)
 -  Venture capital investments (htec_vci)
 -  ZIP Venture Capital Investment by aggregated stage of development (1989-2006, source: EVCA) (htec_vci_stage1)
 -  ZIP Venture Capital Investment by detailed stage of development (from 2007, source: EVCA) (htec_vci_stage2)
 -  ZIP Economic statistics on high-tech industries and Knowledge Intensive Services at the national level (1995-2007, NACE(...)) (htec_eco_sbs)
 -  ZIP Economic statistics on high-tech industries and Knowledge Intensive Services at the national level (from 2008 onwar(...)) (htec_eco_sbs2)
 -  ZIP Total high-tech trade in million euro and as a percentage of total (from 2007, SITC Rev. 4) (htec_trd_tot4)
 -  ZIP High-tech trade by high-tech group of products in million euro (from 2007, SITC Rev. 4) (htec_trd_group4)
 -  ZIP High-tech exports - Exports of high technology products as a share of total exports (from 2007, SITC Rev. 4) (htec_si_exp4)
 -  High-tech industries and knowledge-intensive services: employment statistics at national and regional level (htec_emp)
 -  ZIP Employment in technology and knowledge-intensive sectors at the national level, by sex (1994-2008, NACE Rev. 1.1) (htec_emp_nat)


















































-  ZIP Employment in technology and knowledge-intensive sectors at the national level, by sex (from 2008 onwards, NACE Rev. 2) (htec_emp_nat2)
-  ZIP Employment in technology and knowledge-intensive sectors at the national level, by type of occupation (1994-2008, N(...)) (htec_emp_nisco)
-  ZIP Employment in technology and knowledge-intensive sectors at the national level, by type of occupation (from 2008 on(...)) (htec_emp_nisco2)
-  ZIP Employment in technology and knowledge-intensive sectors at the national level, by level of education (1994-2008, N(...)) (htec_emp_niscd)
-  ZIP Employment in technology and knowledge-intensive sectors at the national level, by level of education (from 2008 on(...)) (htec_emp_niscd2)
-  ZIP Employment statistics on high-tech industries and Knowledge Intensive Services at the national level (1995-2007, NA(...)) (htec_emp_sbs)
-  ZIP Employment statistics on high-tech industries and Knowledge Intensive Services at the national level (from 2008 onw(...)) (htec_emp_sbs2)
-  ZIP Employed HRST by sub-groups, age and NACE Rev. 1.1 activity (1994-2008) (hrst_st_nsec)
-  ZIP Employed HRST by sub-groups, age and NACE Rev. 2 activity (from 2008 onwards) (hrst_st_nsec2)
-  ZIP Employed HRST by sub-groups, sex, age and NACE Rev. 1.1 activity (1994-2008) (hrst_st_nsecsex)
-  ZIP Employed HRST by sub-groups, sex, age and NACE Rev. 2 activity (from 2008 onwards) (hrst_st_nsecsex2)
-  ZIP Employment in technology and knowledge-intensive sectors by NUTS 2 regions and sex (1994-2008, NACE Rev. 1.1) (htec_emp_reg)
-  ZIP Employment in technology and knowledge-intensive sectors by NUTS 2 regions and sex (from 2008 onwards, NACE Rev. 2) (htec_emp_reg2)
-  ZIP Employment in technology and knowledge-intensive sectors by NUTS 1 regions and type of occupation (1994-2008, NACE (...)) (htec_emp_risco)
-  ZIP Employment in technology and knowledge-intensive sectors by NUTS 1 regions and type of occupation (from 2008 onward(...)) (htec_emp_risco2)
-  ZIP Employment in technology and knowledge-intensive sectors by NUTS 1 regions and level of education (1994-2008, NACE (...)) (htec_emp_riscd)
-  ZIP Employment in technology and knowledge-intensive sectors by NUTS 1 regions and level of education (from 2008 onward(...)) (htec_emp_riscd2)
-  ZIP Employed HRST by sub-groups, NACE Rev. 1.1 activity and NUTS 1 regions (1994 - 2008) (hrst_st_rsec)
-  ZIP Employed HRST by sub-groups, NACE Rev. 2 activity and NUTS 1 regions (from 2008 onwards) (hrst_st_rsec2)
-  Knowledge Intensive Activities (htec_kia)
 -  ZIP Annual data on employment in knowledge-intensive activities at the national level, by sex (until 2008, NACE Rev. 1.1) (htec_kia_emp)
 -  ZIP Annual data on employment in knowledge-intensive activities at the national level, by sex (from 2008 onwards, NACE (...)) (htec_kia_emp2)
-  High-tech industries and knowledge-intensive services: science and technology statistics at national and regional level (htec_sti)
 -  ZIP Business enterprise R&D expenditure in high-tech sectors - NACE Rev. 2 (htec_sti_exp2)
 -  ZIP Business enterprise R&D expenditure in high-tech sectors - NACE Rev. 1.1 (htec_sti_exp)
 -  ZIP Business enterprise R&D personnel in high-tech sectors - NACE Rev. 2 (htec_sti_pers2)
 -  ZIP Business enterprise R&D personnel in high-tech sectors - NACE Rev. 1.1 (htec_sti_pers)
 -  ZIP Results of the first community innovation light survey - CIS light (inn_cisl)
 -  ZIP Innovation in high-tech sectors in SMEs (CIS3), EU Member States and selected countries (htec_cis3)













































- ZIP Innovation in high-tech sectors (CIS 2004), EU Member States and selected countries (htec_cis4)
- ZIP Innovation in high-tech sectors (CIS 2006), EU Member States and selected countries (htec_cis5)
- ZIP Innovation in high-tech sectors (CIS 2008, CIS 2010, CIS 2012), EU Member States and selected countries (htec_cis6)
- ZIP High-tech patent applications to the EPO by priority year (pat_ep_ntec)
- ZIP High-tech patents granted by the USPTO by priority year (pat_us_ntec)
- ZIP Biotechnology patent applications to the EPO by priority year (pat_ep_nbio)
- ZIP Biotechnology patents granted by the USPTO by priority year (pat_us_nbio)
- ZIP High-tech patent applications to the EPO by priority year by NUTS 3 regions (pat_ep_rtec)
- Human Resources in Science & Technology (hrst)
 - Stocks of HRST at national and regional levels (hrst_st)
 - Data on HRST at national level (hrst_st_nat)
 - ZIP HRST by sub-groups, sex and age (hrst_st_ncat)
 - ZIP Employed HRST by sub-groups, age and occupation (hrst_st_nocc)
 - ZIP Employed HRST by sub-groups, age and NACE Rev. 1.1 activity (1994-2008) (hrst_st_nsec)
 - ZIP Employed HRST by sub-groups, age and NACE Rev. 2 activity (from 2008 onwards) (hrst_st_nsec2)
 - ZIP Employed HRST by sub-groups, sex, age and NACE Rev. 1.1 activity (1994-2008) (hrst_st_nsecsex)
 - ZIP Employed HRST by sub-groups, sex, age and NACE Rev. 2 activity (from 2008 onwards) (hrst_st_nsecsex2)
 - ZIP HRST with tertiary education by sex, age and field of education (hrst_st_nfiesex)
 - ZIP HRST with tertiary education by age and field of education (hrst_st_nfieage)
 - ZIP Employed HRST with tertiary education by age, field of education and occupation (hrst_st_nfieocc)
 - ZIP Unemployed persons by HRST sub-groups and sex (hrst_st_nunesex)
 - ZIP Unemployed persons by HRST sub-groups and age (hrst_st_nuneage)
 - Data on HRST at regional level (hrst_st_reg)
 - ZIP HRST by sub-groups and NUTS 2 regions (hrst_st_rcat)
 - ZIP HRST by sub-groups, sex and NUTS 1 regions (hrst_st_rsex)
 - ZIP HRST by sub-groups, age and NUTS 1 regions (hrst_st_rage)
 - ZIP Employed HRST by sub-groups, NACE Rev. 1.1 activity and NUTS 1 regions (1994 - 2008) (hrst_st_rsec)
 - ZIP Employed HRST by sub-groups, NACE Rev. 2 activity and NUTS 1 regions (from 2008 onwards) (hrst_st_rsec2)
 - Flows of HRST at national level (hrst_fl)
 - Data on real and potential inflows of HRST into the HRST stocks (hrst_fl_te)
 - ZIP Graduation from tertiary education (ISCED 1997) by sex, level and field of education (hrst_fl_tegrad)
 - ZIP Participation in tertiary education (ISCED 1997) by sex, level and field of education (hrst_fl_tepart)
 - ZIP Participation of foreign students in tertiary education (ISCED 1997) by field of education (hrst_fl_tefor)
 - Data on job-to-job mobility of HRST (hrst_fl_mob)
 - ZIP Job-to-job mobility of HRST by sex (hrst_fl_mobsex)
 - ZIP Job-to-job mobility of HRST by age (hrst_fl_mobage)
 - ZIP Job-to-job mobility of HRST by NACE Rev. 1.1 activity (1996-2008) (hrst_fl_mobsect)
 - ZIP Job-to-job mobility of HRST by NACE Rev. 2 activity (from 2008 onwards) (hrst_fl_mobsect2)
 - Career Development of Doctorate Holders (cdh)
 - Personal characteristics of doctorate holders (cdh_char)














































-  ZIP Doctorate holders by sex and age group (cdh_c_sa)
-  ZIP Non-EU doctorate holders in total doctorate holders (%) (cdh_c_neu)
-  Employment situation of doctorate holders (cdh_emp)
 -  ZIP Doctorate holders by activity status (%) (cdh_e_as)
 -  ZIP Unemployment rate of doctorate holders by fields of science (cdh_e_une)
 -  ZIP Employed doctorate holders by occupation (ISCO_88, %) (cdh_e_occ1)
 -  ZIP Employed doctorate holders by occupation (ISCO_08, %) (cdh_e_occ2)
 -  ZIP Employed doctorate holders in non managerial and non professional occupations by fields of science (%) (cdh_e_fos)
 -  ZIP Employed doctorate holders working as researchers by sex, fields of science and sectors of performance (%) (cdh_e_fsp)
 -  ZIP Employed doctorate holders by length of stay with the same employer and sectors of performance (%) (cdh_e_lgt)
 -  ZIP Employed doctorate holders working as researchers by length of stay with the same employer (%) (cdh_e_rlgt)
 -  ZIP Employed doctorate holders working as researchers by job mobility and sectors of performance over the last 10 years (%) (cdh_e_mob)
 -  ZIP Level of dissatisfaction of employed doctorate holders by reason and sex (%) (cdh_e_diss)
-  Doctorate holders inward international mobility (cdh_mob)
 -  ZIP National doctorate holders having lived or stayed abroad in the past 10 years by previous region of stay (%) (cdh_m_reg)
 -  ZIP Doctorate holders who have studied, worked or carried out research in another EU country (%) (cdh_m_eu)
 -  ZIP National doctorate holders having lived or stayed abroad in the past 10 years by reason for returning into the coun(...) (cdh_m_mov)
-  Intellectual property rights (ipr)
 -  Patent (pat)
 -  Patent applications to the European patent office (EPO) by priority year (pat_epo)
 -  Patent applications to the EPO by priority year at the national level (pat_epo_nat)
 -  ZIP Patent applications to the EPO by priority year (pat_ep_ntot)
 -  ZIP Patent applications to the EPO by priority year by international patent classification (IPC) sections and classes (pat_ep_nipc)
 -  ZIP High-tech patent applications to the EPO by priority year (pat_ep_ntec)
 -  ZIP ICT patent applications to the EPO by priority year (pat_ep_nict)
 -  ZIP Biotechnology patent applications to the EPO by priority year (pat_ep_nbio)
 -  ZIP Nanotechnology patent applications to the EPO by priority year (pat_ep_nnano)
 -  ZIP Radio navigation by satellite patent applications to the EPO by priority year (pat_ep_nrns)
 -  ZIP Energy technologies patent applications to the EPO by priority year (pat_ep_nrg)
 -  ZIP Energy technologies applications under the patent cooperation treaty (PCT), designated to the EPO by priority year (pat_ep_nrgpct)
 -  ZIP Patent applications to the EPO by priority year by institutional sector (pat_ep_nic)
 -  ZIP Patent applications to the EPO by priority year by NACE Rev. 2 activity (pat_ep_nnac2)
 -  ZIP Patent applications to the EPO by priority year by NACE Rev. 1.1 activity (pat_ep_nnac)
 -  ZIP Patent cooperation treaty (PCT) applications designated to the EPO by priority year by international patent classif(...) (pat_ep_npct)
 -  ZIP Patent applications to the EPO by priority year by urban-rural typology (pat_ep_utot)
 -  ZIP Patent applications to the EPO by priority year by urban-rural typology, international patent classification (IPC) (...) (pat_ep_uipc)
 -  ZIP ICT patent applications to the EPO by priority year by urban-rural typology (pat_ep_uict)
 -  ZIP Biotechnology patent applications to the EPO by priority year by urban-rural typology (pat_ep_ubio)


















































-  High-tech patent applications to the EPO by priority year by urban-rural typology (pat_ep_utec)
-  Patent applications to the EPO by priority year at the regional level (pat_epo_reg)
 -  Patent applications to the EPO by priority year by NUTS 3 regions (pat_ep_rtot)
 -  Patent applications to the EPO by priority year by NUTS 3 regions, international patent classification (IPC) sectio(...) (pat_ep_ripc)
 -  High-tech patent applications to the EPO by priority year by NUTS 3 regions (pat_ep_rtec)
 -  ICT patent applications to the EPO by priority year by NUTS 3 regions (pat_ep_rict)
 -  Biotechnology patent applications to the EPO by priority year by NUTS 3 regions (pat_ep_rbio)
 -  Patent applications to the EPO by priority year by metropolitan regions (pat_ep_mtot)
 -  Patent applications to the EPO by priority year by metropolitan regions, international patent classification (IPC) (...) (pat_ep_mipc)
 -  High-tech patent applications to the EPO by priority year by metropolitan regions (pat_ep_mtec)
 -  ICT patent applications to the EPO by priority year by metropolitan regions (pat_ep_mict)
 -  Biotechnology patent applications to the EPO by priority year by metropolitan regions (pat_ep_mbio)
-  Ownership of inventions in EPO applications at national level (pat_epo_own)
 -  Foreign ownership of domestic inventions in patent applications to the EPO by priority year (pat_ep_nfgn)
 -  Domestic ownership of foreign inventions in patent applications to the EPO by priority year (pat_ep_ndom)
 -  Patent applications to the EPO with foreign co-inventors, by priority year (pat_ep_nptn)
-  European and international co-patenting in EPO applications at national and EU level (pat_epo_cop)
 -  Co-patenting at the EPO according to inventors' country of residence (pat_ep_cpi)
 -  Co-patenting at the EPO according to applicants' country of residence (pat_ep_cpa)
 -  EU co-patenting at the EPO according to inventors' country of residence by international patent classification (IPC(...)) (pat_ep_ipci)
 -  EU co-patenting at the EPO according to applicants' country of residence by international patent classification (IP(...)) (pat_ep_ipca)
 -  Co-patenting at the EPO: crossing inventors and applicants according to inventors' country of residence (pat_ep_cpri)
 -  Co-patenting at the EPO: crossing inventors and applicants according to applicants' country of residence (pat_ep_cpca)
-  Patent citations in EPO applications at EU level (pat_epo_cit)
 -  EU patent citations in EPO applications according to inventors' country of residence (pat_ep_cti)
 -  EU patent citations in EPO applications according to applicants' country of residence (pat_ep_cta)
-  Patents granted by the United States patent and trademark office (USPTO) by priority year (pat_uspto)
 -  Patents granted by the USPTO by priority year at the national level (pat_uspto_nat)
 -  Patents granted by the USPTO by priority year (pat_us_ntot)
 -  Patents granted by the USPTO by priority year by international patent classification (IPC) sections and classes (pat_us_nipc)
 -  High-tech patents granted by the USPTO by priority year (pat_us_ntec)
 -  ICT patents granted by the USPTO by priority year (pat_us_nict)
 -  Biotechnology patents granted by the USPTO by priority year (pat_us_nbio)
 -  Radio navigation by satellite patents granted by the USPTO by priority year (pat_us_nrns)
 -  Patents granted by the USPTO by priority year by institutional sector (pat_us_nic)
 -  Patents granted by the USPTO by priority year by NACE Rev. 2 activity (pat_us_nnac2)
 -  Patents granted by the USPTO by priority year by NACE Rev. 1.1 activity (pat_us_nnac)
 -  Ownership of inventions in USPTO grants at national level (pat_uspto_own)



-  Foreign ownership of domestic inventions in patents granted by the USPTO by priority year (pat_us_nfgn)
 -  Domestic ownership of foreign inventions in patents granted by the USPTO by priority year (pat_us_ndom)
 -  Patents granted by the USPTO with foreign co-inventors, by priority year (pat_us_nptn)
-  European and international co-patenting in USPTO grants at national and EU level (pat_uspto_cop)
 -  Co-patenting at the USPTO according to inventors' country of residence (pat_us_cpi)
 -  Co-patenting at the USPTO according to applicants' country of residence (pat_us_cpa)
 -  EU co-patenting at the USPTO according to inventors' country of residence by international patent classification (I(...)) (pat_us_ipci)
 -  EU co-patenting at the USPTO according to applicants' country of residence by international patent classification ((...)) (pat_us_ipca)
 -  Co-patenting at the USPTO: crossing inventors and applicants according to inventors' country of residence (pat_us_cpici)
 -  Co-patenting at the USPTO: crossing inventors and applicants according to applicants' country of residence (pat_us_cpca)
 -  Patent citations in USPTO grants at EU level (pat_uspto_cit)
 -  EU patent citations in USPTO grants according to inventors' country of residence (pat_us_cti)
 -  EU patent citations in USPTO grants according to applicants' country of residence (pat_us_cta)
 -  Triadic patent families by earliest priority year at the national level (pat_triadic)
 -  Triadic patent families by earliest priority year (pat_td_ntot)
 -  Community trade marks (CTM) (ipr_t)
 -  Community trade mark (CTM) applications by receive year (ipr_ta)
 -  Community trade mark (CTM) applications (ipr_ta_tot)
 -  Community trade mark (CTM) applications by class (Nice classification) (ipr_ta_cl)
 -  Community trade mark (CTM) applications by number of classes (ipr_ta_cln)
 -  Community trade mark (CTM) applications by nature of the trade mark (ipr_ta_ntr)
 -  Community trade mark (CTM) applications by type of the trade mark (ipr_ta_typ)
 -  Community trade mark (CTM) applications by legal status of the applicant (ipr_ta_leg)
 -  Community trade mark (CTM) specialisation index (ipr_ta_si)
 -  Community trade mark (CTM) applications per billion GDP (ipr_ta_gdp)
 -  Community trade mark (CTM) applications per million population (ipr_ta_pop)
 -  Community trade mark (CTM) applications by NUTS 2 regions (ipr_ta_reg)
 -  Community trade mark (CTM) publications by publication year (ipr_tp)
 -  Community trade mark (CTM) publications (ipr_tp_tot)
 -  Community trade mark (CTM) registrations by registration year (ipr_tr)
 -  Community trade mark (CTM) registrations (ipr_tr_tot)
 -  Community trade mark (CTM) registrations by class (Nice classification) (ipr_tr_cl)
 -  Community trade mark (CTM) registrations by number of classes (ipr_tr_cln)
 -  Community trade mark (CTM) registrations by nature of the trade mark (ipr_tr_ntr)
 -  Community trade mark (CTM) registrations by type of trade mark (ipr_tr_typ)
 -  Community trade mark (CTM) specialisation index (ipr_tr_si)
 -  Community trade mark (CTM) registrations per billion GDP (ipr_tr_gdp)
 -  Community trade mark (CTM) registrations per million population (ipr_tr_pop)
 -  Community trade mark (CTM) registrations by NUTS 2 regions (ipr_tr_reg)
 -  Community trade mark (CTM) lifecycle by receive year (ipr_tl)
 -  Community trade mark (CTM) publications as % of total CTM applications (ipr_tl_pa)
 -  Community trade mark (CTM) registrations as % of total CTM applications (ipr_tl_ra)
 -  Cooperation for Community trade marks by receive year (ipr_tc)
 -  Single ownership of Community trade mark (CTM) applications (ipr_tc_sng)



















































-  ZIP EU co-ownership of Community trade mark (CTM) applications (ipr_tc_eu)
-  ZIP Non EU co-ownership of Community trade mark (CTM) applications (ipr_tc_neu)
-  ZIP EU and non EU co-ownership of Community trade mark (CTM) applications (ipr_tc_euneu)
-  Community design (CD) (ipr_d)
 -  Applications filed for the registration of one or more Community designs (CD) by receive year (ipr_da)
 -  ZIP Community design (CD) applications (ipr_da_tot)
 -  ZIP Community design (CD) applications by type of design (ipr_da_typ)
 -  ZIP Community design (CD) applications per billion GDP (ipr_da_gdp)
 -  ZIP Community design (CD) applications per million population (ipr_da_pop)
 -  ZIP Community design (CD) applications by NUTS 2 regions (ipr_da_reg)
 -  Community design (CD) filed in applications by receive year (ipr_dfa)
 -  ZIP Community designs (CD) filed (ipr_dfa_tot)
 -  ZIP Community designs (CD) by class (Locarno classification) (ipr_dfa_cl)
 -  ZIP Community designs (CD) by number of classes (ipr_dfa_cln)
 -  ZIP Average number of Community designs (CD) per multiple application (ipr_dfa_typ)
 -  ZIP Community designs (CD) by status in the registration process (ipr_dfa_sta)
 -  ZIP Community designs (CD) by legal status of the applicant (ipr_dfa_leg)
 -  ZIP Community design (CD) specialisation index (ipr_dfa_si)
 -  ZIP Community designs (CD) per billion GDP (ipr_dfa_gdp)
 -  ZIP Community designs per million population (ipr_dfa_pop)
 -  ZIP Community designs (CD) by NUTS 2 regions (ipr_dfa_reg)
 -  Cooperation for Community designs (CD) by receive year (ipr_dc)
 -  ZIP Single ownership of Community designs (CD) (ipr_dc_sng)
 -  ZIP EU co-ownership of Community designs (CD) (ipr_dc_eu)
 -  ZIP Non EU co-ownership of Community designs (CD) (ipr_dc_neu)
 -  ZIP EU and non EU co-ownership of Community designs (CD) (ipr_dc_euneu)
-  Tables by themes (tb)
 -  General and regional statistics (t_general)
 -  Regional statistics (t_reg)
 -  Regional agriculture statistics (t_reg_agr)
 -  ZIP Livestock by NUTS 2 regions (tgs00045)
 -  ZIP Production of cow's milk on farms by NUTS 2 regions (tgs00046)
 -  ZIP Crop products yields by NUTS 2 regions (tgs00029)
 -  Regional demographic statistics (t_reg_dem)
 -  ZIP Population on 1 January (tps00001)
 -  ZIP Population density by NUTS 2 regions (tgs00024)
 -  ZIP Total and land area by NUTS 2 regions (tgs00002)
 -  ZIP Population at 1 January by NUTS 2 regions (tgs00096)
 -  ZIP Live births (total) by NUTS 2 regions (tgs00097)
 -  ZIP Deaths (total) by NUTS 2 regions (tgs00098)
 -  ZIP Fertility rate by NUTS 2 regions (tgs00100)
 -  ZIP Life expectancy at birth by sex and NUTS 2 regions (tgs00101)
 -  Regional economic accounts - ESA95 (t_reg_eco)
 -  ZIP Regional gross domestic product by NUTS 2 regions - million EUR (tgs00003)
 -  ZIP Regional gross domestic product (million PPS) by NUTS 2 regions (tgs00004)
 -  ZIP Regional gross domestic product (PPS per inhabitant) by NUTS 2 regions (tgs00005)
 -  ZIP Regional gross domestic product (PPS per inhabitant in % of the EU28 average) by NUTS 2 regions (tgs00006)
 -  ZIP Dispersion of regional GDP per inhabitant (tsdec220)
 -  ZIP Real growth rate of regional GDP at market prices by NUTS 2 regions (tgs00037)
































-  Disposable income of private households by NUTS 2 regions (tgs00026)
-  Primary income of private households by NUTS 2 regions (tgs00036)
-  Regional education statistics (t_reg_educ)
 -  Pupils and students in all levels of education (ISCED 0-6) by NUTS 2 regions (tgs00091)
 -  Participation rates of 4-years-olds in education by NUTS 2 regions (tgs00092)
 -  Pupils and students in upper secondary and post-secondary non-tertiary education (ISCED 3-4) by NUTS 2 regions (tgs00093)
 -  Students in tertiary education (ISCED 5-6) by NUTS 2 regions (tgs00094)
 -  Tertiary educational attainment, age group 30-34 by sex and NUTS 1 regions (tgs00105)
 -  Tertiary educational attainment, age group 25-64 by sex and NUTS 2 regions (tgs00109)
 -  Pupils in primary and lower secondary education (ISCED 1-2) by NUTS 2 regions (tgs00095)
 -  Early leavers from education and training by sex and NUTS 1 regions (tgs00106)
-  Regional science and technology statistics (t_reg_sct)
 -  Human resources in science and technology (HRST) by NUTS 2 regions (tgs00038)
 -  Employment in high-tech sectors by NUTS 2 regions (tgs00039)
 -  Patent applications to the European patent office (EPO) by priority year by NUTS 2 regions (tgs00040)
 -  High-tech patent applications to the European patent office (EPO) by priority year by NUTS 2 regions (tgs00041)
 -  Total intramural R&D expenditure (GERD) by NUTS 2 regions (tgs00042)
 -  Researchers, all sectors by NUTS 2 regions (tgs00043)
-  Regional health statistics (t_reg_hlth)
 -  All causes of death by NUTS 2 regions (tgs00057)
 -  Death due to cancer by NUTS 2 regions (tgs00058)
 -  Death due to ischaemic heart diseases by NUTS 2 regions (tgs00059)
 -  Death due to accidents by NUTS 2 regions (tgs00060)
 -  Death due to transport accidents by NUTS 2 regions (tgs00061)
 -  Physicians or doctors by NUTS 2 regions (tgs00062)
 -  Dentists by NUTS 2 regions (tgs00063)
 -  Available beds in hospitals by NUTS 2 regions (tgs00064)
-  Regional tourism statistics (t_reg_tour)
 -  Nights spent at tourist accommodation establishments by NUTS 2 regions (tgs00111)
 -  Number of establishments and bed-places by NUTS 2 regions (tgs00112)
-  Regional transport statistics (t_reg_tran)
 -  Maritime transport of passengers by NUTS 2 regions (tgs00075)
 -  Maritime transport of freight by NUTS 2 regions (tgs00076)
 -  Air transport of passengers by NUTS 2 regions (tgs00077)
 -  Air transport of freight by NUTS 2 regions (tgs00078)
 -  Rail network by NUTS 2 regions (tgs00113)
 -  Motorways network by NUTS 2 regions (tgs00114)
-  Regional labour market statistics (t_reg_lmk)
 -  Employment rate of the age group 15-64 by NUTS 2 regions (tgs00007)
 -  Employment rate of the age group 55-64 by NUTS 2 regions (tgs00054)
 -  Employment rate of the age group 20-64 by NUTS 2 regions (tgs00102)
 -  Dispersion of regional employment rates, by sex (tsdec440)
 -  Unemployment rate by NUTS 2 regions (tgs00010)
 -  Long-term unemployment rate (12 months and more) by NUTS 2 regions (tgs00053)
-  Regional information society statistics (t_reg_isoc)
 -  Households that have internet access at home by NUTS 2 regions (tgs00047)
 -  Households that have broadband access by NUTS 2 regions (tgs00048)



















































-  Percentage of households with broadband access in relation to households with internet access, by NUTS 2 regions (tgs00049)
-  Individuals regularly using the internet by NUTS 2 regions (tgs00050)
-  Individuals who have never used a computer by NUTS 2 regions (tgs00051)
-  Individuals who ordered goods or services over the internet for private use in the last year by NUTS 2 regions (tgs00052)
-  Regional environmental statistics (t_reg_env)
 -  Population connected to wastewater collection and treatment systems by NUTS 2 regions (tgs00110)
-  Regional poverty and social exclusion statistics (t_reg_ilc)
 -  At-risk-of-poverty rate by NUTS 2 regions (tgs00103)
 -  Severe material deprivation rate by NUTS 2 regions (tgs00104)
 -  People at risk of poverty or social exclusion by NUTS 2 regions (tgs00107)
 -  People living in households with very low work intensity by NUTS 2 regions (population aged 0 to 59 years) (tgs00108)
-  Non EU countries (t_noneu)
 -  Candidate countries and potential candidates (t_cpc)
 -  Total population, Candidate countries and potential candidates (tgs00027)
 -  Gross domestic product, Candidate countries and potential candidates (tgs00028)
-  Land cover and land use, landscape (LUCAS) (t_lan)
 -  Productivity of artificial land (t2020_rd100)
 -  Built-up areas (tsdnr510)
-  Economy and finance (t_economy)
 -  National accounts (including GDP) (t_na)
 -  Annual national accounts (t_nama)
 -  GDP and main components (t_nama_10_gdp)
 -  Gross domestic product at market prices (tec00001)
 -  Compensation of employees (tec00013)
 -  Taxes on production and imports less subsidies (tec00016)
 -  Final consumption expenditure of households and non-profit institutions serving households (tec00009)
 -  Final consumption expenditure of general government (tec00010)
 -  Gross fixed capital formation (investments) (tec00011)
 -  Goods and services, imports and exports (tec00110)
 -  GDP per capita in PPS (tec00114)
 -  Real GDP growth rate - volume (tec00115)
 -  Investment by institutional sectors (ESA95) (tsdec210)
 -  Exports and imports by Member States of the EU/third countries (t_nama_10_exi)
 -  Exports of goods and services in % of GDP (tet00003)
 -  Imports of goods and services in % of GDP (tet00004)
 -  Export to import ratio (tet00011)
 -  Income, saving and net lending/ borrowing (t_nama_inc)
 -  Gross operating surplus and mixed income (tec00015)
 -  Net national income (tsdec230)
 -  Final consumption expenditure of households by consumption purpose (COICOP) (t_nama_10_co)
 -  Final consumption expenditure of households, by consumption purpose (tsdpc520)
 -  Auxiliary indicators to National Accounts - annual data (t_nama_10_aux)
 -  Employment, domestic concept - Total (tec00112)
 -  Real GDP per capita, growth rate and totals (tsdec100)
 -  Labour productivity per person employed (ESA95) (tec00116)

-  ZIP Real unit labour cost growth (ESA95) (tec00130)
-  Regional economic accounts - ESA95 (t_nama_reg)
 -  ZIP Regional gross domestic product by NUTS 2 regions - million EUR (tgs00003)
 -  ZIP Regional gross domestic product (million PPS) by NUTS 2 regions (tgs00004)
 -  ZIP Regional gross domestic product (PPS per inhabitant) by NUTS 2 regions (tgs00005)
 -  ZIP Regional gross domestic product (PPS per inhabitant in % of the EU28 average) by NUTS 2 regions (tgs00006)
 -  ZIP Real growth rate of regional GDP at market prices by NUTS 2 regions (tgs00037)
 -  ZIP Dispersion of regional GDP per inhabitant (tsdec220)
 -  ZIP Disposable income of private households by NUTS 2 regions (tgs00026)
 -  ZIP Primary income of private households by NUTS 2 regions (tgs00036)
-  Quarterly national accounts (t_namq)
 -  GDP and main components (t_namq_gdp)
 -  ZIP Gross domestic product, current prices (teina010)
 -  ZIP Final consumption expenditure of households and NPISH, current prices (teina020)
 -  ZIP Government final consumption expenditure, current prices (teina030)
 -  ZIP Gross fixed capital formation, current prices (teina040)
 -  ZIP Gross domestic product, volumes (teina011)
 -  ZIP Final consumption expenditure of households and NPISH, volumes (teina021)
 -  ZIP Government final consumption expenditure, volumes (teina031)
 -  ZIP Gross fixed capital formation, volumes (teina041)
 -  ZIP External balance of goods and services, current prices (teina050)
 -  ZIP GDP deflator (teina110)
 -  Income, saving and net lending/ borrowing (t_namq_inc)
 -  ZIP Gross national income (teina080)
 -  ZIP Gross disposable income (teina090)
 -  ZIP Net saving (teina100)
 -  Quarterly National Accounts detailed breakdowns (by industry, by product) (t_namq_brk)
 -  ZIP Gross value added - NACE Rev. 2: TOTAL - current prices (teina400_r2)
 -  ZIP Gross value added - NACE Rev. 2: TOTAL - volumes (teina402_r2)
 -  ZIP Gross value added - NACE Rev. 2: A - current prices (teina404_r2)
 -  ZIP Gross value added - NACE Rev. 2: A - volumes (teina406_r2)
 -  ZIP Gross value added - NACE Rev. 2: B-E - current prices (teina408_r2)
 -  ZIP Gross value added - NACE Rev. 2: B-E - volumes (teina410_r2)
 -  ZIP Gross value added - NACE Rev. 2: C - current prices (teina412_r2)
 -  ZIP Gross value added - NACE Rev. 2: C - volumes (teina414_r2)
 -  ZIP Gross value added - NACE Rev. 2: F - current prices (teina416_r2)
 -  ZIP Gross value added - NACE Rev. 2: F - volumes (teina418_r2)
 -  ZIP Gross value added - NACE Rev. 2: G-I - current prices (teina420_r2)
 -  ZIP Gross value added - NACE Rev. 2: G-I - volumes (teina422_r2)
 -  ZIP Gross value added - NACE Rev. 2: J - current prices (teina424_r2)
 -  ZIP Gross value added - NACE Rev. 2: J - volumes (teina426_r2)
 -  ZIP Gross value added - NACE Rev. 2: K - current prices (teina428_r2)
 -  ZIP Gross value added - NACE Rev. 2: K - volumes (teina430_r2)
 -  ZIP Gross value added - NACE Rev. 2: L - current prices (teina432_r2)
 -  ZIP Gross value added - NACE Rev. 2: L - volumes (teina434_r2)
 -  ZIP Gross value added - NACE Rev. 2: M_N - current prices (teina436_r2)
 -  ZIP Gross value added - NACE Rev. 2: M_N - volumes (teina438_r2)
 -  ZIP Gross value added - NACE Rev. 2: O-Q - current prices (teina440_r2)
 -  ZIP Gross value added - NACE Rev. 2: O-Q - volumes (teina442_r2)

-  ZIP Gross value added - NACE Rev. 2: R-U - current prices (teina444_r2)
-  ZIP Gross value added - NACE Rev. 2: R-U - volumes (teina446_r2)
-  ZIP Compensation of employees - NACE Rev. 2 (teina075_r2)
-  ZIP Employment by NACE Rev.2 - percentage change Q/Q-1 (teina310)
-  ZIP Employment by NACE Rev.2 - percentage change Q/Q-4 (teina305)
-  Annual sector accounts (t_nasa)
 -  Real adjusted gross disposable income of households per capita (tec00113)
 -  ZIP Household saving rate (tsdec240)
 -  ZIP Household investment rate (tec00098)
 -  ZIP Gross debt-to-income ratio of households (tec00104)
 -  ZIP Investment rate of non-financial corporations (tec00099)
 -  ZIP Investment by institutional sectors (ESA95) (tsdec210)
 -  ZIP Profit share of non-financial corporations (tec00100)
 -  ZIP Gross return on capital employed, before taxes, of non-financial corporations (tec00101)
 -  ZIP Net debt-to-income ratio, after taxes, of non-financial corporations (tec00102)
 -  ZIP Net return on equity, after taxes, of non-financial corporations (tec00103)
-  Government statistics (t_gov)
 -  Government finance statistics (EDP and ESA2010) (t_gov_gfs10)
 -  Annual government finance statistics (t_gov_a)
 -  ZIP Total general government revenue (tec00021)
 -  ZIP Total general government expenditure (tec00023)
 -  ZIP Taxes on production and imports (tec00020)
 -  ZIP Current taxes on income, wealth, etc. (tec00018)
 -  ZIP Net Social contributions (tec00019)
 -  ZIP Social benefits (other than social transfers in kind) paid by general government (tec00026)
 -  ZIP General government gross fixed capital formation (tec00022)
 -  ZIP General government output (tec00017)
 -  Government deficit and debt (t_gov_dd)
 -  ZIP General government deficit/surplus (tec00127)
 -  ZIP General government gross debt (tsdde410)
 -  ZIP General government fixed investment - annual data (teina210)
 -  Quarterly government finance statistics (t_gov_q)
 -  ZIP General government deficit (-) and surplus (+) - quarterly data (teina205)
 -  ZIP General government gross debt - quarterly data (teina230)
 -  Government statistics – historical ESA95 data (t_gov_h)
 -  Derived tax indicators (t_gov_a_tax)
 -  ZIP Implicit tax rate on labour (tec00119)
 -  ZIP Shares of environmental and labour taxes in total tax revenues from taxes and social contributions (tsdgo410)
-  Exchange rates (t_ert)
 -  ZIP ECU/EUR exchange rates versus national currencies (tec00033)
 -  ZIP Euro/national currency exchange rates (teimf200)
 -  ZIP Real effective exchange rate - 37 trading partners (tsdec330)
 -  ZIP Real effective exchange rate - 42 trading partners (teimf250)
-  Interest rates (t_irt)
 -  ZIP Euro yield curve by maturity (1, 5 and 10 years) (teimf060)
 -  ZIP EMU convergence criterion series - annual data (tec00097)
 -  ZIP Long term government bond yields (teimf050)
 -  ZIP Day-to-day money market interest rates (teimf100)
 -  ZIP 3-month-interest rate (teimf040)

-  Short-term interest rates: Day-to-day money rates (tec00034)
-  Short-term interest rates: three-month interbank rates (tec00035)
-  Prices (t_prc)
 -  Harmonized indices of consumer prices (HICP) (t_prc_hicp)
 -  HICP - all items (teicp000)
 -  HICP - food (teicp010)
 -  HICP - alcohol and tobacco (teicp020)
 -  HICP - clothing (teicp030)
 -  HICP - housing (teicp040)
 -  HICP - household equipment (teicp050)
 -  HICP - health (teicp060)
 -  HICP - transport (teicp070)
 -  HICP - communications (teicp080)
 -  HICP - recreation and culture (teicp090)
 -  HICP - education (teicp100)
 -  HICP - hotels and restaurants (teicp110)
 -  HICP - services (teicp280)
 -  HICP - miscellaneous (teicp120)
 -  HICP - all items excluding energy, food, alcohol and tobacco (teicp200)
 -  HICP - all items excluding energy (teicp210)
 -  HICP - all items excluding energy and unprocessed food (teicp220)
 -  HICP - all items excluding energy and seasonal food (teicp230)
 -  HICP - non-energy industrial goods (teicp290)
 -  HICP - all items excluding tobacco (teicp240)
 -  HICP - energy (teicp250)
 -  HICP - food, alcohol and tobacco (teicp260)
 -  HICP - all items - annual average indices (tec00027)
 -  HICP - inflation rate (tec00118)
 -  HICP - annual average indices for transport prices (tsdtr310)
 -  Purchasing power parities (t_prc_ppp)
 -  Comparative price levels (tec00120)
 -  Price convergence between EU Member States (tec00121)
 -  GDP per capita in PPS (tec00114)
 -  Housing price statistics (t_prc_hps)
 -  House price index (2010 = 100) - quarterly data (teicp270)
-  Balance of payments - International transactions (t_bop)
 -  Balance of payments statistics and International investment positions (t_bop_q)
 -  Balance of payments, current account, monthly data (teibp010)
 -  Balance of payments, capital account, monthly data (teibp020)
 -  Balance of payments, current and capital account, monthly data (teibp030)
 -  Balance of payments, financial account, monthly data (teibp040)
 -  Balance of payments, financial account, net, quarterly data (teibp110)
 -  Balance of payments, current account, quarterly data (teibp050)
 -  Balance of payments, capital account, quarterly data (teibp060)
 -  Balance of payments, current and capital account, quarterly data (teibp070)
 -  International trade in services, geographical breakdown (t_bop_its)
 -  Market integration by type of trade activities (tec00123)
 -  Balance of international trade in goods (tec00044)
 -  Balance of international trade in services (tec00045)
 -  Current account transactions. Exports, imports and balance (tec00038)













































-  ZIP Current account transactions. Goods: exports, imports and balance (tec00039)
-  ZIP Current account transactions. Services: exports, imports and balance (tec00040)
-  ZIP Current account transactions. Income: exports, imports and balance (tec00041)
-  ZIP Current account transactions. Current transfers: exports, imports and balance (tec00042)
-  ZIP Balance of the current account (tec00043)
-  ZIP International transactions in transportation: exports, imports and balance (tec00058)
-  ZIP International transactions in sea transport services: exports, imports and balance (tec00059)
-  ZIP International transactions in air transport services: exports, imports and balance (tec00060)
-  ZIP International transactions in other transport services: exports, imports and balance (tec00061)
-  ZIP International transactions in travel: exports, imports and balance (tec00062)
-  ZIP International transactions in other business services: exports, imports and balance (tec00063)
-  ZIP International transactions in personal, cultural recreation services: exports, imports and balance (tec00064)
-  ZIP International transactions in government services n.e.c.: exports, imports and balance (tec00065)
-  ZIP International transactions in communications services: exports, imports and balance (tec00066)
-  ZIP International transactions in construction services: exports, imports and balance (tec00067)
-  ZIP International transactions in insurance services: exports, imports and balance (tec00068)
-  ZIP International transactions in financial services: exports, imports and balance (tec00069)
-  ZIP International transactions in computer and information services: exports, imports and balance (tec00070)
-  ZIP International transactions in royalties and licence fees: exports, imports and balance (tec00071)
-  ZIP EU current transfers balance by partner zone (tec00090)
-  ZIP EU current account credits (tec00072)
-  ZIP EU current account debits (tec00073)
-  ZIP EU current account transactions (tec00074)
-  ZIP Current account transactions. Exports, imports and balance by partner. (tec00075)
-  ZIP EU international exports of goods (tec00076)
-  ZIP EU international imports of goods (tec00077)
-  ZIP EU international trade in goods balance: by partner zone (tec00078)
-  ZIP EU international exports of services (tec00080)
-  ZIP EU international imports of services (tec00081)
-  ZIP EU international trade in services: Exports, imports and balance by partner zone. (tec00082)
-  ZIP EU international trade in services balance: by economic zone (tec00083)
-  ZIP EU international receipts of income (tec00084)
-  ZIP EU international payments of income (tec00085)
-  ZIP EU income balance by partner zone (tec00086)
-  ZIP EU international credits of current transfers (tec00088)
-  ZIP EU international debits of current transfers (tec00089)
-  European Union direct investments (t_bop_fdi)
 -  ZIP Direct investment flows as % of GDP (tec00046)
 -  ZIP Direct investment stocks as % of GDP (tec00047)
 -  ZIP EU direct investment inward flows by extra EU investing country (tec00048)
 -  ZIP Direct investment inward flows by main investing country (tec00049)
 -  ZIP EU direct investment outward flows by extra EU country of destination (tec00050)
 -  ZIP Direct investment outward flows by main country of destination (tec00053)
 -  ZIP Intra-EU direct investment reported by EU Member State (tec00056)
 -  ZIP Direct investment inward stocks by main origin of investment (tec00051)
 -  ZIP EU direct investment inward stocks by extra EU investing country (tec00054)
 -  ZIP Stocks of foreign direct investment in the EU27 by investor continent (tec00095)
 -  ZIP Direct investment outward stocks by main destination (tec00052)













































-  ZIP EU direct investment outward stocks detailed by extra EU destination country (tec00055)
-  ZIP EU27 stocks of foreign direct investment held abroad by continent (tec00094)
-  ZIP Market Integration - Foreign Direct Investment intensity (tec00124)
-  ZIP Inward FDI stocks in % of GDP (tec00105)
-  ZIP Outward FDI stocks in % of GDP (tec00106)
-  ZIP FDI flows intensity, market integration (tec00107)
-  Population and social conditions (t_popul)
 -  Population (t_populat)
 -  Demography (t_pop)
 -  Population (t_demo_pop)
 -  ZIP Population on 1 January (tps00001)
 -  ZIP Total population, Candidate countries and potential candidates (tgs00027)
 -  ZIP Population as a percentage of EU28 population (tps00005)
 -  ZIP Crude rate of population change (tps00006)
 -  ZIP Natural population change (tps00007)
 -  ZIP Crude rate of net migration plus adjustment (tsdde230)
 -  ZIP Crude rates of population change by NUTS 2 regions (tgs00099)
 -  ZIP People by age group (tps00010)
 -  ZIP Women per 100 men (tps00011)
 -  ZIP Proportion of population aged 65 and over (tps00028)
 -  ZIP Population by citizenship - Foreigners (tps00157)
 -  ZIP Population by country of birth - Foreign-born (tps00178)
 -  ZIP Annual average population (1 000) by NUTS 2 regions (tgs00001)
 -  ZIP Population density by NUTS 2 regions (tgs00024)
 -  ZIP Total and land area by NUTS 2 regions (tgs00002)
 -  ZIP Population at 1 January by NUTS 2 regions (tgs00096)
 -  ZIP Old-age-dependency ratio (tsdde510)
 -  ZIP Population density (tps00003)
 -  Fertility (t_demo_fer)
 -  ZIP Total fertility rate (tsdde220)
 -  ZIP Mean age of women at childbirth (tps00017)
 -  ZIP Live births (total) by NUTS 2 regions (tgs00097)
 -  ZIP Fertility rate by NUTS 2 regions (tgs00100)
 -  ZIP Live births outside marriage (tps00018)
 -  ZIP Number of live births (tps00111)
 -  ZIP Crude birth rate (tps00112)
 -  Mortality (t_demo_mor)
 -  ZIP Life expectancy at birth, by sex (tps00025)
 -  ZIP Life expectancy at 60 (tps00026)
 -  ZIP Deaths (total) by NUTS 2 regions (tgs00098)
 -  ZIP Life expectancy at birth by sex and NUTS 2 regions (tgs00101)
 -  ZIP Life expectancy at age 65, by sex (tsdde210)
 -  ZIP Infant mortality (tps00027)
 -  International Migration (t_migr_int)
 -  ZIP Immigration (tps00176)
 -  ZIP Emigration (tps00177)
 -  ZIP Acquisition of citizenship (tps00024)
 -  Marriage and divorce (t_demo_nup)
 -  ZIP Marriages (tps00012)
 -  ZIP Divorces (tps00013)


















































-  Asylum and new asylum applicants - monthly data (tps00189)
 -  Persons subject of asylum applications pending at the end of the month - monthly data (tps00190)
 -  Asylum and new asylum applicants - annual aggregated data (tps00191)
 -  First instance decisions on applications by type of decision - annual aggregated data (tps00192)
 -  Final decisions on applications - annual data (tps00193)
 -  Asylum applicants considered to be unaccompanied minors - annual data (tps00194)
 -  Resettled persons - annual data (tps00195)
 -  First permits by reason (tps00170)
 -  All valid permits by reason on 31 December of each year (tps00171)
 -  Population projections (tps00002)
 -  Projected old-age dependency ratio (tsdde511)
-  Healthy life years and life expectancy at age 65, by sex (tsdph220)
 -  Healthy life years and life expectancy at birth, by sex (tsdph100)
 -  Practising physicians (tps00044)
 -  Licensed physicians (tps00167)
 -  Practising dentists (tps00045)
 -  Physicians or doctors by NUTS 2 regions (tgs00062)
 -  Dentists by NUTS 2 regions (tgs00063)
 -  Hospital beds (tps00046)
 -  Curative care beds in hospitals (tps00168)
 -  Psychiatric care beds in hospitals (tps00047)
 -  Available beds in hospitals by NUTS 2 regions (tgs00064)
 -  Discharges from hospitals (tps00048)
 -  Self reported unmet need for medical examination or treatment, by income quintile (tsdph270)
-  Causes of death, by sex - 2011 (tps00152)
 -  Death due to cancer, by sex - 2011 (tps00116)
 -  Death due to ischaemic heart diseases, by sex - 2011 (tps00119)
 -  Death due to suicide, by sex - 2011 (tps00122)
 -  Death due to accidents, by sex - 2011 (tps00125)
 -  Death due to transport accidents, by sex - 2011 (tps00165)
 -  Death due to pneumonia, by sex - 2011 (tps00128)
 -  Death rate due to chronic diseases (tsdph210)
 -  Death due to chronic liver disease, by sex - 2011 (tps00131)
 -  Death due to diseases of the nervous system, by sex - 2011 (tps00134)
 -  Death due to diabetes mellitus, by sex - 2011 (tps00137)
 -  Death due to alcoholic abuse, by sex - 2011 (tps00140)
 -  Death due to AIDS (HIV-disease), by sex - 2011 (tps00143)
 -  Death due to homicide, assault, by sex - 2011 (tps00146)
 -  Death due to drugs dependence, by sex - 2011 (tps00149)
 -  Suicide death rate, by age group - Total (tsdph240)
 -  Suicide death rate, by age group - Males (tsdph250)
 -  Suicide death rate, by age group - Females (tsdph260)
 -  All causes of death by NUTS 2 regions (tgs00057)
 -  Death due to cancer by NUTS 2 regions (tgs00058)

-  ZIP Death due to ischaemic heart diseases by NUTS 2 regions (tgs00059)
-  ZIP Death due to accidents by NUTS 2 regions (tgs00060)
-  ZIP Death due to transport accidents by NUTS 2 regions (tgs00061)
-  Education and training (t_edtr)
 -  Education (t_educ)
 -  Education indicators - non-finance (t_educ_indic)
 -  ZIP School expectancy (tps00052)
 -  ZIP 18-year-olds in education (tps00060)
 -  ZIP Pupils and students (tps00051)
 -  ZIP Participation in early childhood education (tps00179)
 -  ZIP Median age (tps00061)
 -  ZIP Students (tps00062)
 -  ZIP Share of women among tertiary students (tps00063)
 -  ZIP Mobility of students in Europe (tps00064)
 -  ZIP Pupils in upper secondary education enrolled in vocational stream (tps00055)
 -  ZIP Science and technology graduates by sex (tps00188)
 -  ZIP Pupil/teacher ratio in primary education (tps00054)
 -  ZIP Foreign languages learnt per pupil (tps00056)
 -  ZIP Pupils learning English (tps00057)
 -  ZIP Pupils learning French (tps00058)
 -  ZIP Pupils learning German (tps00059)
 -  Indicators on education finance (t_educ_finance)
 -  ZIP Total public expenditure on education (tps00158)
 -  ZIP Private expenditure on education (tps00068)
 -  ZIP Public expenditure on education (tsdsc510)
 -  ZIP Annual expenditure on public and private educational institutions per pupil/student (tps00067)
 -  ZIP Annual expenditure on public and private educational institutions compared to GDP per capita (tps00069)
 -  EU region (t_educ_regio)
 -  ZIP Pupils and students in all levels of education (ISCED 0-6) by NUTS 2 regions (tgs00091)
 -  ZIP Participation rates of 4-years-olds in education by NUTS 2 regions (tgs00092)
 -  ZIP Pupils and students in upper secondary and post-secondary non-tertiary education (ISCED 3-4) by NUTS 2 regions (tgs00093)
 -  ZIP Students in tertiary education (ISCED 5-6) by NUTS 2 regions (tgs00094)
 -  ZIP Pupils in primary and lower secondary education (ISCED 1-2) by NUTS 2 regions (tgs00095)
 -  Lifelong learning (t_trng)
 -  ZIP Lifelong learning (tsdsc440)
 -  Educational attainment and outcomes of education (t_edat)
 -  ZIP Lower secondary educational attainment by age (tsdsc430)
 -  ZIP Upper secondary or tertiary educational attainment, age group 25-64 by sex (tps00065)
 -  ZIP Upper secondary or tertiary educational attainment, age group 20-24 by sex (tps00186)
 -  ZIP Tertiary educational attainment by sex, age group 30-34 (tsdsc480)
 -  ZIP Tertiary educational attainment, age group 30-34 by sex and NUTS 1 regions (tgs00105)
 -  ZIP Tertiary educational attainment, age group 25-64 by sex and NUTS 2 regions (tgs00109)
 -  ZIP Early leavers from education and training (tsdsc410)
 -  ZIP Early leavers from education and training by sex and NUTS 1 regions (tgs00106)
 -  ZIP Low reading literacy performance of pupils (tsdsc450)
 -  ZIP Employment rates of recent graduates (tps00053)
 -  Labour market (t_labour)
 -  Employment and unemployment (Labour Force Survey) (t_employ)




- ZIP Duration of working life (tsdde420)
 - ZIP Jobless households - children (tps00181)
 - ZIP Jobless households by sex (tps00182)
 - ZIP People living in households with very low work intensity (tsdsc310)
 - ZIP Employment growth by sex (tps00180)
 - ZIP Employment rate, by sex (tsdec420)
 - ZIP Employment rate of older workers (tsdde100)
 - ZIP Persons employed part-time - Total (tps00159)
 - ZIP Employees with a contract of limited duration (annual average) (tps00073)
 - ZIP Unemployment rate, by sex (tsdec450)
 - ZIP Unemployment rate by age group (tsdec460)
 - ZIP Long-term unemployment rate, by sex (tsdsc330)
 - ZIP Harmonised unemployment by sex (teilm010)
 - ZIP Harmonised unemployment by sex - age group 15-24 (teilm011)
 - ZIP Harmonised unemployment by sex - age group 25-74 (teilm012)
 - ZIP Harmonised unemployment rate by sex (teilm020)
 - ZIP Harmonised unemployment rate by sex - age group 15-24 (teilm021)
 - ZIP Harmonised unemployment rate by sex - age group 25-74 (teilm022)
 - ZIP Employment rate, by highest level of education attained (tsdec430)
 - ZIP Employed persons with a second job (tps00074)
 - ZIP Hours worked per week of full-time employment (tps00071)
 - ZIP Hours worked per week of part-time employment (tps00070)
 - ZIP Unemployment rates of the population aged 25-64 by level of education (tps00066)
 - ZIP Number of persons in households (tsdpc510)
 - ZIP Employment rate of the age group 15-64 by NUTS 2 regions (tgs00007)
 - ZIP Employment rate of the age group 20-64 by NUTS 2 regions (tgs00102)
 - ZIP Employment rate of the age group 55-64 by NUTS 2 regions (tgs00054)
 - ZIP Unemployment rate by NUTS 2 regions (tgs00010)
 - ZIP Long-term unemployment rate (12 months and more) by NUTS 2 regions (tgs00053)
 - ZIP Job vacancies in number and % - NACE Rev. 2, B-S, quarterly data (tps00172)
 - ZIP Average gross annual earnings in industry and services, by sex (tps00175)
 - ZIP Gender pay gap in unadjusted form (tsdsc340)
 - ZIP Minimum wages (tps00155)
 - ZIP Labour cost index by NACE Rev. 2 (teilm100)
 - ZIP Labour cost index by NACE Rev. 2 - percentage change Q/Q-1 (teilm120)
 - ZIP Labour cost index by NACE Rev. 2 - percentage change Q/Q-4 (teilm130)
 - ZIP Labour cost index by NACE Rev. 2 - Index (2008 =100) (teilm140)
 - ZIP Total wages and salaries (tps00113)
 - ZIP Social security and other labour costs paid by employer (tps00114)
 - ZIP Labour costs annual data - NACE Rev. 2 (tps00173)
- Labour market policy (source: DG EMPL) (t_imp)


-  ZIP Public expenditure on labour market policies, by type of action (source: DG EMPL) (tps00076)
-  ZIP Public expenditure on labour market policy measures, by type of action (source: DG EMPL) (tps00077)
-  ZIP Public expenditure on labour market policy supports, by type of action (source: DG EMPL) (tps00078)
-  ZIP Participants in labour market policy measures, by type of action (source: DG EMPL) (tps00079)
-  ZIP Beneficiaries of labour market policy supports, by type of action (source: DG EMPL) (tps00080)
-  ZIP Persons registered with Public Employment Services (source: DG EMPL) (tps00081)
-  Living conditions and welfare (t_livcon)
 -  Income and living conditions (t_ilc)
 -  People at risk of poverty or social exclusion (Europe 2020 strategy) (t_ilc_pe)
 -  ZIP Persons at risk of poverty or social exclusion (t2020_50)
 -  ZIP People at risk of poverty or social exclusion by NUTS 2 regions (tgs00107)
 -  Income distribution and monetary poverty (t_ilc_ip)
 -  Monetary poverty (t_ilc_li)
 -  ZIP At-risk-of-poverty threshold (source: SILC) (tessi014)
 -  ZIP Dispersion around the at-risk-of-poverty threshold (source: SILC) (tessi126)
 -  ZIP At-risk-of-poverty rate by sex (source: SILC) (tessi010)
 -  ZIP At-risk-of poverty rate by detailed age group (source: SILC) (tessi120)
 -  ZIP At-risk-of poverty rate by household type (source: SILC) (tessi121)
 -  ZIP At-risk-of poverty rate by most frequent activity status (source: SILC) (tessi124)
 -  ZIP At-risk-of-poverty rate after social transfers by sex (tps00184)
 -  ZIP Persons at risk of poverty after social transfers (t2020_52)
 -  ZIP At-risk-of-poverty rate of households without dependent children by work intensity (source: SILC) (tessi122)
 -  ZIP At-risk-of-poverty rate of households with at least one dependent child by work intensity (source: SILC) (tessi123)
 -  ZIP At-risk-of-poverty-rate, by highest level of education attained (tsdsc420)
 -  ZIP At-risk-of poverty rate by tenure status (source: SILC) (tessi125)
 -  ZIP At-risk-of-poverty rate before social transfers by sex (source: SILC) (tesov250)
 -  ZIP At-risk-of-poverty rate before social transfers by age group (source: SILC) (tesov252)
 -  ZIP Persistent at-risk-of poverty rate by sex (source: SILC) (tessi020)
 -  ZIP Persistent at-risk-of poverty rate by age group (source: SILC) (tessi022)
 -  ZIP Relative median at-risk-of-poverty gap (tsdsc250)
 -  ZIP Relative median poverty risk gap by age group (source: SILC) (tessi030)
 -  ZIP Relative median at-risk-of-poverty risk gap (source: SILC) (tesov016)
 -  ZIP At-risk-of-poverty rate anchored at a fixed moment in time (2005) by sex (source: SILC) (tessi220)
 -  ZIP At-risk-of-poverty rate anchored at a fixed moment in time (2005) by age group (source: SILC) (tesov092)
 -  ZIP At-risk-of-poverty rate of elderly people, by sex (tsdde320)
 -  ZIP At-risk-of-poverty rate of older people by detailed age group (source: SILC) (tespn050)
 -  ZIP Dispersion around the at-risk-of-poverty threshold for elderly people (source: SILC) (tespn120)
 -  ZIP At-risk-of-poverty rate of elderly people by tenure status (source: SILC) (tespn110)
 -  ZIP At-risk-of-poverty rate for pensioners (source: SILC) (tespn100)
 -  ZIP Relative median poverty risk gap of elderly people (source: SILC) (tespn090)
 -  ZIP In work at-risk-of-poverty rate (tsdsc320)
 -  ZIP At-risk-of-poverty rate by NUTS 2 regions (tgs00103)
 -  Monetary poverty for elderly people (t_ilc_pn)
 -  ZIP Gender differences in the risk of poverty (source: SILC) (tespn240)


-  Median relative income of elderly people (source: SILC) (tespn020)
-  Median relative income of elderly people (60+) (source: SILC) (tespn060)
-  Gender differences in the relative income of elderly people (65+) (source: SILC) (tespn250)
-  Gender differences in the relative income of older people (source: SILC) (tespn270)
-  Aggregate replacement ratio (tsdde310)
-  Aggregate replacement ratio (incl. Other social benefits) (source: SILC) (tespn070)
-  Gender differences in aggregate replacement ratio (source: SILC) (tespn260)
-  Pension expenditure projections (baseline scenario) (tsdde520)
-  In-work poverty (t_ilc_iw)
 -  In-work at-risk-of-poverty rate (source: SILC) (tesov110)
 -  In-work at-risk-of-poverty rate by working time (source: SILC) (tessi250)
-  Distribution of income (t_ilc_di)
 -  Income quintile share ratio (S80/S20) (source: SILC) (tessi180)
 -  Gini coefficient of equivalised disposable income (source: SILC) (tessi190)
 -  Inequality of income distribution (tsdsc260)
 -  Income inequality for older people (source: SILC) (tespn080)
-  Living conditions (t_ilc_lv)
 -  Population structure (t_ilc_lvps)
 -  Distribution of population by household types (source: SILC) (tesov190)
 -  Health and labour conditions (t_ilc_lvhl)
 -  Persons living in households with very low work intensity (t2020_51)
 -  People living in households with very low work intensity by NUTS 2 regions (population aged 0 to 59 years) (tgs00108)
 -  Housing conditions (t_ilc_lvho)
 -  Overcrowding rate (t_ilc_lvho_or)
 -  Overcrowding rate by sex (source: SILC) (tessi170)
 -  Overcrowding rate by age group (source: SILC) (tessi171)
 -  Overcrowding rate by poverty status (source: SILC) (tessi172)
 -  Overcrowding rate by tenure status (source: SILC) (tessi173)
 -  Overcrowding rate by degree of urbanisation (source: SILC) (tessi174)
 -  Overcrowding rate by household type (source: SILC) (tessi175)
 -  Overcrowding rate by sex - Population without single-person households (source: SILC) (tessi176)
 -  Overcrowding rate by age group - Population without single-person households (source: SILC) (tessi177)
 -  Overcrowding rate by poverty status - Population without single-person households (source: SILC) (tessi178)
 -  Housing cost burden (t_ilc_lvho_hc)
 -  Housing cost overburden rate by sex (source: SILC) (tessi160)
 -  Housing cost overburden rate by age group (source: SILC) (tessi161)
 -  Housing cost overburden rate by income quintile (source: SILC) (tessi162)
 -  Housing cost overburden rate by poverty status (source: SILC) (tessi163)
 -  Housing cost overburden rate by tenure status (source: SILC) (tessi164)
 -  Housing cost overburden rate by degree of urbanisation (source: SILC) (tessi165)
 -  Housing cost overburden rate by household type (source: SILC) (tessi166)
 -  Median of the housing cost burden distribution by sex (source: SILC) (tessi300)
 -  Median of the housing cost burden distribution by age group (source: SILC) (tessi301)
 -  Median of the housing cost burden distribution by poverty status (source: SILC) (tessi302)
 -  Median of the housing cost burden distribution by degree of urbanisation (source: SILC) (tessi303)





-  ZIP Turnover in industry - consumer non-durables (teis190)
-  Producer prices in industry (PPI) (t_sts_ind_pric)
 -  ZIP Domestic producer prices - total industry (excluding construction) (teis010)
 -  ZIP Domestic producer prices - mining, quarrying and manufacturing (except MIG energy) (tin00197)
 -  ZIP Domestic producer prices - manufacturing (teis020)
 -  ZIP Domestic producer prices - energy (teis030)
 -  ZIP Domestic producer prices - intermediate goods (teis040)
 -  ZIP Domestic producer prices - capital goods (teis050)
 -  ZIP Domestic producer prices - consumer durables (teis060)
 -  ZIP Domestic producer prices - consumer non-durables (teis070)
-  Import prices in industry (t_sts_ind_imp)
 -  ZIP Import prices - total industry (teis011)
 -  ZIP Import prices - manufacturing (teis012)
 -  ZIP Import prices - intermediate goods (teis013)
 -  ZIP Import prices - capital goods (teis014)
 -  ZIP Import prices - consumer durables (teis015)
 -  ZIP Import prices - consumer non-durables (teis016)
-  Labour input in industry (t_sts_ind_labo)
 -  ZIP Labour input - total industry (excluding construction) (teis400)
 -  ZIP Labour input - manufacturing (tin00202)
 -  ZIP Labour input - energy (tin00203)
 -  ZIP Labour input - intermediate goods (tin00204)
 -  ZIP Labour input - capital goods (tin00205)
 -  ZIP Labour input - consumer durables (tin00206)
 -  ZIP Labour input - consumer non-durables (tin00207)
-  Construction, building and civil engineering (NACE F) (t_sts_cons)
 -  ZIP Production in construction (teis500)
 -  ZIP Building permits - quarterly data (tin00208)
 -  ZIP Building permits - monthly data (teis550)
 -  ZIP Construction cost of new residential buildings (teis510)
 -  ZIP Labour input in construction (teis520)
-  Trade and services (t_sts_ts)
 -  Wholesale and retail trade (NACE G) (t_sts_wrt)
 -  Turnover and volume of sales (t_sts_wrt_ts)
 -  ZIP Trade turnover - total (tin00199)
 -  ZIP Trade turnover - motor vehicles (tin00200)
 -  ZIP Trade turnover - wholesale trade, except of motor vehicles (tin00201)
 -  ZIP Retail trade turnover - total (teis200)
 -  ZIP Retail trade turnover - food, beverages and tobacco (teis210)
 -  ZIP Retail trade turnover - non food (teis220)
 -  ZIP Retail trade turnover - automotive fuel (teis230)
 -  ZIP Retail trade deflated turnover - total (teis240)
 -  ZIP Retail trade deflated turnover - food, beverages and tobacco (teis250)
 -  ZIP Retail trade deflated turnover - non food (teis260)
 -  ZIP Retail trade deflated turnover - automotive fuel (teis270)
 -  Labour input (t_sts_wrt_li)
 -  ZIP Employment in retail trade - total (tin00211)
 -  Services (t_sts_ser)
 -  ZIP Turnover in services - index by NACE Rev. 2 (teis700)
 -  ZIP Service producer prices (teis720)


- ZIP Employment in services (tin00210)
 - Structural business statistics (t_sbs)
 - SBS - main indicators (t_sbs_na)
 - ZIP Number of enterprises in the non-financial business economy by size class of employment (tin00145)
 - ZIP Turnover of the non-financial business economy by size class of employment (tin00146)
 - ZIP Value added of the non-financial business economy by size class of employment (tin00147)
 - ZIP Persons employed in the non-financial business economy by size class of employment (tin00148)
 - ZIP Turnover by NACE Rev. 2 (tin00149)
 - ZIP Value added by NACE Rev. 2 (tin00150)
 - ZIP Persons employed by NACE Rev. 2 (tin00151)
 - ZIP Apparent labour productivity by NACE Rev. 2 (tin00152)
 - ZIP Wage adjusted labour productivity by NACE Rev. 2 (tin00153)
 - ZIP Average personnel costs by NACE Rev. 2 (tin00154)
 - ZIP Gross operating rate by NACE Rev. 2 (tin00155)
 - SBS - services (t_serv)
 - Financial services statistics (t_serv_fin)
 - ZIP Credit institutions: number of enterprises (tin00015)
 - ZIP Credit institutions: number of persons employed (tin00016)
 - ZIP Credit institutions: balance sheet total (tin00014)
 - ZIP Credit institutions: interest receivable and similar income (tin00017)
 - ZIP Credit institutions: interest payable and similar charges (tin00018)
 - ZIP Insurance, by type of enterprise (tin00019)
 - ZIP Insurance, number of persons employed by type of enterprises (tin00023)
 - ZIP Insurance, gross premiums written by type of enterprise (tin00027)
 - ZIP Insurance, gross claims payments by type of enterprise (tin00031)
 - ZIP Pension funds: total investments (tin00035)
 - ZIP Pension funds: number of members (tin00036)
 - ZIP Pension funds: total pension contributions (tin00037)
 - ZIP Pension funds: total expenditure on pensions (tin00038)
 - Business demography statistics - all activities (t_bd)
 - ZIP Business demography main variables - NACE Rev. 2 (B-N excluding K64.2) (tin00170)
 - ZIP Business demography main derived indicators - NACE Rev. 2 (B-N excluding K64.2) (tin00142)
 - Foreign controlled EU enterprises - inward FATS (t_fats)
 - ZIP Employment in foreign controlled enterprises as a share of total domestic employment (tps00004)
 - ZIP Employment development in foreign controlled enterprises (tps00008)
 - ZIP Value added in foreign controlled enterprises as a share of total value added (tec00024)
 - ZIP Value added development in foreign controlled enterprises (tec00025)
 - ZIP Intra-mural Business Enterprise R&D expenditures in foreign controlled enterprises as a % of total intra-mural Busi(...) (tsc00026)
 - Foreign affiliates of EU enterprises - outward FATS (t_fats_out)
 - ZIP Employment development in foreign affiliates of domestic enterprises (tps00009)
 - Information society statistics (t_isoc)
 - Policy indicators (t_isoc_pi)
 - Benchmarking digital Europe: key performance indicators (t_isoc_pibdek)
 - ZIP Individuals using the internet for ordering goods or services (tin00096)
 - ZIP Individuals using the internet for ordering goods or services from other EU countries (tin00003)
 - ZIP Enterprises having purchased online (at least 1%) (tin00112)
 - ZIP Enterprises having received orders online (at least 1%) (tin00111)
 - ZIP Individuals regularly using the internet (tin00091)















-  ZIP Individuals never having used the internet (tin00011)
-  ZIP Individuals using the internet for interaction with public authorities (tin00012)
-  ZIP Individuals using the internet for interaction with public authorities, by type of interaction (tin00013)

 Benchmarking digital Europe: 2011-2015 indicators (t_isoc_pibde15)




















 A. ICT Sector (t_isoc_bde15a)












































-  ZIP Percentage of the ICT sector on GDP (tin00074)
-  ZIP Percentage of the ICT personnel on total employment (tin00085)
-  ZIP Percentage change of value added by ICT sector at current prices (tin00086)
-  ZIP R&D expenditure (BERD) of businesses in ICT sector as % of total R&D expenditure (tin00087)

 B. Broadband and connectivity (t_isoc_bde15b)



















































-  ZIP Households with internet access at home (tin00088)
-  ZIP Households with broadband access (tin00089)
-  ZIP Individuals having accessed the internet at home (tin00020)
-  ZIP Individuals having accessed the internet only at home (tin00021)
-  ZIP Individuals having accessed the internet at work (tin00022)
-  ZIP Individuals having accessed the internet at place of education (tin00081)
-  ZIP Individuals having accessed the internet at another person's home (tin00024)
-  ZIP Individuals having accessed the internet at other places (tin00025)
-  ZIP Reasons for not having internet access at home (tin00026)
-  ZIP Enterprises with fixed broadband access (tin00090)
-  ZIP Enterprises giving portable devices for a mobile connection to the internet to their employees (tin00125)
-  ZIP Individuals using mobile devices to access the internet on the move (tin00083)
-  ZIP Individuals using a mobile phone via UMTS (3G) to access the internet (tin00117)
-  ZIP Individuals using a laptop via wireless connection to access the internet (tin00118)

































 C. ICT usage by individuals (t_isoc_bde15c)















































-  ZIP Internet use by individuals (tin00028)
-  ZIP Individuals frequently using the internet (tin00092)
-  ZIP Individuals using the internet for finding information about goods and services (tin00095)
-  ZIP Individuals using the internet for downloading software (tin00029)
-  ZIP Individuals using the internet for uploading selfcreated content (tin00030)
-  ZIP Individuals using the internet for participating in social networks (tin00127)
-  ZIP Individuals using the internet for seeking health information (tin00130)
-  ZIP Individuals using the internet for posting messages to social media sites or instant messaging (tin00084)
-  ZIP Individuals using the internet for reading/downloading online newspapers/news magazines (tin00097)
-  ZIP Individuals using the internet for listening to webradio/watching web television (tin00100)
-  ZIP Individuals using the internet for internet banking (tin00099)
-  ZIP Individuals using the internet for selling goods or services (tin00098)
-  ZIP Individuals using the internet to buy or order online content (tin00080)
-  ZIP Individuals using the internet for playing or downloading games, images, films or music (tin00032)
-  ZIP Individuals using the internet for looking for a job or sending a job application (tin00102)
-  ZIP Individuals using the internet for consulting wiki (tin00128)
-  ZIP Individuals using the internet for doing an online course (tin00103)
-  ZIP Individuals using the internet for taking part in online consultations or voting (tin00129)
-  ZIP Individuals using the internet for looking for information about education, training or course offers (tin00034)



















































-  Individuals who have carried out 1 or 2 of the computer related activities (tin00070)
-  Individuals who have carried out 3 or 4 of the computer related activities (tin00071)
-  Individuals who have carried out 5 or 6 of the computer related activities (tin00072)
-  Individuals who have carried out 1 or 2 of the internet related activities (tin00076)
-  Individuals who have carried out 3 or 4 of the related internet activities (tin00077)
-  Individuals who have carried out 5 or 6 of the related internet activities (tin00078)
-  D. ICT usage by enterprises (t_isoc_bde15d)
 -  Share of enterprises' turnover on e-commerce (tin00110)
 -  Enterprises sharing electronically information on sales or on purchases with the software used for any internal function (tin00113)
 -  Enterprises using automated data exchange with customers or suppliers (tin00124)
 -  Enterprises sending and/or receiving e-invoices (tin00114)
 -  Enterprises using radio frequency identification (RFID) instrument (tin00126)
 -  Enterprises whose business processes are automatically linked to those of their suppliers and/or customers (tin00115)
 -  Enterprises using software solutions, like CRM to analyse information about clients for marketing purposes (tin00116)
-  E. E-public services (t_isoc_bde15e)
 -  Individuals using the internet for interaction with public authorities (tin00079)
 -  Enterprises using the internet for interaction with public authorities (tin00107)
 -  Enterprises using the internet for interaction with public authorities, by interaction (tin00108)
 -  Enterprises using the internet for submitting a proposal in a public electronic tender system to public authorities (tin00109)
-  Benchmarking indicator: public services - e-Government (t_isoc_pibips)
 -  E-government usage by individuals (tsdgo330)
-  Telecommunication services (t_isoc_tc)
 -  Number of mobile phone subscriptions (1 000) (tin00059)
 -  Mobile phone subscriptions (tin00060)
-  Computers and the Internet in households and enterprises (t_isoc_ci)
 -  Internet - level of access, use and activities (t_isoc_ci_in)
 -  Individuals who have never used the internet (tin00093)
 -  Individuals using the internet by place of use (tin00075)
 -  Households having access to the internet by type of connection (tin00073)
 -  Level of internet access - households (tin00134)
 -  Individuals using the internet for seeking health-related information (tin00101)
 -  Enterprises having remote employed persons who connect to the enterprise's IT systems from home (2006) (tin00082)
 -  Special module 2008: individuals - use of advanced services (t_isoc_ci_as)
 -  Individuals using the internet for uploading self-created content to any website to be shared (tin00119)
 -  Individuals using the internet for downloading computer or video games or their updates (tin00120)
 -  Individuals using the internet for downloading/listening to/watching music and/or films (tin00121)
 -  Individuals paying for online audio-visual content (tin00122)
 -  Individuals using the internet for sending/receiving e-mails (tin00094)
 -  Individuals using the internet for seeking information with the purpose of learning (tin00104)
 -  Enterprises using applications for employees to access Human Resources services (tin00123)
 -  Individuals using the internet for interaction with public authorities (tin00105)
-  E-commerce by individuals and enterprises (t_isoc_ec)
 -  Individuals having ordered/bought goods or services for private use over the internet in the last three months (tin00067)


-  ZIP Expenditure by expenditure categories (from 2012 onwards) (tin00194)
-  ZIP Average expenditure per trip (from 2012 onwards) (tin00195)
-  ZIP Average expenditure per night (from 2012 onwards) (tin00196)
-  Agriculture, forestry and fisheries (t_agric)
 -  Agriculture (t_agri)
 -  Farm structure: historical data (1990-2007) (t_ef)
 -  ZIP Irrigable area (tag00095)
 -  ZIP Number of agricultural holdings (tag00001)
 -  ZIP Agricultural holdings with agricultural area < 5 ha (tag00002)
 -  ZIP Agricultural holdings with agricultural area 5-<20 ha (tag00003)
 -  ZIP Agricultural holdings with agricultural area 20-<50 ha (tag00004)
 -  ZIP Agricultural holdings with agricultural area > = 50 ha (tag00005)
 -  ZIP Agricultural holdings with another gainful activity than agricultural production (tag00096)
 -  ZIP Holdings with cereals (tag00007)
 -  ZIP Farm labour force (tag00020)
 -  ZIP Family farm labour force (tag00021)
 -  ZIP Full-time regular farm labour force (tag00022)
 -  ZIP Part-time regular farm labour force (tag00023)
 -  ZIP Regular farm labour force, by sex (tag00026)
 -  ZIP Holding managers, by sex (tag00024)
 -  ZIP Agricultural holders being a natural person (tag00028)
 -  ZIP Agricultural holders < 35 years old (tag00029)
 -  ZIP Agricultural holders > = 65 years old (tag00030)
 -  ZIP Livestock density index (tsdpc450)
 -  Economic Accounts for Agriculture (t_aact)
 -  ZIP Crop output - basic and producer prices (tag00054)
 -  ZIP Animal output - basic and producer prices (tag00055)
 -  ZIP Output of the agricultural industry - basic and producer prices (tag00102)
 -  ZIP Gross value added of the agricultural industry - basic and producer prices (tag00056)
 -  ZIP Indicator A of the income from agricultural activity (tag00057)
 -  Agricultural prices and price indices (t_apri)
 -  ZIP Selling prices of oats (tag00061)
 -  ZIP Selling prices of barley (tag00060)
 -  ZIP Selling prices of soft wheat (tag00059)
 -  ZIP Selling prices of maize (tag00062)
 -  ZIP Selling prices of main crop potatoes (tag00063)
 -  ZIP Selling prices of sugar beet (unit value) (tag00064)
 -  ZIP Selling prices of calves (tag00065)
 -  ZIP Selling prices of pigs (light) (tag00066)
 -  ZIP Selling prices of piglets (tag00067)
 -  ZIP Selling prices of sheep (tag00069)
 -  ZIP Selling prices of chickens (live 1st choice) (tag00068)
 -  ZIP Selling prices of fresh eggs (tag00071)
 -  ZIP Selling prices of raw cow's milk (tag00070)
 -  ZIP Producer price indices, total agricultural production (tag00046)
 -  ZIP Producer price indices, crop products (tag00048)
 -  ZIP Producer price indices, animals and animal products (tag00050)
 -  ZIP Purchase price indices, total means of agricultural production (tag00052)
 -  Agricultural production (t_apro)
 -  Crops products (t_apro_cp)
















































-  ZIP Cereals, area (tag00006)
-  ZIP Cereals, production (tag00031)
-  ZIP Cereals, yields (tag00032)
-  ZIP Wheat, area (tag00105)
-  ZIP Wheat, production (tag00033)
-  ZIP Sugar beet, area (tag00008)
-  ZIP Sugar beet, production (tag00106)
-  ZIP Potatoes, area (tag00107)
-  ZIP Potatoes, production (tag00108)
-  ZIP Rape, area (tag00099)
-  ZIP Rape, production (tag00104)
-  ZIP Sunflower, area (tag00009)
-  ZIP Sunflower, production (tag00109)
-  ZIP Tomatoes, production (tag00035)
-  ZIP Vegetables, production (tag00097)
-  ZIP Carrots, production (tag00110)
-  ZIP Onions, production (tag00111)
-  ZIP Apples, production (tag00036)
-  ZIP Pears, production (tag00113)
-  ZIP Oranges, production (tag00114)
-  ZIP Vineyards (tag00012)
-  ZIP Area under glass (tag00010)
-  ZIP Fallow land (tag00011)
-  ZIP Wine, production (tag00034)
-  Poultry farming (t_apro_ec)
 -  ZIP Number of laying hens (tag00019)
-  Milk and milk products (t_apro_mk)
 -  ZIP Collection of cow's milk (tag00037)
 -  ZIP Production of butter (tag00038)
 -  ZIP Production of milk powder (tag00039)
 -  ZIP Production of cheese (tag00040)
 -  ZIP Production and utilisation of milk on the farm (tag00041)
-  Livestock and meat (t_apro_mt)
 -  ZIP Production of meat: pigs (tag00042)
 -  ZIP Production of meat: cattle (tag00044)
 -  ZIP Production of meat: sheep and goats (tag00045)
 -  ZIP Production of meat: poultry (tag00043)
 -  ZIP Number of dairy cows (tag00014)
 -  ZIP Number of cattle (tag00016)
 -  ZIP Number of sheep (tag00017)
 -  ZIP Number of pigs (tag00018)
 -  ZIP Holdings with dairy cows (tag00015)
-  Regional Agriculture Statistics (t_agr_r)
 -  ZIP Livestock by NUTS 2 regions (tgs00045)
 -  ZIP Production of cow's milk on farms by NUTS 2 regions (tgs00046)
 -  ZIP Crop products yields by NUTS 2 regions (tgs00029)
-  Forestry (t_for)
 -  ZIP Economic accounts for forestry and logging - values at current prices (tag00058)
 -  ZIP Roundwood production (tag00072)
 -  ZIP Total sawnwood production (tag00073)

-  Total paper and paperboard production (tag00074)
-  Forest increment and fellings (tsdnr520)
-  Fisheries (t_fish)
 -  Fishery production in all fishing regions (tag00117)
 -  Catches in all fishing regions (tag00076)
 -  Catches in the north-west Atlantic (tag00079)
 -  Catches in the north-east Atlantic (tag00078)
 -  Catches in the eastern central Atlantic (tag00080)
 -  Catches in the Mediterranean (tag00081)
 -  Aquaculture production in tonnes and value (tag00075)
 -  Fishing fleet, total engine power (tsdnr420)
 -  Fishing fleet, Total tonnage (tag00083)
 -  Fishing Fleet, Number of Vessels (tag00116)
-  Organic farming (t_org)
 -  Area under organic farming (tsdpc440)
 -  Organic crop area (fully converted area) (tag00098)
-  Agri-environmental indicators (t_aei)
 -  Total sales of pesticides (tag00084)
 -  Sales of pesticides - Fungicides (tag00085)
 -  Sales of pesticides - Herbicides (tag00086)
 -  Sales of pesticides - Insecticides (tag00087)
 -  Sales of pesticides - Other pesticides (tag00088)
 -  Consumption estimate of manufactured fertilizers: Nitrogen (tonnes of N) (source: Fertilizers Europe) (tag00090)
 -  Consumption estimate of manufactured fertilizers: Phosphorus (tonnes of P) (source: Fertilizers Europe) (tag00091)
 -  Consumption estimate of manufactured fertilizers: Potassium (tonnes of K) (source: Fertilizers Europe) (tag00092)
 -  Gross nutrient balance in agricultural land (t2020_rn310)
-  International trade (t_external)
 -  International trade data (t_ext)
 -  International trade long-term indicators (t_ext_lti)
 -  International trade (t_ext_lti_int)
 -  Trade in goods, by main world traders (tet00018)
 -  International trade, by reporting country, total product (tet00002)
 -  International trade of food, drinks and tobacco (SITC 0+1), by reporting country (tet00005)
 -  International trade of raw materials (SITC 2+4), by reporting country (tet00006)
 -  International trade of mineral fuels, lubricants and related materials (SITC 3), by reporting country (tet00007)
 -  International trade of chemicals and related products (SITC 5), by reporting country (tet00008)
 -  International trade of machinery and transport equipment (SITC 7), by reporting country (tet00009)
 -  International trade of other manufactured goods (SITC 6+8), by reporting country (tet00010)
 -  Trade volume indices, by reporting country (tet00001)
 -  Trade unit value indices, by reporting country (tet00028)
 -  Share of trade with the EU27 (tet00037)
 -  Share of trade with the EU28 (tet00036)
 -  Extra-euro area (EA17) trade, by main partners, total product (tet00065)
 -  Extra-euro area (EA17) trade, by product group (tet00066)
 -  Extra-euro area (EA18) trade, by main partners, total product (tet00069)

-  ZIP Extra-euro area (EA18) trade, by product group (tet00070)
-  ZIP EU Imports from developing countries by income group (tsdgp210)
-  ZIP EU Imports from developing countries by group of products (tsdgp220)
-  ZIP EU imports from least-developed countries by group of products (tsdgp230)
-  Extra-EU trade by invoicing currency (t_ext_ltic_ext)
 -  ZIP Extra-EU imports by Member State, shares by invoicing currency, 2012 (tet00067)
 -  ZIP Extra-EU exports by Member State, shares by invoicing currency, 2012 (tet00068)
-  EU28 trade by Member State, by partner and by product group (t_ext_lti_ext2)
 -  ZIP Intra-EU28 trade, by Member State, total product (tet00047)
 -  ZIP Extra-EU28 trade, by Member State, total product (tet00055)
 -  ZIP Extra-EU28 trade, by product group (tet00062)
 -  ZIP Extra-EU28 trade of food, drinks and tobacco (SITC 0+1), by Member State (tet00063)
 -  ZIP Extra-EU28 trade of raw materials (SITC 2+4), by Member State (tet00064)
 -  ZIP Extra-EU28 trade of mineral fuels, lubricants and related materials (SITC 3), by Member State (tet00056)
 -  ZIP Extra-EU28 trade of chemicals and related products (SITC 5), by Member State (tet00058)
 -  ZIP Extra-EU28 trade of machinery and transport equipment (SITC 7), by Member State (tet00059)
 -  ZIP Extra-EU28 trade of other manufactured goods (SITC 6+8), by Member State (tet00060)
 -  ZIP Extra-EU28 trade, by main partners, total product (tet00035)
 -  ZIP Extra-EU28 trade of food, drinks and tobacco (SITC 0+1), by main partners (tet00034)
 -  ZIP Extra-EU28 trade of raw materials (SITC 2+4), by main partners (tet00033)
 -  ZIP Extra-EU28 trade of mineral fuels, lubricants and related materials (SITC 3), by main partners (tet00032)
 -  ZIP Extra-EU28 trade of chemicals and related products (SITC 5), by main partners (tet00031)
 -  ZIP Extra-EU28 trade of machinery and transport equipment (SITC 7), by main partners (tet00030)
 -  ZIP Extra-EU28 trade of other manufactured goods (SITC 6+8), by main partners (tet00029)
-  EU27 trade by Member State, by partner and by product group (t_ext_lti_ext)
 -  ZIP Intra-EU27 trade, by Member State, total product (tet00039)
 -  ZIP Extra-EU27 trade, by Member State, total product (tet00038)
 -  ZIP Extra-EU27 trade, by product group (tet00061)
 -  ZIP Extra-EU27 trade of food, drinks and tobacco (SITC 0+1), by Member State (tet00048)
 -  ZIP Extra-EU27 trade of raw materials (SITC 2+4), by Member State (tet00049)
 -  ZIP Extra-EU27 trade of mineral fuels, lubricants and related materials (SITC 3), by Member State (tet00050)
 -  ZIP Extra-EU27 trade of chemicals and related products (SITC 5), by Member State (tet00051)
 -  ZIP Extra-EU27 trade of machinery and transport equipment (SITC 7), by Member State (tet00052)
 -  ZIP Extra-EU27 trade of other manufactured goods (SITC 6+8), by Member State (tet00053)
 -  ZIP Extra-EU27 trade, by main partners, total product (tet00040)
 -  ZIP Extra-EU27 trade of food, drinks and tobacco (SITC 0+1), by main partners (tet00041)
 -  ZIP Extra-EU27 trade of raw materials (SITC 2+4), by main partners (tet00042)
 -  ZIP Extra-EU27 trade of mineral fuels, lubricants and related materials (SITC 3), by main partners (tet00043)
 -  ZIP Extra-EU27 trade of chemicals and related products (SITC 5), by main partners (tet00044)
 -  ZIP Extra-EU27 trade of machinery and transport equipment (SITC 7), by main partners (tet00045)
 -  ZIP Extra-EU27 trade of other manufactured goods (SITC 6+8), by main partners (tet00046)
-  International trade short-term indicators (t_ext_sti)
 -  ZIP Imports of goods - total (teiet110)
 -  ZIP Imports of goods - food, drinks and tobacco (teiet120)
 -  ZIP Imports of goods - raw materials (teiet130)
 -  ZIP Imports of goods - mineral fuels, lubricants and related materials (teiet140)



















































-  Imports of goods - chemicals and related products (teiet150)
-  Imports of goods - other manufactured products (teiet160)
-  Imports of goods - machinery and transport equipment (teiet170)
-  Exports of goods - total (teiet010)
-  Exports of goods - food, drinks and tobacco (teiet020)
-  Exports of goods - raw materials (teiet030)
-  Exports of goods - mineral fuels, lubricants and related materials (teiet040)
-  Exports of goods - chemicals and related products (teiet050)
-  Exports of goods - other manufactured products (teiet060)
-  Exports of goods - machinery and transport equipment (teiet070)
-  Balance of trade - EU and euro area aggregates (teiet210)
-  Unit value of exports (teiet300)
-  Unit value of imports (teiet310)
-  Transport (t_transp)
 -  Regional transport statistics (t_tran_r)
 -  Maritime transport of passengers by NUTS 2 regions (tgs00075)
 -  Maritime transport of freight by NUTS 2 regions (tgs00076)
 -  Air transport of passengers by NUTS 2 regions (tgs00077)
 -  Air transport of freight by NUTS 2 regions (tgs00078)
 -  Rail network by NUTS 2 regions (tgs00113)
 -  Motorways network by NUTS 2 regions (tgs00114)
 -  Transport, volume and modal split (t_tran_hv)
 -  Volume of freight transport relative to GDP (tsdtr230)
 -  Volume of passenger transport relative to GDP (tsdtr240)
 -  Modal split of passenger transport (tsdtr210)
 -  Modal split of freight transport (tsdtr220)
 -  Railway transport (t_rail)
 -  Total length of railway lines (ttr00003)
 -  Rail transport of passengers (ttr00015)
 -  Goods transport by rail (ttr00006)
 -  Road transport (t_road)
 -  Total length of motorways (ttr00002)
 -  Motorisation rate (tsdpc340)
 -  Goods transport by road (ttr00005)
 -  People killed in road accidents (tsdtr420)
 -  Inland waterways transport (t_iww)
 -  Goods transport by inland waterways (ttr00007)
 -  Maritime transport (t_mar)
 -  Sea transport of goods (ttr00009)
 -  Air transport (t_avia)
 -  Air transport of passengers (ttr00012)
 -  Air transport of goods (ttr00011)
-  Environment and energy (t_envir)
 -  Environment (t_env)
 -  Organisations and sites with EMAS (Eco-Management and Audit Scheme) registration (tsdpc410)
 -  Ecolabel licenses (tsdpc420)
 -  Area under agri-environmental commitment (tsdpc430)
 -  Production of environmentally harmful chemicals, by environmental impact class (ten00011)
 -  Production of toxic chemicals, by toxicity class (tsdpc320)
 -  Emissions of greenhouse gases and air pollutants (source: EEA) (t_env_air)








-  ZIP Greenhouse gas emissions (tsdcc100)
-  ZIP Greenhouse gas emissions by sector (source: EEA) (tsdcc210)
-  ZIP Urban population exposure to air pollution by particulate matter (tsdph370)
-  ZIP Urban population exposure to air pollution by ozone (tsdph380)
-  ZIP Emissions of sulphur oxides (SOx) by source sector (tsdpc260)
-  ZIP Emissions of nitrogen oxides (NOx) by source sector (tsdpc270)
-  ZIP Emissions of non-methane volatile organic compounds (NMVOC) by source sector (tsdpc280)
-  ZIP Emissions of ammonia (NH₃), by source sector (tsdpc290)
-  ZIP Pollutant emissions from transport (t2020_rk300)
-  ZIP Average carbon dioxide emissions per km from new passenger cars (tsdtr450)
-  Material flows and resource productivity (t_env_mrp)
 -  ZIP Resource productivity (tsdpc100)
 -  ZIP Components of domestic material consumption (tsdpc220)
 -  ZIP Domestic material consumption by material - 1 000 t (tsdpc230)
 -  ZIP Domestic material consumption - tonnes per capita (t2020_rl110)
-  Environmental taxes (t_env_eta)
 -  ZIP Environmental tax revenues - % of total revenues from taxes and social contributions (ten00064)
 -  ZIP Environmental tax revenues - % of GDP (ten00065)
 -  ZIP Energy taxes (t2020_rt300)
 -  ZIP Energy taxes by paying sector (t2020_rt310)
 -  ZIP Implicit tax rate on energy (tsdcc360)
-  Environmental protection expenditure (t_env_epe)
 -  ZIP Environmental protection expenditure by the public sector (ten00049)
 -  ZIP Environmental investment by the public sector (ten00050)
 -  ZIP Current environmental expenditure by the public sector (ten00051)
 -  ZIP Environmental protection expenditure by industry (ten00052)
 -  ZIP Environmental investment by industry (ten00053)
 -  ZIP Current environmental protection expenditure by industry (ten00054)
-  Waste (t_env_was)
 -  Waste generation and treatment (t_env_wasgt)
 -  ZIP Generation of waste by economic activity (ten00106)
 -  ZIP Generation of waste by economic activity and hazardousness (2012) (ten00107)
 -  ZIP Generation of waste by waste category (ten00108)
 -  ZIP Generation of waste by waste category and hazardousness (2012) (ten00109)
 -  ZIP Waste generated by households by year and waste category (ten00110)
 -  ZIP Generation of waste by households activities, by waste category and hazardousness (2012) (ten00111)
 -  Waste streams (t_env_wasst)
 -  ZIP Municipal waste generation and treatment, by type of treatment method (tsdpc240)
 -  ZIP Generation of waste excluding major mineral wastes (tsdpc210)
 -  ZIP Generation of hazardous waste by economic activity (tsdpc250)
 -  ZIP Landfill rate of waste excluding major mineral wastes (t2020_rt110)
 -  ZIP Recovery rates for packaging waste (ten00062)
 -  ZIP Recycling rates for packaging waste (ten00063)
 -  ZIP Recycling rate of municipal waste (t2020_rt120)
 -  ZIP Recycling rate of e-waste (t2020_rt130)
-  Water (t_env_wat)
 -  ZIP Water exploitation index (tsdhr310)
 -  ZIP Water resources: long-term annual average (ten00001)
 -  ZIP Fresh water abstraction by source - million m³ (ten00002)



















































-  Fresh water abstraction by source per capita - m³ per capita (ten00003)
-  Water abstracted by sector of use (ten00006)
-  Water productivity (t2020_rd210)
-  Population connected to public water supply (ten00012)
-  Water use from public water supply, by NACE Rev. 2 activity (ten00013)
-  Water use from self supply, by NACE Rev. 2 activity (ten00016)
-  Population connected to urban wastewater collecting and treatment systems, by treatment level (ten00020)
-  Population connected to wastewater collection and treatment systems by NUTS 2 regions (tgs00110)
-  Population connected to urban wastewater treatment with at least secondary treatment (tsdnr320)
-  Design capacity, in terms of biochemical oxygen demand (BOD), of urban wastewater treatment plants with advanced tr(...) (ten00028)
-  Sewage sludge production and disposal from urban wastewater (in dry substance (d.s)) (ten00030)
-  Biochemical oxygen demand in rivers (tsdnr330)
-  Biodiversity (t_env_biodiv)
 -  Sufficiency of sites designated under the EU Habitats directive (tsdnr210)
 -  Common bird index (tsdnr100)
-  Energy (t_nrg)
 -  Energy statistics - main indicators (t_nrg_indic)
 -  Implicit tax rate on energy (tsdcc360)
 -  Market share of the largest generator in the electricity market (ten00119)
 -  Energy intensity of the economy (tsdec360)
 -  Share of renewable energy in gross final energy consumption (t2020_31)
 -  Electricity generated from renewable sources (tsdcc330)
 -  Combined heat and power generation (tsdcc350)
 -  Greenhouse gas emissions intensity of energy consumption (tsdcc220)
 -  Energy statistics - quantities (t_nrg_quant)
 -  Primary production of energy by resource (ten00076)
 -  Primary production of renewable energy by type (ten00081)
 -  Gross inland energy consumption by fuel type (tsdcc320)
 -  Total gross electricity generation (ten00087)
 -  Electricity consumption by industry, transport activities and households/services (GWH) (ten00094)
 -  Final energy consumption by product (ten00095)
 -  Final energy consumption by sector (tsdpc320)
 -  Energy consumption of transport relative to GDP (tsdtr100)
 -  Final energy consumption in households by fuel (t2020_rk210)
 -  Electricity consumption by households (tsdpc310)
 -  Energy dependence (tsdcc310)
 -  Share of renewable energy in fuel consumption of transport (tsdcc340)
 -  Energy productivity (t2020_rd310)
 -  Energy statistics - prices (t_nrg_price)
 -  Gas prices by type of user (ten00118)
 -  Electricity prices by type of user (ten00117)
-  Science and technology (t_science)
 -  Research and development (t_research)
 -  Statistics on research and development (t_rd)
 -  Research and development expenditure, by sectors of performance (tsc00001)
 -  Gross domestic expenditure on R&D (GERD) by source of funds (tsc00031)
 -  Total intramural R&D expenditure (GERD) by NUTS 2 regions (tgs00042)



















































-  Total researchers, by sectors of performance (tsc00003)
 -  Total researchers (FTE), by sectors of performance (tsc00004)
 -  Research and development personnel, by sectors of performance (tsc00002)
 -  Share of women researchers, by sectors of performance (tsc00005)
 -  Share of women researchers (FTE): all sectors (tsc00006)
 -  Researchers, all sectors by NUTS 2 regions (tgs00043)
 -  Government budget appropriations or outlays on R&D (t_gba)
 -  Share of government budget appropriations or outlays on research and development (tsc00007)
 -  Share of GBAORD allocated to defence and total civil socio-economic objectives (tsc00008)
 -  Community innovation survey (t_inn)
 -  Turnover from innovation (tsdec340)
 -  High-tech industry and knowledge-intensive services (t_htec)
 -  Venture capital investments (tin00141)
 -  High-tech exports (tin00140)
 -  Employment in high- and medium-high technology manufacturing sectors and knowledge-intensive service sectors (tsc00011)
 -  Employment in high-tech sectors by NUTS 2 regions (tgs00039)
 -  Human Resources in Science & Technology (t_hrst)
 -  Human resources in science and technology (HRST) (tsc00025)
 -  Doctorate students in science and technology fields (tsc00028)
 -  Human resources in science and technology (HRST) by NUTS 2 regions (tgs00038)
 -  Intellectual property rights (t_ipr)
 -  Patent (t_pat)
 -  Patent applications to the European patent office (EPO) by priority year (tsc00009)
 -  High-tech patent applications to the European patent office (EPO) by priority year (tsc00010)
 -  Patent applications to the European patent office (EPO) by priority year by NUTS 2 regions (tgs00040)
 -  High-tech patent applications to the European patent office (EPO) by priority year by NUTS 2 regions (tgs00041)
 -  Patents granted by the United States patent and trademark office (USPTO) by priority year (tsc00033)
 -  Tables on EU policy (tb_eu)
 -  Macroeconomic imbalances procedure indicators (tips)
 -  Current account balance (tipsbp)
 -  Current account balance in % of GDP - 3 year average (tipsbp10)
 -  Additional indicators (tipsbp_ai)
 -  Current account balance - annual data (tipsbp20)
 -  Current account balance in % of GDP - quarterly data (tipsbp40)
 -  Net Lending/Borrowing (current and capital account) - quarterly data (tipsbp50)
 -  Net international investment position (tipsii)
 -  Net international investment position in % of GDP - annual data (tipsii10)
 -  Additional indicators (tipsii_ai)
 -  Net external debt in % GDP - quarterly data (tipsii30)
 -  Net international investment position in % of GDP - quarterly data (tipsii40)
 -  Real effective exchange rates (tipser)
 -  Real effective exchange rate - 42 trading partners - annual data (tipser10)
-  Export market (tipsex)
 -  Export market shares by items (5 years % change) (tipsex10)
 -  Additional indicators (tipsex_ai)
 -  Export market shares by items - 1 year % change (tipsex11)


















-  ZIP Export market shares by items (% of world total) (tipsex20)
- 📁 Labour cost (tipslm)
 -  ZIP Nominal unit labour cost - 3 years % change (tipslm10)
 - 📁 Additional indicators (tipslm_ai)
 -  ZIP Nominal unit labour cost index (2010 = 100) - annual data (tipslm20)
 -  ZIP Nominal unit labour cost index (2010 = 100) - yearly changes (tipslm30)
 -  ZIP Nominal unit labour cost index (2005 = 100) - quarterly data (tipslm40)
- 📁 House price indices (tipsho)
 -  ZIP House price index - deflated (tipsho10)
 - 📁 Additional indicators (tipsho_ai)
 -  ZIP House price index (2010 = 100) - quarterly data (tipsho40)
 -  ZIP House price index (2010 = 100), deflated - quarterly data (tipsho30)
 -  ZIP House price index (2010 = 100) - annual data (tipsho20)
- 📁 Private credit (tipspc)
 -  ZIP Private sector credit flow, consolidated (tipspc20)
- 📁 Private debt (tipspd)
 -  ZIP Private sector debt, consolidated (tipspd20)
- 📁 General government gross debt (EDP) (tipsgo)
 -  ZIP General government gross debt (EDP concept), consolidated annual data - % of GDP (tipsgo10)
 - 📁 Additional indicators (tipsgo_ai)
 -  ZIP General government gross debt (EDP concept), consolidated - quarterly data (tipsgo20)
- 📁 Unemployment (tipsun)
 -  ZIP Unemployment rate - 3 year average (tipsun10)
 - 📁 Additional indicators (tipsun_ai)
 -  ZIP Unemployment rate - annual data (tipsun20)
 -  ZIP Unemployment rate - quarterly data (tipsun30)
- 📁 Financial sector (tipsfs)
 -  ZIP Total financial corporations sector liabilities, non-consolidated (tipsfs10)
- 📁 Complementary indicators (tipsau)
 -  ZIP Gross domestic product (GDP) at market prices - annual data (tipsau10)
 -  ZIP Gross domestic product (GDP) at market prices - quarterly data (tipsau20)
- 📁 Auxiliary indicators (tipsax)
 -  ZIP Real GDP growth rate - 1 year % change (tipsna10)
 -  ZIP Gross fixed capital formation at current prices (tipsna20)
 -  ZIP Gross domestic expenditure on research and development (R&D) (tipsst10)
 -  ZIP Net Lending/Borrowing (current and capital account) - annual data (tipsbp70)
 -  ZIP Net external debt in % GDP - annual data (tipsii20)
 -  ZIP Direct investment in the reporting economy (flows) - annual data, % of GDP (tipsbp90)
 -  ZIP Direct investment in the reporting economy (stocks) - annual data, % of GDP (tipsbp100)
 -  ZIP Net trade balance of energy products - % of GDP (tipsen10)
 -  ZIP Real effective exchange rates - Euro area trading partners - 3 year % change (tipser20)
 -  ZIP Terms of trade by items - 5 years % change (tipsna30)
 -  ZIP Share of OECD exports (tipsbp60)
 -  ZIP Real labour productivity per person employed - annual data (tipsna70)
 -  ZIP Unit labour cost performance relative to the euro area - % change (tipslm50)
 -  ZIP Nominal unit labour cost index (2010 = 100) - 10 year % change (tipsna40)
 -  ZIP Residential construction - annual data, % of GDP (tipsna50)
 -  ZIP Private sector debt, non-consolidated (tipspd10)
 -  ZIP Financial sector leverage (debt to equity), non-consolidated - % (tipsfs20)
 -  ZIP Total employment, domestic concept - annual data (tipsna60)

-  Activity rate (15 -64 years) - % of total population in the same age group (tipslm60)
-  Long-term unemployment rate - % of active population in the same age group (tipslm70)
-  Youth unemployment rate - % of active population in the same age group (tipslm80)
-  Young people not in employment, education or training (% of total population) (tipslm90)
-  People at risk of Poverty or Social Exclusion - % of total population (tipslc10)
-  At risk of Poverty Rate - % of total population (tipslc20)
-  Severely materially deprived people - % of total population (tipslc30)
-  People living in households with very low work intensity - % of population aged 0-59 (tipslc40)
-  Euro indicators / PEEIs (shorties)
 -  Balance of payments (teieuro_bp)
 -  Current account (teibp_curac)
 -  Balance of payments, current account, monthly data (teibp010)
 -  Balance of payments, current account, quarterly data (teibp050)
 -  Balance of payments, current account, quarterly data - % of GDP (teibp051)
 -  Capital account (teibp_capac)
 -  Balance of payments, capital account, monthly data (teibp020)
 -  Balance of payments, capital account, quarterly data (teibp060)
 -  Current and capital account (teibp_cucap)
 -  Balance of payments, current and capital account, monthly data (teibp030)
 -  Balance of payments, current and capital account, quarterly data (teibp070)
 -  Financial account (teibp_finac)
 -  Balance of payments, financial account, monthly data (teibp040)
 -  Balance of payments, financial account, net, quarterly data (teibp110)
 -  Business and consumer surveys (teieuro_bs)
 -  Economic sentiment indicator (teibs010)
 -  Confidence indicators by sector (teibs020)
 -  Current level of capacity utilization in manufacturing industry (teibs070)
 -  International trade (teieuro_et)
 -  Imports of goods (teiet_imp)
 -  Imports of goods - total (teiet110)
 -  Imports of goods - food, drinks and tobacco (teiet120)
 -  Imports of goods - raw materials (teiet130)
 -  Imports of goods - mineral fuels, lubricants and related materials (teiet140)
 -  Imports of goods - chemicals and related products (teiet150)
 -  Imports of goods - other manufactured products (teiet160)
 -  Imports of goods - machinery and transport equipment (teiet170)
 -  Exports of goods (teiet_exp)
 -  Exports of goods - total (teiet010)
 -  Exports of goods - food, drinks and tobacco (teiet020)
 -  Exports of goods - raw materials (teiet030)
 -  Exports of goods - mineral fuels, lubricants and related materials (teiet040)
 -  Exports of goods - chemicals and related products (teiet050)
 -  Exports of goods - other manufactured products (teiet060)
 -  Exports of goods - machinery and transport equipment (teiet070)
 -  Trade Balance and indices (teiet_bal)
 -  Unit value of exports (teiet300)
 -  Unit value of imports (teiet310)
 -  Balance of trade (teiet215)
 -  Balance of trade - EU and euro area aggregates (teiet210)
 -  Industry, trade and services (teieuro_is)

-  ZIP Production in industry - total (excluding construction) (teis080)
 -  ZIP Production in industry - manufacturing (teis090)
 -  ZIP Production in industry - energy (teis100)
 -  ZIP Production in industry - intermediate goods (teis110)
 -  ZIP Production in industry - capital goods (teis120)
 -  ZIP Production in industry - consumer durables (teis130)
 -  ZIP Production in industry - consumer non-durables (teis140)
 -  ZIP Turnover in industry - manufacturing (teis150)
 -  ZIP Turnover in industry - intermediate goods (teis160)
 -  ZIP Turnover in industry - capital goods (teis170)
 -  ZIP Turnover in industry - consumer durables (teis180)
 -  ZIP Turnover in industry - consumer non-durables (teis190)
 -  ZIP Domestic producer prices - total industry (excluding construction) (teis010)
 -  ZIP Domestic producer prices - manufacturing (teis020)
 -  ZIP Domestic producer prices - energy (teis030)
 -  ZIP Domestic producer prices - intermediate goods (teis040)
 -  ZIP Domestic producer prices - capital goods (teis050)
 -  ZIP Domestic producer prices - consumer durables (teis060)
 -  ZIP Domestic producer prices - consumer non-durables (teis070)
 -  ZIP Import prices - total industry (teis011)
 -  ZIP Import prices - manufacturing (teis012)
 -  ZIP Import prices - intermediate goods (teis013)
 -  ZIP Import prices - capital goods (teis014)
 -  ZIP Import prices - consumer durables (teis015)
 -  ZIP Import prices - consumer non-durables (teis016)
 -  ZIP Labour input - total industry (excluding construction) (teis400)
-  ZIP Production in construction (teis500)
 -  ZIP Construction cost of new residential buildings (teis510)
 -  ZIP Labour input in construction (teis520)
 -  ZIP Retail trade turnover - total (teis200)
 -  ZIP Retail trade turnover - food, beverages and tobacco (teis210)
 -  ZIP Retail trade turnover - non food (teis220)
 -  ZIP Retail trade turnover - automotive fuel (teis230)
 -  ZIP Retail trade deflated turnover - total (teis240)
 -  ZIP Retail trade deflated turnover - food, beverages and tobacco (teis250)
 -  ZIP Retail trade deflated turnover - non food (teis260)
 -  ZIP Retail trade deflated turnover - automotive fuel (teis270)
 -  ZIP Turnover in services - index by NACE Rev. 2 (teis700)
 -  ZIP Turnover in services - index and percentage changes (teis710)
-  ZIP Harmonised unemployment - monthly data (teilm_un)
 -  ZIP Harmonised unemployment by sex (teilm010)
 -  ZIP Harmonised unemployment by sex - age group 15-24 (teilm011)














-  Harmonised unemployment by sex - age group 25-74 (teilm012)
-  Harmonised unemployment rate by sex (teilm020)
-  Harmonised unemployment rate by sex - age group 15-24 (teilm021)
-  Harmonised unemployment rate by sex - age group 25-74 (teilm022)
-  Labour cost index - quarterly data (teilm_lc)
 -  Labour cost index by NACE Rev. 2 (teilm100)
 -  Labour cost index by NACE Rev. 2 - percentage change Q/Q-1 (teilm120)
 -  Labour cost index by NACE Rev. 2 - percentage change Q/Q-4 (teilm130)
 -  Labour cost index by NACE Rev. 2 - Index (2008 =100) (teilm140)
-  Job vacancy statistics (teilm_jvs)
 -  Job vacancy rate (teilm310)
-  Monetary and financial indicators (teieuro_mf)
 -  Interest rates (teimf_mm)
 -  Long term government bond yields (teimf050)
 -  Day-to-day money market interest rates (teimf100)
 -  3-month-interest rate (teimf040)
 -  Euro yield curve by maturity (1, 5 and 10 years) (teimf060)
 -  Exchange rates (teimf_exr)
 -  Euro/national currency exchange rates (teimf200)
 -  Real effective exchange rate - 42 trading partners (teimf250)
-  National accounts (teieuro_na)
 -  Gross domestic product (teina_gdp)
 -  Gross domestic product, current prices (teina010)
 -  Gross domestic product, volumes (teina011)
 -  Final consumption expenditure of households and NPISH (teina_pvcon)
 -  Final consumption expenditure of households and NPISH, current prices (teina020)
 -  Final consumption expenditure of households and NPISH, volumes (teina021)
 -  Government final consumption expenditure (teina_gvcon)
 -  Government final consumption expenditure, current prices (teina030)
 -  Government final consumption expenditure, volumes (teina031)
 -  Gross fixed capital formation (teina_gfc)
 -  Gross fixed capital formation, current prices (teina040)
 -  Gross fixed capital formation, volumes (teina041)
 -  External balance of goods and services (teina_exbal)
 -  External balance of goods and services, current prices (teina050)
 -  Gross value added (teina_gva)
 -  Gross value added - NACE Rev. 2: TOTAL - current prices (teina400_r2)
 -  Gross value added - NACE Rev. 2: TOTAL - volumes (teina402_r2)
 -  Gross value added - NACE Rev. 2: A - current prices (teina404_r2)
 -  Gross value added - NACE Rev. 2: A - volumes (teina406_r2)
 -  Gross value added - NACE Rev. 2: B-E - current prices (teina408_r2)
 -  Gross value added - NACE Rev. 2: B-E - volumes (teina410_r2)
 -  Gross value added - NACE Rev. 2: C - current prices (teina412_r2)
 -  Gross value added - NACE Rev. 2: C - volumes (teina414_r2)
 -  Gross value added - NACE Rev. 2: F - current prices (teina416_r2)
 -  Gross value added - NACE Rev. 2: F - volumes (teina418_r2)
 -  Gross value added - NACE Rev. 2: G-I - current prices (teina420_r2)
 -  Gross value added - NACE Rev. 2: G-I - volumes (teina422_r2)
 -  Gross value added - NACE Rev. 2: J - current prices (teina424_r2)
 -  Gross value added - NACE Rev. 2: J - volumes (teina426_r2)















































-  ZIP Gross value added - NACE Rev. 2: K - current prices (teina428_r2)
-  ZIP Gross value added - NACE Rev. 2: K - volumes (teina430_r2)
-  ZIP Gross value added - NACE Rev. 2: L - current prices (teina432_r2)
-  ZIP Gross value added - NACE Rev. 2: L - volumes (teina434_r2)
-  ZIP Gross value added - NACE Rev. 2: M_N - current prices (teina436_r2)
-  ZIP Gross value added - NACE Rev. 2: M_N - volumes (teina438_r2)
-  ZIP Gross value added - NACE Rev. 2: O-Q - current prices (teina440_r2)
-  ZIP Gross value added - NACE Rev. 2: O-Q - volumes (teina442_r2)
-  ZIP Gross value added - NACE Rev. 2: R-U - current prices (teina444_r2)
-  ZIP Gross value added - NACE Rev. 2: R-U - volumes (teina446_r2)
-  Compensation of employees (teina_coemp)
 -  ZIP Compensation of employees - NACE Rev. 2 (teina075_r2)
-  Others (teina_other)
 -  ZIP Gross national income (teina080)
 -  ZIP Gross disposable income (teina090)
 -  ZIP Net saving (teina100)
 -  ZIP GDP deflator (teina110)
-  Public Finance - Excessive deficit procedure statistics (teina_geng)
 -  ZIP General government deficit (-) and surplus (+) - annual data (teina200)
 -  ZIP General government deficit (-) and surplus (+) - quarterly data (teina205)
 -  ZIP General government fixed investment - annual data (teina210)
 -  ZIP General government gross debt - annual data (teina225)
 -  ZIP General government gross debt - quarterly data (teina230)
-  Employment (teina_empl)
 -  ZIP Employment by NACE Rev.2 - percentage change Q/Q-1 (teina310)
 -  ZIP Employment by NACE Rev.2 - percentage change Q/Q-4 (teina305)
-  Quarterly sector accounts (teina_sect)
 -  ZIP Household saving rate (teina500)
 -  ZIP Households investment rate (teina510)
 -  ZIP Investment rate of non-financial corporations (teina515)
 -  ZIP Profit share of non-financial corporations (teina520)
-  Consumer prices (teieuro_cp)
 -  ZIP HICP - all items (teicp000)
 -  ZIP HICP - food (teicp010)
 -  ZIP HICP - alcohol and tobacco (teicp020)
 -  ZIP HICP - clothing (teicp030)
 -  ZIP HICP - housing (teicp040)
 -  ZIP HICP - household equipment (teicp050)
 -  ZIP HICP - health (teicp060)
 -  ZIP HICP - transport (teicp070)
 -  ZIP HICP - communications (teicp080)
 -  ZIP HICP - recreation and culture (teicp090)
 -  ZIP HICP - education (teicp100)
 -  ZIP HICP - hotels and restaurants (teicp110)
 -  ZIP HICP - services (teicp280)
 -  ZIP HICP - miscellaneous (teicp120)
 -  ZIP HICP - all items excluding energy, food, alcohol and tobacco (teicp200)
 -  ZIP HICP - all items excluding energy (teicp210)
 -  ZIP HICP - all items excluding energy and unprocessed food (teicp220)
 -  ZIP HICP - all items excluding energy and seasonal food (teicp230)
















-  ZIP HICP - non-energy industrial goods (teicp290)
-  ZIP HICP - all items excluding tobacco (teicp240)
-  ZIP HICP - energy (teicp250)
-  ZIP HICP - food, alcohol and tobacco (teicp260)
-  Housing market statistics (teieuro_hp)
 -  ZIP House price index (2010 = 100) - quarterly data (teicp270)
 -  ZIP Building permits - monthly data (teis550)
-  Europe 2020 indicators (eu2020)
 -  Headline indicators (eu2020_h)
 -  Employment (eu2020_em)
 -  ZIP Employment rate by sex, age group 20-64 (t2020_10)
 -  Research and Development (eu2020_rd)
 -  ZIP Gross domestic expenditure on R&D (GERD) (t2020_20)
 -  Climate change and energy (eu2020_en)
 -  ZIP Greenhouse gas emissions, base year 1990 (t2020_30)
 -  ZIP Share of renewable energy in gross final energy consumption (t2020_31)
 -  ZIP Primary energy consumption (t2020_33)
 -  ZIP Final energy consumption (t2020_34)
 -  ZIP Greenhouse gas emissions in non-ETS sectors (t2020_35)
 -  Education (eu2020_ed)
 -  ZIP Early leavers from education and training by sex (t2020_40)
 -  ZIP Tertiary educational attainment by sex, age group 30-34 (t2020_41)
 -  Poverty and social exclusion (eu2020_ps)
 -  ZIP Persons at risk of poverty or social exclusion (t2020_50)
 -  ZIP Persons living in households with very low work intensity (t2020_51)
 -  ZIP Persons at risk of poverty after social transfers (t2020_52)
 -  ZIP Severely materially deprived persons (t2020_53)
 -  Resource efficiency indicators (eu2020_r)
 -  Lead indicator (t2020_rl)
 -  ZIP Resource productivity (tsdpc100)
 -  Dashboard indicators (t2020_rd)
 -  Materials (t2020_rd0)
 -  ZIP Domestic material consumption - tonnes per capita (t2020_rl110)
 -  Land (t2020_rd1)
 -  ZIP Productivity of artificial land (t2020_rd100)
 -  ZIP Built-up areas (tsdnr510)
 -  Water (t2020_rd2)
 -  ZIP Water exploitation index (tsdnr310)
 -  ZIP Water productivity (t2020_rd210)
 -  Carbon (t2020_rd3)
 -  ZIP Greenhouse gas emissions per capita (t2020_rd300)
 -  ZIP Energy productivity (t2020_rd310)
 -  ZIP Energy dependence (tsdcc310)
 -  ZIP Share of renewable energy in gross final energy consumption (t2020_31)
 -  Transforming the economy (t2020_rt)
 -  Turning waste into a resource (t2020_rt1)
 -  ZIP Generation of waste excluding major mineral wastes (tsdpc210)
 -  ZIP Landfill rate of waste excluding major mineral wastes (t2020_rt110)
 -  ZIP Recycling rate of municipal waste (t2020_rt120)
 -  ZIP Recycling rate of e-waste (t2020_rt130)

- Supporting research and innovation (t2020_rt2)
 - ZIP Eco-innovation index (t2020_rt200)
 - Getting the prices right (t2020_rt3)
 - ZIP Environmental tax revenues - % of total revenues from taxes and social contributions (ten00064)
 - ZIP Energy taxes (t2020_rt300)
 - ZIP Energy taxes by paying sector (t2020_rt310)
- Nature and ecosystems (t2020_rn)
 - Biodiversity (t2020_rn1)
 - ZIP Common bird index (tsdnr100)
 - ZIP Area under organic farming (tsdpc440)
 - ZIP Landscape fragmentation (t2020_rn110)
 - Safeguarding clean air (t2020_rn2)
 - ZIP Urban population exposure to air pollution by particulate matter (tsdph370)
 - ZIP Urban population exposed to PM10 concentrations exceeding the daily limit value (50 µg/m3 on more than 35 days in a(...)) (t2020_rn200)
 - Land and soils (t2020_rn3)
 - ZIP Soil erosion by water - area eroded by more than 10 tonnes per hectare per year (t2020_rn300)
 - ZIP Gross nutrient balance in agricultural land (t2020_rn310)
- Key areas (t2020_rk)
 - Addressing food (t2020_rk1)
 - ZIP Daily calorie supply per capita by source (t2020_rk100)
 - Improving buildings (t2020_rk2)
 - ZIP Final energy consumption in households (t2020_rk200)
 - ZIP Final energy consumption in households by fuel (t2020_rk210)
 - Ensuring efficient mobility (t2020_rk3)
 - ZIP Average carbon dioxide emissions per km from new passenger cars (tsdtr450)
 - ZIP Pollutant emissions from transport (t2020_rk300)
 - ZIP Modal split of passenger transport (tsdtr210)
 - ZIP Modal split of freight transport (tsdtr220)
- Sustainable Development indicators (sd)
 - Socioeconomic development (sd_ec)
 - ZIP Real GDP per capita, growth rate and totals (tsdec100)
 - Economic development (sd_ec_dev)
 - ZIP Investment by institutional sectors (ESA95) (tsdec210)
 - ZIP Dispersion of regional GDP per inhabitant (tsdec220)
 - ZIP Net national income (tsdec230)
 - ZIP Household saving rate (tsdec240)
 - Innovation, competitiveness and eco-efficiency (sd_ec_inn)
 - ZIP Labour productivity per hour worked (ESA95) (tsdec310)
 - ZIP Total R&D expenditure (tsdec320)
 - ZIP Real effective exchange rate - 37 trading partners (tsdec330)
 - ZIP Turnover from innovation (tsdec340)
 - ZIP Energy intensity of the economy (tsdec360)
 - Employment (sd_ec_emp)
 - ZIP Total employment rate (tsdec410)
 - ZIP Employment rate, by sex (tsdec420)
 - ZIP Employment rate, by highest level of education attained (tsdec430)
 - ZIP Dispersion of regional employment rates, by sex (tsdec440)
 - ZIP Unemployment rate, by sex (tsdec450)
 - ZIP Unemployment rate by age group (tsdec460)

-  Sustainable consumption and production (sd_pc)
 -  Resource productivity (tsdpc100)
 -  Resource use and waste (sd_pc_ruw)
 -  Generation of waste excluding major mineral wastes (tsdpc210)
 -  Components of domestic material consumption (tsdpc220)
 -  Domestic material consumption by material - 1 000 t (tsdpc230)
 -  Municipal waste generation and treatment, by type of treatment method (tsdpc240)
 -  Generation of hazardous waste by economic activity (tsdpc250)
 -  Emissions of sulphur oxides (SOx) by source sector (tsdpc260)
 -  Emissions of nitrogen oxides (NOx) by source sector (tsdpc270)
 -  Emissions of non-methane volatile organic compounds (NMVOC) by source sector (tsdpc280)
 -  Emissions of ammonia (NH₃), by source sector (tsdpc290)
 -  Consumption patterns (sd_pc_con)
 -  Electricity consumption by households (tsdpc310)
 -  Final energy consumption by sector (tsdpc320)
 -  Motorisation rate (tsdpc340)
 -  Production patterns (sd_pc_pro)
 -  Organisations and sites with EMAS (Eco-Management and Audit Scheme) registration (tsdpc410)
 -  Ecolabel licenses (tsdpc420)
 -  Area under agri-environmental commitment (tsdpc430)
 -  Area under organic farming (tsdpc440)
 -  Livestock density index (tsdpc450)
 -  Contextual indicators (sd_pc_cxt)
 -  Number of persons in households (tsdpc510)
 -  Final consumption expenditure of households, by consumption purpose (tsdpc520)
-  Social inclusion (sd_sc)
 -  People at risk of poverty or social exclusion (tsdsc100)
 -  Monetary poverty and living conditions (sd_sc_pov)
 -  Persistent-at-risk-of-poverty rate (tsdsc210)
 -  At-risk-of-poverty rate, by age group (tsdsc230)
 -  At-risk-of-poverty rate, by household type (tsdsc240)
 -  Relative median at-risk-of-poverty gap (tsdsc250)
 -  Inequality of income distribution (tsdsc260)
 -  Severely materially deprived people (tsdsc270)
 -  People at risk of poverty after social transfers (tsdsc280)
 -  People at-risk-of-poverty after social transfers by sex (tsdsc350)
 -  Access to labour market (sd_sc_lmk)
 -  People living in households with very low work intensity (tsdsc310)
 -  In work at-risk-of-poverty rate (tsdsc320)
 -  Long-term unemployment rate, by sex (tsdsc330)
 -  Gender pay gap in unadjusted form (tsdsc340)
 -  Education (sd_sc_edu)
 -  Early leavers from education and training (tsdsc410)
 -  At-risk-of-poverty-rate, by highest level of education attained (tsdsc420)
 -  Lower secondary educational attainment by age (tsdsc430)
 -  Lifelong learning (tsdsc440)
 -  Low reading literacy performance of pupils (tsdsc450)
 -  Individuals' level of computer skills (tsdsc460)
 -  Individuals' level of internet skills (tsdsc470)
 -  Tertiary educational attainment by sex, age group 30-34 (tsdsc480)

-  ZIP Modal split of passenger transport (tsdtr210)
 -  ZIP Modal split of freight transport (tsdtr220)
 -  ZIP Volume of freight transport relative to GDP (tsdtr230)
 -  ZIP Volume of passenger transport relative to GDP (tsdtr240)
 -  ZIP Energy consumption of transport, by mode (tsdtr250)
 -  ZIP Greenhouse gas emissions from transport (tsdtr410)
 -  ZIP People killed in road accidents (tsdtr420)
 -  ZIP Emissions of nitrogen oxides (NOx) from transport (tsdtr430)
 -  ZIP Emissions of particulate matter from transport (tsdtr440)
 -  ZIP Average carbon dioxide emissions per km from new passenger cars (tsdtr450)
 -  ZIP HICP - annual average indices for transport prices (tsdtr310)
-  ZIP Common bird index (tsdnr100)
 -  ZIP Sufficiency of sites designated under the EU Habitats directive (tsdnr210)
 -  ZIP Water exploitation index (tsdnr310)
 -  ZIP Population connected to urban wastewater treatment with at least secondary treatment (tsdnr320)
 -  ZIP Biochemical oxygen demand in rivers (tsdnr330)
 -  ZIP Fishing fleet, total engine power (tsdnr420)
 -  ZIP Built-up areas (tsdnr510)
 -  ZIP Forest increment and fellings (tsdnr520)
-  ZIP Official development assistance as share of gross national income (tsdgp100)
 -  ZIP EU Imports from developing countries by income group (tsdgp210)
 -  ZIP EU Imports from developing countries by group of products (tsdgp220)
 -  ZIP EU imports from least-developed countries by group of products (tsdgp230)
 -  ZIP Aggregated measurement of support for agriculture (tsdgp240)
 -  ZIP EU financing for developing countries, by type (tsdgp310)
 -  ZIP Foreign direct investment in developing countries, by income group (tsdgp320)
 -  ZIP Official development assistance, by income group (tsdgp330)
 -  ZIP Untied official development assistance (tsdgp340)
 -  ZIP Bilateral official development assistance, by category (tsdgp350)
 -  ZIP CO2 emissions per inhabitant in the EU and in developing countries (tsdgp410)
 -  ZIP Official Development Assistance per capita in donor and recipient countries (tsdgp520)
-  ZIP New infringement cases (tsdgo210)
 -  ZIP Transposition deficit (tsdgo220)
 -  ZIP Voter turnout in national and EU parliamentary elections (tsdgo310)

-  ZIP E-government usage by individuals (tsdgo330)
-  Economic instruments (sd_go_ins)
 -  ZIP Shares of environmental and labour taxes in total tax revenues from taxes and social contributions (tsdgo410)
-  Contextual indicators (sd_go_cxt)
 -  ZIP Level of citizens' confidence in EU institutions (tsdgo510)
-  Employment and Social Policy Indicators (es)
 -  Overarching Portfolio (tesov)
 -  ZIP At-risk-of-poverty rate by sex (source: SILC) (tessi010)
 -  ZIP At-risk-of-poverty rate by age group (source: SILC) (tessi012)
 -  ZIP At-risk-of-poverty threshold (source: SILC) (tessi014)
 -  ZIP Relative median at-risk-of-poverty risk gap (source: SILC) (tesov016)
 -  ZIP Income quintile share ratio (S80/S20) (source: SILC) (tessi180)
 -  ZIP Median relative income of elderly people (source: SILC) (tespn020)
 -  ZIP Aggregate replacement ratio (source: SILC) (tespn030)
 -  ZIP At-risk-of-poverty rate anchored at a fixed moment in time (2005) by sex (source: SILC) (tessi220)
 -  ZIP At-risk-of-poverty rate anchored at a fixed moment in time (2005) by age group (source: SILC) (tesov092)
 -  ZIP In-work at-risk-of-poverty rate (source: SILC) (tesov110)
 -  Context information (tesovcont)
 -  ZIP Distribution of population by household types (source: SILC) (tesov190)
 -  ZIP At-risk-of-poverty rate before social transfers by sex (source: SILC) (tesov250)
 -  ZIP At-risk-of-poverty rate before social transfers by age group (source: SILC) (tesov252)
-  Social Inclusion Portfolio (tessi)
 -  Primary indicators (tessiprim)
 -  ZIP At-risk-of-poverty rate by sex (source: SILC) (tessi010)
 -  ZIP At-risk-of-poverty rate by age group (source: SILC) (tessi012)
 -  ZIP At-risk-of-poverty threshold (source: SILC) (tessi014)
 -  ZIP Persistent at-risk-of poverty rate by sex (source: SILC) (tessi020)
 -  ZIP Persistent at-risk-of poverty rate by age group (source: SILC) (tessi022)
 -  ZIP Relative median poverty risk gap by age group (source: SILC) (tessi030)
 -  ZIP Material Deprivation rate by sex (source: SILC) (tessi080)
 -  ZIP Material Deprivation rate by age group (source: SILC) (tessi082)
 -  Secondary indicators (tessisec)
 -  At-risk-of poverty (tessisec_rp)
 -  ZIP At-risk-of poverty rate by detailed age group (source: SILC) (tessi120)
 -  ZIP At-risk-of poverty rate by household type (source: SILC) (tessi121)
 -  ZIP At-risk-of-poverty rate of households without dependent children by work intensity (source: SILC) (tessi122)
 -  ZIP At-risk-of-poverty rate of households with at least one dependent child by work intensity (source: SILC) (tessi123)
 -  ZIP At-risk-of poverty rate by most frequent activity status (source: SILC) (tessi124)
 -  ZIP At-risk-of poverty rate by tenure status (source: SILC) (tessi125)
 -  ZIP Dispersion around the at-risk-of-poverty threshold (source: SILC) (tessi126)
 -  ZIP Depth of material deprivation (source: SILC) (tessi150)
 -  Housing cost overburden (tessisec_or)
 -  ZIP Housing cost overburden rate by sex (source: SILC) (tessi160)
 -  ZIP Housing cost overburden rate by age group (source: SILC) (tessi161)
 -  ZIP Housing cost overburden rate by income quintile (source: SILC) (tessi162)
 -  ZIP Housing cost overburden rate by poverty status (source: SILC) (tessi163)

-  ZIP Housing cost overburden rate by tenure status (source: SILC) (tessi164)
-  ZIP Housing cost overburden rate by degree of urbanisation (source: SILC) (tessi165)
-  ZIP Housing cost overburden rate by household type (source: SILC) (tessi166)
-  Overcrowding rate (tessisec_hc)
 -  ZIP Overcrowding rate by sex (source: SILC) (tessi170)
 -  ZIP Overcrowding rate by age group (source: SILC) (tessi171)
 -  ZIP Overcrowding rate by poverty status (source: SILC) (tessi172)
 -  ZIP Overcrowding rate by tenure status (source: SILC) (tessi173)
 -  ZIP Overcrowding rate by degree of urbanisation (source: SILC) (tessi174)
 -  ZIP Overcrowding rate by household type (source: SILC) (tessi175)
 -  ZIP Overcrowding rate by sex - Population without single-person households (source: SILC) (tessi176)
 -  ZIP Overcrowding rate by age group - Population without single-person households (source: SILC) (tessi177)
 -  ZIP Overcrowding rate by poverty status - Population without single-person households (source: SILC) (tessi178)
-  Context information (tessicont)
 -  ZIP Income quintile share ratio (S80/S20) (source: SILC) (tessi180)
 -  ZIP Gini coefficient of equivalised disposable income (source: SILC) (tessi190)
 -  ZIP At-risk-of-poverty rate anchored at a fixed moment in time (2005) by sex (source: SILC) (tessi220)
 -  ZIP At-risk-of-poverty rate before social transfers by sex (source: SILC) (tessi230)
 -  ZIP In-work at-risk-of-poverty rate by working time (source: SILC) (tessi250)
 -  ZIP Housing deprivation rate by number of item (source: SILC) (tessi291)
 -  ZIP Share of total population living in a dwelling with a leaking roof, damp walls, floors or foundation, or rot in win(...) (tessi292)
 -  ZIP Share of total population having neither a bath, nor a shower in their dwelling (source: SILC) (tessi293)
 -  ZIP Share of total population not having indoor flushing toilet for the sole use of their household (source: SILC) (tessi294)
 -  ZIP Share of total population considering their dwelling as too dark (source: SILC) (tessi295)
 -  ZIP Median of the housing cost burden distribution by sex (source: SILC) (tessi300)
 -  ZIP Median of the housing cost burden distribution by age group (source: SILC) (tessi301)
 -  ZIP Median of the housing cost burden distribution by poverty status (source: SILC) (tessi302)
 -  ZIP Median of the housing cost burden distribution by degree of urbanisation (source: SILC) (tessi303)
-  Pensions Portfolio (tespnx)
 -  First streamlined objective pensions: adequate pensions (tespnfirst)
 -  ZIP At-risk-of-poverty rate of older people by sex (source: SILC) (tespn010)
 -  ZIP Median relative income of elderly people (source: SILC) (tespn020)
 -  ZIP Aggregate replacement ratio (source: SILC) (tespn030)
 -  ZIP At-risk-of-poverty rate of older people by detailed age group (source: SILC) (tespn050)
 -  ZIP Median relative income of elderly people (60+) (source: SILC) (tespn060)
 -  ZIP Aggregate replacement ratio (incl. Other social benefits) (source: SILC) (tespn070)
 -  ZIP Income inequality for older people (source: SILC) (tespn080)
 -  ZIP Relative median poverty risk gap of elderly people (source: SILC) (tespn090)
 -  ZIP At-risk-of-poverty rate for pensioners (source: SILC) (tespn100)
 -  ZIP At-risk-of-poverty rate of elderly people by tenure status (source: SILC) (tespn110)
 -  ZIP Dispersion around the at-risk-of-poverty threshold for elderly people (source: SILC) (tespn120)
 -  Third streamlined objective pensions: modernised pensions (tespnthird)
 -  ZIP Gender differences in the risk of poverty (source: SILC) (tespn240)
 -  ZIP Gender differences in the relative income of elderly people (65+) (source: SILC) (tespn250)


 ZIP Gender differences in aggregate replacement ratio (source: SILC) (tespn260)


 ZIP Gender differences in the relative income of older people (source: SILC) (tespn270)


 Cross cutting topics (cc)

 Migrant integration indicators (mii)


 Social inclusion (mii_soinc)


 Income distribution and monetary poverty (mii_ip)


 ZIP Mean and median income by broad group of citizenship (population aged 18 and over) (ilc_di15)


 ZIP Mean and median income by broad group of country of birth (population aged 18 and over) (ilc_di16)


 ZIP At-risk-of-poverty rate by broad group of citizenship (population aged 18 and over) (ilc_li31)


 ZIP At-risk-of-poverty rate by broad group of country of birth (population aged 18 and over) (ilc_li32)


 ZIP In-work at-risk-of-poverty rate by broad group of citizenship (population aged 18 and over) (ilc_iw15)


 ZIP In-work at-risk-of-poverty rate by broad group of country of birth (population aged 18 and over) (ilc_iw16)

 People at risk of poverty and social exclusion (mii_pe)


 ZIP People at risk of poverty or social exclusion by broad group of citizenship (population aged 18 and over) (ilc_peps05)


 ZIP People at risk of poverty or social exclusion by broad group of country of birth (population aged 18 and over) (ilc_peps06)


 ZIP At-risk-of poverty rate for children by citizenship of their parents (population aged 0 to 17 years) (ilc_li33)


 ZIP At-risk-of poverty rate for children by country of birth of their parents (population aged 0 to 17 years) (ilc_li34)


 Living condition (mii_lc)


 ZIP Distribution of population by broad group of citizenship and tenure status (population aged 18 and over) (ilc_lvps15)


 ZIP Distribution of population by broad group of country of birth and tenure status (population aged 18 and over) (ilc_lvps16)


 ZIP Housing cost overburden rate by age, sex and broad group of citizenship (total population aged 18 and over) (ilc_lvho25)


 ZIP Housing cost overburden rate by age, sex and broad group of country of birth (total population aged 18 and over) (ilc_lvho26)


 ZIP Overcrowding rate by age, sex and broad group of citizenship (total population aged 18 and over) (ilc_lvho15)


 ZIP Overcrowding rate by age, sex and broad group of country of birth (total population aged 18 and over) (ilc_lvho16)

 ZIP People living in households with very low work intensity by broad group of citizenship (population aged 18 to 59 years) (ilc_lvhl15)


 ZIP People living in households with very low work intensity by broad group of country of birth (population aged 18 to (...)) (ilc_lvhl16)


 Material deprivation (mii_md)


 ZIP Severe material deprivation rate by broad group of citizenship (population aged 18 and over) (ilc_mddd15)






































 ZIP Severe material deprivation rate by broad group of country of birth (population aged 18 and over) (ilc_mddd16)






























 Education (mii_educ)

 Participation in lifelong learning of population aged 18+ (mii_trng)

 ZIP Participation rate in education and training (last 4 weeks) by sex, age and citizenship (trng_lfs_12)

 ZIP Participation rate in education and training (last 4 weeks) by sex, age and country of birth (trng_lfs_13)

-  ZIP Employment in foreign controlled enterprises as a share of total domestic employment (tps00004)
-  ZIP Employment development in foreign controlled enterprises (tps00008)
-  ZIP Employment development in foreign affiliates of domestic enterprises (tps00009)
-  Research and development (egi_rd)
 -  ZIP Intra-mural Business Enterprise R&D expenditures in foreign controlled enterprises as a % of total intra-mural Busi(...) (tsc00026)
-  Value added (egi_va)
 -  ZIP Value added in foreign controlled enterprises as a share of total value added (tec00024)
 -  ZIP Value added development in foreign controlled enterprises (tec00025)
-  Quality of life (qol)
 -  Material living conditions (qol_mlc)
 -  Income (qol_mlc_i)
 -  ZIP Mean and median income by age and sex (source: SILC) (ilc_di03)
 -  ZIP At-risk-of-poverty rate by poverty threshold, age and sex (source: SILC) (ilc_li02)
 -  ZIP At-risk-of-poverty rate anchored at a fixed moment in time (2008) by age and sex (source: SILC) (ilc_li22b)
 -  ZIP S80/S20 income quintile share ratio by sex and selected age group (source: SILC) (ilc_di11)
 -  Material (qol_mlc_m)
 -  ZIP Severely materially deprived persons (t2020_53)
 -  ZIP Inability to make ends meet (source: SILC) (ilc_mdcs09)
 -  ZIP Share of total population living in a dwelling with a leaking roof, damp walls, floors or foundation, or rot in win(...) (ilc_mdho01)
 -  ZIP Share of total population having neither a bath, nor a shower, nor indoor flushing toilet in their household (sourc(...) (ilc_mdho05)
 -  Productive or main activity (qol_act)
 -  Quantity of employment (qol_act_qt)
 -  ZIP Unemployment rates by sex, age and highest level of education attained (%) (lfsa_urgaed)
 -  ZIP Long-term unemployment (12 months or more) as a percentage of the total unemployment, by sex and age (%) (lfsq_upgal)
 -  ZIP People living in households with very low work intensity by age and sex (population aged 0 to 59 years) (ilc_lvhl11)
 -  ZIP People living in households with very low work intensity by income quintile and household type (population aged 0 t(...) (ilc_lvhl13)
 -  ZIP Involuntary part-time employment as percentage of the total part-time employment, by sex and age (%) (lfsa_eppgai)
 -  Quality of employment (qol_act_ql)
 -  ZIP Low-wage earners as a proportion of all employees (excluding apprentices) by age (earn_ses_pub1a)
 -  ZIP Low-wage earners as a proportion of all employees (excluding apprentices) by sex (earn_ses_pub1s)
 -  ZIP Low-wage earners as a proportion of all employees (excluding apprentices) by educational attainment (earn_ses_pub1i)
 -  ZIP Persons reporting an accident at work by sex, age and educational attainment (hsw_ac1)
 -  ZIP Persons reporting a work-related health problem by sex, age and educational attainment (hsw_pb1)
 -  ZIP Persons reporting exposure to risk factors that can adversely affect physical health by sex, age and educational at(...) (hsw_exp2)
 -  ZIP Persons reporting exposure to factors that can adversely affect mental well-being, by sex, age and education - % (hsw_exp1)
 -  ZIP Accidents at work by sex and age (NACE Rev. 2, A, C-N) (hsw_mi01)
 -  ZIP Average number of usual weekly hours of work in main job, by sex, professional status, full-time/part-time and econ(...) (lfsa_ewhun2)

-  ZIP Employees working shifts as a percentage of the total of employees, by sex and age (%) (lfsa_ewpshi)
 -  ZIP Employed persons working on Saturdays as a percentage of the total employment, by sex, age and professional status (%) (lfsa_ewpsat)
 -  ZIP Employed persons working on Sundays as a percentage of the total employment, by sex, age and professional status (%) (lfsa_ewpsun)
 -  ZIP Employed persons working in the evenings as a percentage of the total employment, by sex, age and professional stat(...) (lfsa_ewpeve)
 -  ZIP Employed persons working at nights as a percentage of the total employment, by sex, age and professional status (%) (lfsa_ewpnig)
- Health (qol_hlt)
 - Outcomes (qol_hlt_ou)
 -  ZIP Life expectancy by age and sex (demo_mlexpec)
 -  ZIP Healthy Life Years (from 2004 onwards) (hlth_hlye)
 -  ZIP Self-perceived health by sex, age and educational attainment level (%) (hlth_silc_02)
 -  ZIP Self-perceived health by sex, age and income quintile (%) (hlth_silc_10)
 -  ZIP People having a long-standing illness or health problem, by sex, age and educational attainment level (%) (hlth_silc_05)
 -  ZIP People having a long-standing illness or health problem, by sex, age and income quintile (%) (hlth_silc_11)
 -  ZIP Self-perceived long-standing limitations in usual activities due to health problem by sex, age and educational atta(...) (hlth_silc_07)
 -  ZIP Self-perceived long-standing limitations in usual activities due to health problem by sex, age and income quintile (%) (hlth_silc_12)
 -  ZIP Psychological distress by sex, age and educational attainment level (average score) (hlth_ehis_st7)
 - Drivers - healthy and unhealthy behaviors (qol_hlt_dr)
 -  ZIP Body mass index (BMI) by sex, age and educational attainment level (%) (hlth_ehis_de1)
 -  ZIP Body mass index (BMI) by sex, age and income quintile (%) (hlth_ehis_de2)
 -  ZIP Daily smokers of cigarettes by sex, age and educational attainment level (%) (hlth_ehis_de3)
 -  ZIP Daily smokers of cigarettes by sex, age and income quintile (%) (hlth_ehis_de4)
 - Access to health care (qol_hlt_ca)
 -  ZIP Self-reported unmet needs for medical examination, by sex, age and reason (%) (hlth_silc_03)
 -  ZIP Self-reported unmet needs for medical examination by sex, age, detailed reason and income quintile (%) (hlth_silc_08)
 -  ZIP Self-reported unmet needs for medical examination by sex, age, detailed reason and educational attainment level (%) (hlth_silc_14)
- Education (qol_edu)
 - Competences and skills (qol_educ_sk)
 -  ZIP Population with lower secondary education attainment by sex and age (edat_lfse_05)
 -  ZIP Population with upper secondary education attainment by sex and age (edat_lfse_06)
 -  ZIP Population with tertiary education attainment by sex and age (edat_lfse_07)
 -  ZIP Early leavers from education and training by sex (t2020_40)
 -  ZIP Individuals' level of internet skills (isoc_sk_iskl_i)
 - Lifelong learning (qol_lfso_ll)
 -  ZIP Participation rate in education and training (last 4 weeks) by sex and labour status (trng_lfse_02)
- Economic and physical safety (qol_saf)
 - Economic security and vulnerability (qol_safe_vul)
 -  ZIP Inability to face unexpected financial expenses (source: SILC) (ilc_mdcs04)
 -  ZIP Arrears (mortgage or rent, utility bills or hire purchase) from 2003 onwards (source: SILC) (ilc_mdcs05)

- 📁 Physical and personal security (qol_safe_sec)
 - 📄 ZIP Death due to homicide, assault, by sex - 2011 (tps00146)
 - 📄 ZIP Crime, violence or vandalism in the area (source: SILC) (ilc_mddw03)
- 📁 Governance and basic rights (qol_gov)
 - 📁 Discrimination and equal opportunities (qol_gov_dis)
 - 📄 ZIP Gender pay gap in unadjusted form in % - NACE Rev. 2 (structure of earnings survey methodology) (earn_gr_gpgr2)
 - 📄 ZIP Gender pay gap in unadjusted form by age in % - NACE Rev. 2, B-S excluding O (structure of earnings survey methodology) (earn_gr_gpgr2ag)
- 📁 Natural and living environment (qol_env)
 - 📁 Pollution (including noise) (qol_env_pol)
 - 📄 ZIP Pollution, grime or other environmental problems (source: SILC) (ilc_mddw02)
 - 📄 ZIP Noise from neighbours or from the street (source: SILC) (ilc_mddw01)
 - 📄 ZIP Urban population exposure to air pollution by particulate matter (tsdph370)